



FIAT CHRYSLER AUTOMOBILES

Fiat Chrysler Automobiles N.V.

Annual Report and Form 20-F

For the year ended December 31, 2019

TABLE OF CONTENTS

	<u>Page</u>
<u>Board of Directors and Auditor</u>	<u>3</u>
<u>Message from the Chairman and the CEO</u>	<u>4</u>
<u>BOARD REPORT</u>	<u>7</u>
<u>INTRODUCTION</u>	<u>7</u>
<u>MANAGEMENT REPORT</u>	<u>11</u>
<u>Selected Financial Data</u>	<u>11</u>
<u>Group Overview</u>	<u>14</u>
<u>Our Business Plan</u>	<u>21</u>
<u>Overview of Our Business</u>	<u>22</u>
<u>Sales Overview</u>	<u>31</u>
<u>Environmental and Other Regulatory Matters</u>	<u>39</u>
<u>Financial Overview</u>	<u>47</u>
<u>Results of Operations</u>	<u>54</u>
<u>Liquidity and Capital Resources</u>	<u>69</u>
<u>Risk Management</u>	<u>73</u>
<u>Risk Factors</u>	<u>77</u>
<u>CORPORATE GOVERNANCE</u>	<u>96</u>
<u>Remuneration Report</u>	<u>131</u>
<u>NON-FINANCIAL INFORMATION</u>	<u>146</u>
<u>CONTROLS AND PROCEDURES</u>	<u>165</u>
<u>2020 GUIDANCE</u>	<u>167</u>
<u>Consolidated Financial Statements at December 31, 2019</u>	<u>168</u>
<u>Consolidated Income Statement</u>	<u>169</u>
<u>Consolidated Statement of Comprehensive Income/(Loss)</u>	<u>170</u>
<u>Consolidated Statement of Financial Position</u>	<u>171</u>
<u>Consolidated Statement of Cash Flows</u>	<u>172</u>
<u>Consolidated Statement of Changes in Equity</u>	<u>173</u>
<u>Notes to the Consolidated Financial Statements</u>	<u>174</u>
<u>Company Financial Statements at December 31, 2019</u>	<u>280</u>
<u>Income Statement</u>	<u>281</u>
<u>Statement of Financial Position</u>	<u>282</u>
<u>Notes to the Company Financial Statements</u>	<u>283</u>
<u>OTHER INFORMATION</u>	<u>296</u>
<u>Additional information for Netherlands Corporate Governance</u>	<u>296</u>
<u>Additional Information for U.S. Listing Purposes</u>	<u>300</u>
<u>Independent Auditor's Report</u>	<u>315</u>
<u>FORM 20-F CROSS REFERENCE</u>	<u>325</u>

BOARD OF DIRECTORS

Chairman

John Elkann⁽¹⁾

Chief Executive Officer

Michael Manley

Chief Financial Officer

Richard Palmer

Directors

John Abbott

Andrea Agnelli

Tiberto Brandolini d'Adda

Glenn Earle⁽²⁾

Valerie A. Mars^{(1),(2),(3)}

Ronald L. Thompson⁽²⁾

Michelangelo A. Volpi⁽³⁾

Patience Wheatcroft^{(1),(2)}

Ermenegildo Zegna⁽³⁾

INDEPENDENT AUDITOR

Ernst & Young Accountants LLP (AFM annual report filing)⁽⁴⁾

EY S.p.A (SEC Form 20-F filing)⁽⁴⁾

(1) Member of the Governance and Sustainability Committee

(2) Member of the Audit Committee

(3) Member of the Compensation Committee

(4) Refer to "About this Report" for additional information relating to these regulatory filings.

MESSAGE FROM THE CHAIRMAN AND THE CEO

2019 was a pivotal year for our company.

Not only did we achieve strong financial results, but we also took decisive steps to lay the groundwork for future growth and profitability as well as to ensure that our company has the scale, expertise and resources to effectively navigate through the dramatic transformation our industry is undergoing.

We want to thank everyone in the FCA organization for their on-going contributions during such an important year. Their relentless hard work and professionalism is crucial to our continued success.

Worldwide combined shipments totaled 4.4 million units and net revenues came in at €108.2 billion.

We achieved Adjusted EBIT for the year of €6.7 billion, with a margin of 6.2 percent.

Across our core business operations by region, North America posted record results for the 5th consecutive year, with Adjusted EBIT at €6.7 billion and margin at a new high of 9.1 percent. In the United States, the Ram brand reached a new sales record and, for the first time, ranked as the number two brand in the large pickup truck segment.

We also delivered another year of strong results in LATAM, with Adjusted EBIT up 40 percent to €501 million and margin increasing by 150 basis points to 5.9 percent. In Brazil, we regained overall market leadership and finished the year in a leading position in key segments such as SUVs, pickups and light commercial vehicles.

Results in APAC significantly improved, despite continued market challenges. Actions to improve vehicle mix and net pricing along with cost savings and restructuring actions significantly reduced our loss compared to prior year.

In EMEA, performance was adversely affected by several factors, including continued commercial challenges and the age of our product portfolio in the region. Lower volumes and higher incentives, together with increased compliance and product costs, led to a decrease in Adjusted EBIT to near break-even. However, during 2019, we took actions to invest in EMEA and improve operating performance. We streamlined headcount and further reduced our cost-base in the region. We also continued our focus on moving away from low-margin sales channels. Finally, we announced significant investments in key new products, which will go a long way towards renewing our product portfolio and improving our competitiveness.

Maserati results - with an Adjusted EBIT loss of €199 million - reflected the impact of important actions we took to start to re-position the business. During the year, a completely new management team was installed, with key talent recruited both internally and externally. We significantly reduced dealer stock and committed to key investments to renew and expand Maserati's product offering, with a regular cadence of new product launches, including a significant level of electrified powertrains, through 2024. These actions give us a high level of confidence in the future trajectory of the Maserati brand.

The above operating results led the company to achieve a full-year Adjusted net profit of €4.3 billion and net profit from continuing operations of €2.7 billion. These results also drove Industrial Free Cash Flows of €2.1 billion.

On the basis of these strong results, the Board of Directors recommended the payment of an ordinary dividend of €1.1 billion to our shareholders, as previously indicated.

Delivering such strong results is important to support the substantial investments we are making in future products, technologies and facilities.

During 2019 we committed to key projects that are fundamental to our future, and will further strengthen our business in the years ahead.

- In the United States, we are investing \$4.5 billion to expand the capacity of our facilities in Michigan and build a new state-of-the-art plant in Detroit that will open later this year. It's a commitment that will add 6,500 new jobs in Southeast Michigan.

- In Italy, we are executing an ambitious €5 billion plan, centered around electrification, with key new products and a new Battery Hub located inside our historic Mirafiori complex in Turin, that will assemble batteries for our growing line-up of electric models.
- In Brazil, we have started a significant new investment cycle of R\$16 billion (approx. €3.4 billion), which will see a renewed product line-up for the Fiat and Jeep brands and add a new state-of-the-art flex-fuel engine plant, which will become the largest powertrain hub in Latin America.
- For Maserati, we are executing a major product-led transformation plan including the launch of new white-space products as well as several full battery electric and hybridized models.

Undoubtedly, 2019 was another historic year in the evolution of our company because of the agreement we reached with PSA for a 50/50 merger that will create the world's third largest automaker by revenues and a new global OEM equipped to meet the mobility challenges that lie ahead. We expect to close the transaction with PSA by the end of this year or in early 2021. In the meantime, we will maintain our focus on the flawless delivery of our commitments.

Among the other highlights of the year:

- We finalized the sale of Magneti Marelli, which not only significantly strengthened our balance sheet, but also allowed the Group to distribute a €2.0 billion extraordinary dividend to our shareholders.
- We strengthened our network of partnerships to develop e-mobility solutions for electric vehicles by executing agreements with Enel X and Engie Group in Europe, for both home charging stations and public charging networks.
- With a focus on improving our efficiency and speed to market, we streamlined our Global Product Development team by bringing together vehicle and powertrain engineering under a single, global organization.
- We entered into an agreement to sell our cast iron components business operated through Teksid; this is another important step in the implementation of our supplier business plan and will allow the business to be further developed by a leading player in the cast iron industry.

We also strengthened our product offering with several key launches, including:

- The all-new Ram Heavy Duty, which was awarded Motor Trend's 2020 Truck of the Year, on the back of the Ram Light Duty winning the previous edition of the award.
- The all-new Jeep Gladiator, which was named 2020 North American Truck of the Year and marked the brand's return to the pickup truck market.
- The all-new Jeep Commander PHEV, the first electrified vehicle of the global Jeep family, which also represented our entry into China's rapidly-growing New Energy Vehicle market.

We remain committed to continue to develop our social and environmental responsibilities.

In 2019, we further reduced our environmental footprint on a per-vehicle-produced basis at our plants around the world: compared with 2010, we accomplished a nearly 40 percent reduction in water withdrawal, a 27 percent reduction in our carbon footprint and a 64 percent reduction in waste generated.

We strive to enrich the vitality of the communities where we live and work by creating jobs, giving back through employee volunteering and providing financial support through our charitable initiatives. During 2019, Group employees around the world volunteered thousands of hours in support of a wide range of social projects.

We also aim to offer our employees an inclusive work environment, where everyone feels respected and valued. We are proud that our efforts were recognized by organizations such as the Refinitiv Diversity & Inclusion Index in which FCA was among the global "Top 25 Most Diverse & Inclusive Companies" in the workplace.

It was also an important year for initiatives with significant positive impact on society.

2019 marked the 15th anniversary of our *Árvore da Vida* project in Brazil, which provides educational support for young people in Jardim Teresópolis, one of the most impoverished districts in the metropolitan area around the Group's plant in Betim. The program aims to empower families through education and, to date, has helped more than 20,000 people in the local area.

As part of our sustainability focus, we also provided significant support through the FCA Foundation for an ambitious and innovative project supporting scientific education and outreach to be launched by CERN in Geneva with the Science Gateway, which is expected to host more than 300,000 people every year. In such an occasion, the Aula Magna will be dedicated to our late CEO, Sergio Marchionne. Students from primary to high-school age, and their families, will be able to experience the world of physics and science through interaction and experimentation.

In conclusion, 2019 saw the Group continue to build on its rich legacy, while at the same time laying the groundwork for further transformation and the beginning of another momentous chapter.

We are committed to ensuring we remain a leading global car company and to building a sustainable business for the benefit of all our stakeholders.

We will continue to be guided by the same values that define our Group by linking growth and respect, economic success and social responsibility, industrial development and environmental awareness.

We would like to recognize and thank all of our shareholders and stakeholders for your trust, support and engagement.

February 25, 2020

/s/

John Elkann

Chairman

/s/

Mike Manley

Chief Executive Officer

BOARD REPORT

INTRODUCTION

About this Report

This document, referred to hereafter as the “Annual Report and Form 20-F”, constitutes both the Statutory annual report in accordance with Dutch legal requirements and the annual report on Form 20-F, applicable to Foreign Private Issuers, pursuant to Section 13 or 15(d) of the U.S. Securities Exchange Act of 1934, for Fiat Chrysler Automobiles N.V. for the year ended December 31, 2019, except as noted below. A table that cross-references the content of this report to the Form 20-F requirements is set out in the *FORM 20-F CROSS REFERENCE* section included elsewhere in this report.

The *Annual Report and Form 20-F* is filed with the Netherlands Authority for Financial Markets (*Autoriteit Financiële Markten*, the “AFM”) and unless otherwise stated, all references in this document to “Annual Report” refer to the AFM filing. The following sections have been removed for our Annual Report filing with the AFM:

- *FORM 20-F cover page;*
- *REPORT OF INDEPENDENT REGISTERED PUBLIC ACCOUNTING FIRM (EY S.p.A. in respect of Internal Control over Financial Reporting for the SEC filing);*
- *REPORT OF INDEPENDENT REGISTERED PUBLIC ACCOUNTING FIRM (EY S.p.A. in respect of the PCAOB audit of the financial statements for the SEC filing); and*
- *SIGNATURES.*

The *Annual Report and Form 20-F* and related exhibits are filed with the U.S. Securities and Exchange Commission (“SEC”) and unless otherwise stated, all references in this document to “Form 20-F” refer to the SEC filing. The following sections have been removed for our Form 20-F filing with the SEC:

- *MESSAGE FROM THE CHAIRMAN AND THE CEO;*
- *CORPORATE GOVERNANCE - Responsibilities in Respect to the Annual Report;*
- *NON-FINANCIAL INFORMATION;*
- *CONTROLS AND PROCEDURES - Statement by the Board of Directors;*
- *2020 GUIDANCE;*
- *FCA N.V. COMPANY FINANCIAL STATEMENTS; and*
- *Independent auditor’s report (Ernst & Young Accountants LLP in respect of the AFM filing).*

Documents on Display

The SEC maintains an internet site at <http://www.sec.gov> that contains reports, information statements, and other information regarding issuers that file electronically with the SEC. The address of the SEC’s website is provided solely for information purposes and is not intended to be an active link. Reports and other information concerning our business may also be inspected at the offices of the New York Stock Exchange, 11 Wall Street, New York, New York 10005.

We also make our periodic reports, as well as other information filed with or furnished to the SEC, available free of charge through our website, at www.fcagroup.com, as soon as reasonably practicable after those reports and other information are electronically filed with or furnished to the SEC. The information on our website is not incorporated by reference in this report.

Certain Defined Terms

In this report, unless otherwise specified, the terms “we”, “our”, “us”, the “Group”, the “Company” and “FCA” refer to Fiat Chrysler Automobiles N.V., together with its subsidiaries and its predecessor prior to the completion of the merger of Fiat S.p.A. with and into Fiat Investments N.V. on October 12, 2014 (the “2014 Merger”, at which time Fiat Investments N.V. was renamed Fiat Chrysler Automobiles N.V., or “FCA NV”), or any one or more of them, as the context may require. References to “Fiat” refer solely to the Fiat brand and “Fiat S.p.A.” refer to Fiat S.p.A., the predecessor of FCA NV prior to the 2014 Merger. References to “FCA US” refer to FCA US LLC, formerly known as Chrysler Group LLC, together with its direct and indirect subsidiaries.

Presentation of Financial and Other Data

This report includes the consolidated financial statements of the Group as of December 31, 2019 and 2018 and for the years ended December 31, 2019, 2018 and 2017 prepared in accordance with International Financial Reporting Standards (“IFRS”) as issued by the International Accounting Standards Board (“IASB”), as well as IFRS as adopted by the European Union. There is no effect on these consolidated financial statements resulting from differences between IFRS as issued by the IASB and IFRS as adopted by the European Union. We refer to the consolidated financial statements and the notes to the consolidated financial statements collectively as the “Consolidated Financial Statements”.

All references in this report to “Euro” and “€” refer to the currency issued by the European Central Bank. The Group’s financial information is presented in Euro. All references to “U.S. Dollars”, “U.S. Dollar”, “U.S.\$” and “\$” refer to the currency of the United States of America (“U.S.”).

The language of this report is English. Certain legislative references and technical terms have been cited in their original language in order that the correct technical meaning may be ascribed to them under applicable law.

Certain totals in the tables included in this report may not add due to rounding.

Except as otherwise disclosed within this report, no significant changes have occurred since the date of the audited Consolidated Financial Statements included elsewhere in this report.

Market and Industry Information

In this report, we include and refer to industry and market data, including market share, ranking and other data, derived from or based upon a variety of official, non-official and internal sources, such as internal surveys and management estimates, market research, publicly available information and industry publications. Market share, ranking and other data contained in this report may also be based on our good faith estimates, our own knowledge and experience and such other sources as may be available. Market share data may change and cannot always be verified with complete certainty due to limits on the availability and reliability of raw data, the voluntary nature of the data-gathering process, different methods used by different sources to collect, assemble, analyze or compute market data, including different definitions of vehicle segments and descriptions and other limitations and uncertainties inherent in any statistical survey of market shares or size. Industry publications and surveys and forecasts generally state that the information contained therein has been obtained from sources believed to be reliable, but there can be no assurance as to the accuracy or completeness of included information. Although we believe that this information is reliable, we have not independently verified the data from third-party sources. In addition, we typically estimate our market share for automobiles and commercial vehicles based on registration data.

In markets where registration data are not available, we calculate our market share based on estimates relating to sales to final customers. Such data may differ from data relating to shipments to our dealers and distributors. While we believe our internal estimates with respect to our industry are reliable, our internal company surveys and management estimates have not been verified by an independent expert, and we cannot guarantee that a third party using different methods to assemble, analyze or compute market data would obtain or generate the same result. The market share data presented in this report represents the best estimates available from the sources indicated as of the date hereof but, in particular as they relate to market share and our future expectations, involve risks and uncertainties and are subject to change based on various factors, including those discussed in the section *Risk Factors* in this report.

Forward-Looking Statements

Statements contained in this report, particularly those regarding possible or assumed future performance, competitive strengths, costs, dividends, reserves and growth of FCA, industry growth and other trends and projections and estimated company earnings are “forward-looking statements” that contain risks and uncertainties. In some cases, words such as “may”, “will”, “expect”, “could”, “should”, “intend”, “estimate”, “anticipate”, “believe”, “remain”, “on track”, “design”, “target”, “objective”, “goal”, “forecast”, “projection”, “outlook”, “prospects”, “plan”, or similar terms are used to identify forward-looking statements. These forward-looking statements reflect the respective current views of the Group with respect to future events and involve significant risks and uncertainties that could cause actual results to differ materially.

These factors include, without limitation:

- our ability to launch products successfully and to maintain vehicle shipment volumes;
- changes in the global financial markets, general economic environment and changes in demand for automotive products, which is subject to cyclicalities;
- changes in local economic and political conditions, changes in trade policy and the imposition of global and regional tariffs or tariffs targeted to the automotive industry, the enactment of tax reforms or other changes in tax laws and regulations;
- our ability to expand certain of our brands globally;
- our ability to offer innovative, attractive products;
- our ability to develop, manufacture and sell vehicles with advanced features, including enhanced electrification, connectivity and automated-driving characteristics;
- various types of claims, lawsuits, governmental investigations and other contingencies affecting us, including product liability and warranty claims and environmental claims, investigations and lawsuits;
- material operating expenditures in relation to compliance with environmental, health and safety regulations;
- the intense level of competition in the automotive industry, which may increase due to consolidation;
- our ability to complete, and realize expected synergies following completion of, our proposed merger with Peugeot S.A., including the expected cumulative implementation costs;
- exposure to shortfalls in the funding of our defined benefit pension plans;
- our ability to provide or arrange for access to adequate financing for our dealers and retail customers, and associated risks related to the establishment and operations of financial services companies, including capital required to be deployed to financial services;
- our ability to access funding to execute our business plan and improve our business, financial condition and results of operations;
- a significant malfunction, disruption or security breach compromising our information technology systems or the electronic control systems contained in our vehicles;
- our ability to realize anticipated benefits from joint venture arrangements in certain emerging markets;
- our ability to successfully implement and execute strategic initiatives and transactions, including our plans to separate certain businesses;
- disruptions arising from political, social and economic instability;

- risks associated with our relationships with employees, dealers and suppliers;
- increases in costs, disruptions of supply or shortages of raw materials;
- developments in labor and industrial relations, including any work stoppages, and developments in applicable labor laws;
- exchange rate fluctuations, interest rate changes, credit risk and other market risks;
- political and civil unrest;
- earthquakes or other disasters; and
- other factors discussed elsewhere in this report.

Furthermore, in light of the inherent difficulty in forecasting future results, any estimates or forecasts of particular periods that are provided in this report are uncertain. We expressly disclaim and do not assume any liability in connection with any inaccuracies in any of the forward-looking statements in this report or in connection with any use by any third party of such forward-looking statements. Actual results could differ materially from those anticipated in such forward-looking statements. We do not undertake an obligation to update or revise publicly any forward-looking statements.

Additional factors which could cause actual results and developments to differ from those expressed or implied by the forward-looking statements are included in the section *Risk Factors* in this report.

MANAGEMENT REPORT

SELECTED FINANCIAL DATA

The following tables set forth selected historical consolidated financial and other data of FCA and have been derived, in part, from:

- the Consolidated Financial Statements of FCA as of December 31, 2019 and 2018 and for the years ended December 31, 2019, 2018 and 2017, included elsewhere in this report; and
- the Consolidated Financial Statements of FCA as of December 31, 2017, 2016 and 2015, for the years ended December 31, 2016 and 2015, except for the classification of Magneti Marelli as a discontinued operation as noted below, which are not included in this report.

This data should be read in conjunction with *Presentation of Financial and Other Data, Risk Factors*, the *FINANCIAL OVERVIEW* section and the Consolidated Financial Statements and related notes included elsewhere in this report.

Consolidated Income Statement Data

	Years ended December 31,				
	2019 ⁽¹⁾	2018 ⁽¹⁾	2017 ⁽¹⁾	2016 ⁽¹⁾	2015 ^(1,2)
	(€ million, except per share amounts)				
Net revenues	€ 108,187	€ 110,412	€ 105,730	€ 105,798	€ 105,859
Profit before taxes	€ 4,021	€ 4,108	€ 5,879	€ 2,950	€ 99
Net profit/(loss) from continuing operations	€ 2,700	€ 3,330	€ 3,291	€ 1,713	€ (15)
Profit from discontinued operations, net of tax	€ 3,930	€ 302	€ 219	€ 101	€ 392
Net profit	€ 6,630	€ 3,632	€ 3,510	€ 1,814	€ 377
Net profit attributable to:					
<i>Owners of the parent</i>	€ 6,622	€ 3,608	€ 3,491	€ 1,803	€ 334
<i>Non-controlling interests</i>	€ 8	€ 24	€ 19	€ 11	€ 43
Earnings/(Loss) per share from continuing operations					
Basic earnings/(loss) per share	€ 1.72	€ 2.15	€ 2.14	€ 1.13	€ (0.01)
Diluted earnings/(loss) per share	€ 1.71	€ 2.12	€ 2.11	€ 1.12	€ (0.01)
Earnings per share from discontinued operations					
Basic earnings per share	€ 2.51	€ 0.18	€ 0.14	€ 0.06	€ 0.23
Diluted earnings per share	€ 2.50	€ 0.18	€ 0.13	€ 0.06	€ 0.23
Earnings per share from continuing and discontinued operations					
Basic earnings per share	€ 4.23	€ 2.33	€ 2.27	€ 1.19	€ 0.22
Diluted earnings per share	€ 4.22	€ 2.30	€ 2.24	€ 1.18	€ 0.22
Other Statistical Information (unaudited):					
Combined shipments (in thousands of units) ⁽³⁾	4,418	4,842	4,740	4,720	4,738
Consolidated shipments (in thousands of units) ⁽⁴⁾	4,272	4,655	4,423	4,482	4,602

(1) The operating results of FCA for the years ended December 31, 2019, 2018, 2017, 2016 and 2015 exclude Magneti Marelli following the classification of Magneti Marelli as a discontinued operation for the year ended December 31, 2018, and until its deconsolidation on completion of the sale transaction on May 2, 2019; Magneti Marelli operating results were excluded from the Group's continuing operations and are presented as a single line within the Consolidated Income Statement data for the years ended December 31, 2019, 2018, 2017, 2016, and 2015 presented above, and until its deconsolidation on completion of the sale transaction on May 2, 2019.

(2) The operating results of FCA for the year ended December 31, 2015 exclude Ferrari following the classification of Ferrari as a discontinued operation for the year ended December 31, 2015; Ferrari operating results were excluded from the Group's continuing operations and are presented as a single line item within the Consolidated Income Statements for the year ended December 31, 2015.

(3) Combined shipments include shipments by the Group's consolidated subsidiaries and unconsolidated joint ventures.

(4) Consolidated shipments only include shipments by the Group's consolidated subsidiaries.

Consolidated Statement of Financial Position Data

	At December 31,				
	2019 ^{(1),(2)}	2018 ⁽¹⁾	2017 ⁽¹⁾	2016 ⁽¹⁾	2015 ^(1,3)
	(€ million, except shares issued data)				
Cash and cash equivalents	€ 15,014	€ 12,450	€ 12,638	€ 17,318	€ 20,662
Total assets ⁽⁴⁾	€ 98,044	€ 96,873	€ 96,299	€ 104,343	€ 105,753
Debt ⁽⁴⁾	€ 12,901	€ 14,528	€ 17,971	€ 24,048	€ 27,786
Total equity	€ 28,675	€ 24,903	€ 20,987	€ 19,353	€ 16,968
<i>Equity attributable to owners of the parent</i>	€ 28,537	€ 24,702	€ 20,819	€ 19,168	€ 16,805
<i>Non-controlling interests</i>	€ 138	€ 201	€ 168	€ 185	€ 163
Share capital	€ 20	€ 19	€ 19	€ 19	€ 17
Shares issued (in thousands)					
Common ⁽⁵⁾	1,567,519	1,550,618	1,540,090	1,527,966	1,288,956
Special Voting ⁽⁵⁾	408,942	408,942	408,942	408,942	408,942
Dividends paid, per share ⁽⁶⁾					
Ordinary dividends paid, per share	€ 0.65	€ —	€ —	€ —	€ —
Extraordinary dividends paid, per share	€ 1.30	€ —	€ —	€ —	€ —

(1) The assets and liabilities of Magneti Marelli were classified as Assets held for sale and Liabilities held for sale within the Consolidated Statement of Financial Position at December 31, 2018, while the assets and liabilities of Magneti Marelli have not been classified as such within the comparative Consolidated Statements of Financial Position at December 31, 2017, 2016, and 2015.

(2) The assets and liabilities of the cast iron automotive components business of Teksid were classified as Assets held for sale and Liabilities held for sale within the Consolidated Statement of Financial Position at December 31, 2019, while the assets and liabilities of the cast iron automotive components business of Teksid have not been classified as such within the comparative Consolidated Statements of Financial Position at December 31, 2018, 2017, 2016, and 2015. Refer to Note 3, Scope of consolidation within our Consolidated Financial Statements included elsewhere in this report.

(3) The assets and liabilities of Ferrari were classified as Assets held for distribution and Liabilities held for distribution within the Consolidated Statement of Financial Position at December 31, 2015.

(4) Refer to Note 2, Basis of preparation within our Consolidated Financial Statements included elsewhere in this report for detail on the adoption of IFRS 16, Leases.

(5) Refer to Note 26, Equity, within our Consolidated Financial Statements included elsewhere in this report.

(6) The Board of Directors intend to recommend to the Annual General Meeting of Shareholders an annual ordinary dividend distribution to holders of FCA common shares of €0.70 (approximately US\$0.79, based on the closing spot rate at December 31, 2019) per common share. The distribution, from the Company's 2019 profits, will be subject to the approval by the Annual General Meeting of Shareholders, which is scheduled to be held on April 16, 2020. Refer to Note 26, Equity, within our Consolidated Financial Statements included elsewhere in this report, for further details.

GROUP OVERVIEW

We are a global automotive group engaged in designing, engineering, manufacturing, distributing and selling vehicles, components and production systems worldwide through over a hundred manufacturing facilities and over forty research and development centers. We have operations in more than forty countries and sell our vehicles directly or through distributors and dealers in more than a hundred and thirty countries. We design, engineer, manufacture, distribute and sell vehicles for the mass-market under the Abarth, Alfa Romeo, Chrysler, Dodge, Fiat, Fiat Professional, Jeep, Lancia and Ram brands and the SRT performance vehicle designation. For our mass-market vehicle brands, we have centralized design, engineering, development and manufacturing operations, which allow us to efficiently operate on a global scale. We support our vehicle shipments with the sale of related service parts and accessories, as well as service contracts, worldwide under the Mopar brand name for mass-market vehicles. In addition, we design, engineer, manufacture, distribute and sell luxury vehicles under the Maserati brand. We make available retail and dealer financing, leasing and rental services through our subsidiaries, joint ventures and commercial arrangements with third party financial institutions. In addition, we operate in the components and production systems sectors under the Teksid and Comau brands. Refer to Note 3, *Scope of consolidation* in the Consolidated Financial Statements included elsewhere in this report for detail on the announced sale of Teksid's cast iron automotive components business. As announced in December 2019, FCA will continue work on the separation of its holding in Comau, which will be separated promptly following closing of the proposed merger with Groupe PSA.

In 2019, we shipped 4.4 million vehicles (including the group's unconsolidated joint ventures), resulting in Net revenues of €108.2 billion and Net profit of €6.6 billion, of which €2.7 billion was attributable to continuing operations, and generated €2.1 billion of Industrial free cash flows (See *Non-GAAP Financial Measures*). At December 31, 2019 our available liquidity was €23.1 billion (including €7.6 billion available under undrawn committed credit lines).

History of FCA

Fiat Chrysler Automobiles N.V. was incorporated as a public limited liability company (*naamloze vennootschap*) under the laws of the Netherlands on April 1, 2014 and became the parent company of the Group on October 12, 2014. Its principal office is located at 25 St. James's Street, London SW1A 1HA, United Kingdom (telephone number: +44 (0) 20 7766 0311). Its agent for U.S. federal securities law purposes is Christopher J. Pardi, c/o FCA US LLC, 1000 Chrysler Drive, Auburn Hills, Michigan 48326.

Fiat S.p.A., the predecessor to FCA, was founded as *Fabbrica Italiana Automobili Torino* on July 11, 1899 in Turin, Italy as an automobile manufacturer. In 1902, Giovanni Agnelli, Fiat S.p.A.'s founder, became the Managing Director of the company.

FCA US LLC, then known as Chrysler Group LLC, ("FCA US") acquired the principal operating assets of the former Chrysler LLC in 2009 as part of a government-sponsored restructuring of the North American automotive industry. Between 2009 and 2014, Fiat S.p.A. expanded its initial 20 percent ownership interest to 100 percent of the ownership of FCA US and on October 12, 2014, Fiat S.p.A. completed a corporate reorganization resulting in the establishment of FCA NV as the parent company of the Group, with its principal executive offices in the United Kingdom. FCA common shares commenced trading on the Milan Mercato Telematico Azionario ("MTA") and the New York Stock Exchange ("NYSE") on October 13, 2014. As a result, FCA NV, as successor of Fiat S.p.A., is the parent company of the Group.

In January 2011, the separation of Fiat S.p.A.'s non-automotive capital goods business was completed with the creation of Fiat Industrial, now known as CNH Industrial N.V.

The spin-off of Ferrari N.V. from the Group was completed in January 2016. The assets and liabilities of the Ferrari segment were distributed to holders of FCA shares and mandatory convertible securities.

Magneti Marelli Sale

On October, 22, 2018, we announced a definitive agreement to sell our Magneti Marelli business to CK Holdings Co., Ltd, completing the sale on May 2, 2019. Refer to Note 3, *Scope of consolidation* within the Consolidated Financial Statements included elsewhere within this report for additional information.

[REDACTED]

[REDACTED]

[REDACTED]

[REDACTED]

[REDACTED]

[REDACTED]

[REDACTED]

[REDACTED]

[REDACTED]

[REDACTED]

[REDACTED]

[REDACTED]

[REDACTED]

[REDACTED]

[REDACTED]

Our Business Plan

On June 1, 2018, our former Chief Executive Officer (“CEO”) Sergio Marchionne, together with members of the Group's executive management, presented the Group's 2018-2022 business plan. During 2019, current CEO Mike Manley highlighted additional measures to improve operating results: in APAC with specific focus on China; Maserati; and in EMEA, including the rationalization of product portfolio plans, primarily for the A-segment and Alfa Romeo, while capitalizing on the market shift from A- to B-segments.

The business plan and the additional measures mentioned above build upon the strategic actions taken in the prior plan to generate volume growth and margin expansion through the following:

- Continued emphasis on building strong brands by leveraging renewals of key products and portfolio expansion;
- New white-space products with particular focus on the Jeep, Maserati and Alfa Romeo brands;
- Improve positioning of Maserati as a luxury brand, bridging product gap with specialty models, improving cadence of new model introduction, including a fully-electrified line-up, with new leadership team in place, new COO and other key appointments;
- Refocus marketing in China to recently launched products, offer more efficient powertrain combinations along with continued product quality improvements, as well as changes in the leadership team;
- Continue to focus on industrial rationalization to deliver cost savings through manufacturing and purchasing efficiencies and implement actions to increase capacity utilization, including local production of certain Jeep products, in EMEA;
- Implementation of various electrified powertrain applications throughout the portfolio, supplemented with third-party agreements for the purchase of regulatory credits, as part of our regulatory compliance strategy;
- Continue to explore opportunities to develop partnerships to share technologies and platforms, enhance skill set related to autonomous driving technologies, preserve full optionality and ensure speed to market; and
- Maintain a disciplined approach to the deployment of capital and re-establish consistent shareholder remuneration actions.

We continue to assess the potential impacts of operationalizing and implementing the strategic targets set out in the business plan, including re-allocation of our resources. The recoverability of certain of our assets or cash-generating units may be impacted in future periods. For example, our product development strategies may be affected by regulatory changes as well as changes in the expected costs of implementing electrification, including the cost of batteries, or in relation to any future business plans or strategies developed as part of partnerships and collaborations. As relevant circumstances change, we expect to adjust our product plans which may result in changes to the expected use of certain of the Group's vehicle platforms. These uncertainties could result in either impairments of, or reductions to the expected useful lives of, these platforms, or both.

Refer to Note 26, *Equity* within the Consolidated Financial Statements included elsewhere in this report for additional detail on the proposed annual ordinary dividend distribution to holders of FCA common shares.

Overview of Our Business

Our activities are carried out through the following five reportable segments:

- (i) North America: our operations to support distribution and sale of mass-market vehicles in the United States, Canada, Mexico and Caribbean islands, primarily under the Jeep, Ram, Dodge, Chrysler, Fiat, Alfa Romeo and Abarth brands.
- (ii) LATAM: our operations to support the distribution and sale of mass-market vehicles in South and Central America, primarily under the Fiat, Jeep, Dodge and Ram brands, with the largest focus of our business in Brazil and Argentina.
- (iii) APAC: our operations to support the distribution and sale of mass-market vehicles in the Asia Pacific region (mostly in China, Japan, India, Australia and South Korea) carried out in the region through both subsidiaries and joint ventures, primarily under the Jeep, Fiat, Alfa Romeo, Abarth, Fiat Professional, Ram and Chrysler brands.
- (iv) EMEA: our operations to support the distribution and sale of mass-market vehicles in Europe (which includes the 27 members of the European Union, the UK and the members of the European Free Trade Association), the Middle East and Africa, primarily under the Fiat, Fiat Professional, Jeep, Alfa Romeo, Lancia, Abarth, Ram and Dodge brands.
- (v) Maserati: the design, engineering, development, manufacturing, worldwide distribution and sale of luxury vehicles under the Maserati brand.

During 2019, our previously reported “NAFTA” segment was renamed “North America” in response to the expected ratification of the United States-Mexico-Canada Agreement (“USMCA”). Other than the change of name, no other changes were made to the segment.

We also own or hold interests in companies operating in other activities and businesses. These activities are grouped under “Other Activities”, which primarily consists of our industrial automation systems design and production business, under the Comau brand name, and our cast iron and aluminum business, which produces cast iron components for engines, gearboxes, transmissions and suspension systems, and aluminum cylinder heads and engine blocks, under the Teksid brand name, as well as companies that provide services, including accounting, payroll, tax, insurance, purchasing, information technology, facility management and security for the Group, and manage central treasury activities. Refer to Note 3, *Scope of consolidation* in the Consolidated Financial Statements included elsewhere in this report for detail on the announced sale of Teksid's cast iron automotive components business.

Definitions and abbreviations

Passenger cars include sedans, station wagons and three- and five-door hatchbacks, that may range in size from “micro” or “A-segment” vehicles of less than 3.7 meters in length to “large” or “F-segment” cars that are greater than 5.1 meters in length.

Utility vehicles (“UVs”) include sport utility vehicles (“SUVs”), which are available with four-wheel drive systems that provide true off-road capabilities, and crossover utility vehicles, (“CUVs”), which are not designed for heavy off-road use. UVs can be divided among six main groups, ranging from “micro” or “A-segment”, defined as UVs that are less than 3.9 meters in length, to “large” or “F-segment”, defined as UVs that are greater than 5.2 meters in length.

Light trucks may be divided between vans (also known as light commercial vehicles, or “LCVs”), which typically are used for the transportation of goods or groups of people, and pickup trucks, which are light motor vehicles with an open-top rear cargo area. Minivans, also known as multi-purpose vehicles (“MPVs”) typically have seating for up to eight passengers.

A vehicle is characterized as “all-new” if its vehicle platform is significantly different from the platform used in the prior model year and/or it has had a full exterior renewal.

A vehicle is characterized as “significantly refreshed” if it continues its previous vehicle platform but has extensive changes or upgrades from the prior model year.

Design and Manufacturing

We sell mass-market vehicles in the SUV, passenger car, truck and LCV markets. Our SUV and CUV portfolio includes the all-new Jeep Gladiator, all-new Jeep Commander PHEV, Jeep Grand Cherokee, Jeep Cherokee, Jeep Wrangler, Jeep Renegade, Jeep Compass, Maserati Levante, Dodge Durango, Dodge Journey and Alfa Romeo Stelvio. Our passenger car product portfolio includes vehicles such as the Fiat 500, Alfa Romeo Giulia, Maserati Quattroporte, Dodge Challenger and Charger, Chrysler 300 and Lancia Ypsilon and minivans such as the Chrysler Pacifica. We sell light duty and heavy duty pickup trucks such as the Ram 1500, all-new Ram 2500/3500, the Fiat Toro and Fiat Fullback, and chassis cabs such as the all-new Ram 3500/4500/5500. Our LCVs include vans such as the Fiat Professional Doblò, Fiat Professional Ducato and Ram ProMaster.

We have deployed World Class Manufacturing (“WCM”) principles throughout our manufacturing operations. WCM principles were developed by the WCM Association, a non-profit organization dedicated to developing superior manufacturing standards. We are the only Original Equipment Manufacturer (“OEM”) that is a member of the WCM Association. WCM fosters a manufacturing culture that targets improved safety, quality and efficiency, as well as the elimination of all types of waste. Unlike some other advanced manufacturing programs, WCM is designed to prioritize issues, focus on those initiatives believed likely to yield the most significant savings and improvements, and direct resources to those initiatives. We also offer several types of WCM programs to our suppliers whereby they can learn and incorporate WCM principles into their own operations.

Research and Development

We engage in research and development activities aimed at improving the design, performance, safety, fuel efficiency, reliability, consumer perception and sustainability of our products and services. As of December 31, 2019, we operated 46 research and development centers worldwide with a combined headcount of approximately 18 thousand employees supporting our research and development efforts.

We concentrate the majority of our efficiency research efforts in two areas: reducing vehicle energy demand and reducing fuel consumption and emissions. Fuel consumption and emissions reduction activities have been primarily focused on powertrain technologies including: engines, transmissions and drivelines, hybrid and electric propulsion and alternative fuels. In recent years, we have increased our research and development efforts on automated driving and connectivity technologies.

Vehicle Energy Demand

Our research and development focuses on reducing weight, aerodynamic drag, tire rolling resistance, brake drag torque, driveline parasitic losses, heating and air conditioning, and electrical loads. We also continue to develop both conventional and hybrid vehicle technologies aimed at improving kinetic energy recovery and re-use of thermal energy to reduce total energy consumption and CO₂ emissions.

We have introduced active aerodynamic devices, which activate automatically under certain operating conditions. These active aerodynamic devices include active grille shutters, active front air dams and adjustable height suspension. Further, we have introduced smart actuators, such as variable speed fuel pumps, variable displacement air conditioning compressors and high efficiency brushless electric motors for cooling fans, to reduce fuel consumption. Such smart actuators only require the energy needed for each specific working condition, avoiding electric energy waste. In 2019, high strength steel was put to extensive use in the frame of the all-new Ram Heavy Duty pickup truck and the all-new Jeep Gladiator to reduce weight. The all-new Ram Heavy Duty pickup truck also utilizes active grille shutters and a highly tuned air dam to reduce drag.

Powertrain Technologies

Engines

We have developed global small and global medium displacement gasoline engine families to improve fuel economy and emissions. These engine families include three and four cylinder turbocharged versions (the global small engine family also has three and four cylinder naturally aspirated variants). Each engine family features a modular approach using a shared cylinder design (allowing for different engine configuration, displacements, efficiency and power outputs). Each is based on a specific cylinder configuration which provides important synergies for the engine development (common combustion development and common design layout) and for manufacturing (common machining, assembly features and components and subsystems). These engine families are fully deployed and cover a large range of vehicle applications and include features and technologies such as direct fuel injection, downsizing, integrated exhaust manifold, MultiAir variable valve lift, turbocharging, and cooled exhaust gas recirculation. All of these features enable the engine families to be competitive among small and medium displacement engines with respect to fuel consumption, performance, weight and noise, vibration and harshness behavior.

In 2019, a locally-produced plug-in hybrid version of the global medium displacement turbocharged engine with dual overhead camshaft was launched in the all-new Jeep Commander in China. Additionally, in 2019, a 1.3L direct-injection turbocharged engine with engine stop/start technology was newly paired with a nine-speed automatic transmission in the Jeep Renegade to increase fuel efficiency and reduce emissions. Future evolution of the two engine families is expected to include advanced technologies and electrification to further reduce CO₂ emissions.

Transmissions and Driveline

Our automatic transmission portfolio includes 8- and 9-speed units developed in an effort to provide our customers with improved efficiency, performance and drive comfort. Long travel damper and pendulum damper technologies are used to allow the engine to operate at a lower speed and higher torque - where the engine is more efficient at converting the fuel energy to mechanical energy.

Other improvements are used to reduce the power consumption of the transmission. The second generation TorqueFlite 8-speed improves transmission efficiency via improved line pressure control and reduced clutch drag. The addition of transmission oil heaters allows the transmission to quickly warm up to operating temperatures and improve transmission efficiency. We are investigating many other technologies to increase transmission system efficiency such as selectable one-way clutches and reduced oil viscosity.

In support of global fuel consumption and CO₂ requirements, we have developed our first dedicated hybrid transmission (the eFlite), used in the Chrysler Pacifica plug-in hybrid and in the Jeep Commander plug-in hybrid produced by GAC Fiat Chrysler Automobiles Co., our joint venture with Guangzhou Automobiles Group Co., Ltd. in China. The new eFlite hybrid transmission architecture is an electrically variable front wheel drive transaxle with a split input configuration and incorporates two electric motors, both capable of driving in full electric mode. The lubrication and cooling system makes use of two pumps, one electrically operated and one mechanically driven.

The 6-speed manual transmission for rear-wheel drive applications, introduced on the Jeep Wrangler and all-new Jeep Gladiator, offers optimized ratio spread to allow the engine to operate more efficiently. Industrialization began in 2019 for enhanced and updated variants of our small and midsize front-wheel drive manual transmissions and high efficiency bearings have been incorporated in updates to our midsize front-wheel drive manual transmissions.

Our axle and driveline portfolio updates increase capability and reduce power consumption on the Ram 1500, Jeep Wrangler and all-new Jeep Gladiator. The Ram 1500 also offers an axle heating system and lubrication optimization for improved efficiency.

Electric and Hybrid Technologies

We have confirmed plans to make significant investments in vehicle electrification development, and manufacturing facilities in North America and Italy, to support the growing demand for electrified vehicles. By 2022, we expect to offer more than 30 nameplates with electrified powertrains.

We have developed a suite of electrification technologies, including: 12 volt engine stop/start, 48 volt mild hybrid, high voltage plug-in hybrid, and full battery electric vehicles. These developments have occurred at our technical centers primarily in Auburn Hills (Michigan, USA), Modena and Turin (Italy). However, substantial work has also been performed with suppliers and universities located around the globe.

The 12 volt stop/start system turns off the engine and fuel flow automatically when the vehicle comes to a halt and re-starts the engine upon the driver disengaging the brake. Phase-in of this technology began in 2013 model year and in 2019 was used in approximately 49 percent of our global production volume.

In 2018, we launched three applications of mild hybrids using belt starter generator (“BSG”) technology. BSG technology offers improvements in fuel economy and a reduction in CO₂ emissions. This new 48 volt mild hybrid technology is marketed as “eTorque” in the 2020 Jeep Wrangler equipped with the 2.0L turbo engine or 3.6L engine, and the 2019 Ram 1500 5.7L and 3.6L applications. The system offers faster and smoother stop/start functionality, a real-time powertrain efficiency optimization manager which balances motor and engine torque, enhanced and extended fuel shut-off during certain maneuvers, and regenerative braking to recharge the 48 volt battery. The system also delivers significant gains in fuel economy. In 2020, a new BSG 12V 1.0L naturally-aspirated engine is expected to be launched in the Fiat Panda, Fiat 500 and Lancia Ypsilon for Europe.

The Chrysler Pacifica plug-in hybrid achieves an efficiency rating of 82 miles per gallon equivalent (“MPGe”), based on U.S. Environmental Protection Agency testing standards and has an approximately 72 percent reduction in CO₂ compared to the non-hybrid Chrysler Pacifica. Power to the wheels is supplied via a 16 kWh battery through the hybrid electric drive system which is comprised of a specially adapted new version of the award winning Pentastar 3.6L engine and the new eFlite hybrid transmission.

At the 2019 Geneva International Motor Show, we presented plug-in hybrid variants of Jeep Renegade and Jeep Compass. The electric units are integrated into the new 1.3L turbo gasoline engine to increase efficiency and overall power. For the Jeep Renegade and Jeep Compass, the simultaneous action of the internal combustion engine and the electric motor delivers up to 240 hp. The fully-electric Fiat Centoventi, a concept conceived for sustainable and affordable urban mobility, was also displayed at the 2019 Geneva International Motor Show.

In addition, a fully electric variant of the Fiat 500 was announced in 2019, which will be manufactured for the European market at the Mirafiori plant in Turin, Italy beginning in 2020. The Ducato Electric was also unveiled in 2019 and is expected to be launched in 2020 in Europe.

In 2019, we also announced the development of a Battery Hub in Turin, Italy at the Mirafiori plant beginning in 2020. The Battery Hub is expected to be dedicated to battery assembly and also host prototyping and experimentation activities, as well as training courses.

Our internal research and development activities are also supplemented via collaboration with academic partners. One such example is a project in partnership with McMaster University (Canada), which focuses on developing next-generation, energy efficient, high performance, cost effective electrified powertrain components and control systems suitable for a range of vehicle applications.

Compressed Natural Gas

We are among the EU-market leaders in compressed natural gas (“CNG”) propulsion. From 1997 to 2019, the Company’s output of CNG-powered vehicles in Europe exceeded 770,000 vehicles.

Automated Driving Technology

We are collaborating with Waymo (formerly the Google self-driving car project) to integrate its self-driving technology into the Chrysler Pacifica Hybrid, including the production of Chrysler Pacifica Hybrid minivans built specifically to enable fully self-driving operations.

In 2019, we announced a memorandum of understanding with Aurora, laying the groundwork for a partnership to develop and deploy self-driving commercial vehicles.

We have launched Highway Assist “partial automation” vehicle technology on several Maserati models. This system includes Mobileye vision technology to enable SAE Level 2 automated driving on designated highways.

In 2018, we began working with Aptiv to develop an SAE Level 2+ (hands-off the wheel) automated driving system for our next generation vehicles planned to launch in 2021.

We are also continuing the development of an SAE Level 3 capable automated driving platform. To that end, a team of FCA engineers is integrated in an autonomous vehicle development team with BMW in Munich, Germany.

Connectivity

We continue to work with our suppliers to develop our cloud-based global connectivity solution that connects vehicles to the Internet and allows the driver and passengers to interact with the car and the outside world. The solution is scalable, increases safety and security and provides real time availability of services and information. A first release of this connectivity system has been launched in EMEA and China and we intend to extend the roll-out to all regions by the end of 2020, while also adding new user features.

Compliance-focused Initiatives by Region

The regulatory environment outlook across our four major regions shows continued CO₂ reductions, ranging from 25-30 percent between 2019 and 2024. This anticipated regulatory stringency balanced with customer preferences guides research and development for future products and is highlighted below by region and key product segment.

North America

The U.S. policy is complex with three separate CO₂ regulations, but it also contains a flexible array of new technology incentives to encourage industry movement toward an electrified future. For instance, U.S. regulation includes a tax credit to purchasers of up to U.S.\$7,500 to incentivize demand and help to offset relatively low fuel prices and increasing consumer preference for SUVs and pickup trucks. This incentive is available on the first 200,000 qualifying electrified vehicles sold by each OEM and then begins to phase-out.

U.S. consumers tend to have long commutes and ready access to charging capability at home. We plan, by 2022, for 5 percent of our overall fleet (including commercial vehicles) to be high voltage electrified powertrain versions, with a focus on plug-in systems, 17 percent of the fleet to be equipped with mild hybrid systems and the remaining 78 percent to retain conventional internal combustion engines.

Canadian CO₂ policy largely mirrors U.S. requirements without the separate Corporate Average Fuel Economy (“CAFE”) rules. Our technology plan and mix rates in Canada are consistent with our U.S. plans. Within Canada, the Quebec province has a separate zero emission vehicle (“ZEV”) mandate which we expect to meet with a combination of ZEV vehicle sales and purchased credits.

LATAM

With its ability to grow sugar cane in high volume, Brazil is able to address CO₂ reduction with a different approach. Today about 30 percent of vehicle fuel usage in Brazil consists of sugar cane produced ethanol. Sugar cane ethanol is 80 percent renewable from “well” (or field) to wheels and provides approximately 12.5 percent CO₂ reduction on an equivalent 30/70 fuel mix E100/E22 basis. The Brazilian government recently launched a plan (RenovaBio) to improve quality and productiveness of ethanol, targeting an increase of share on Ethanol E100 in the fuel matrix from the current 30 percent to 40 percent in 2022 and to 55 percent in 2030. In addition, the Brazilian government and we are working very closely on research and development opportunities to further reduce CO₂ emissions through improvements to ethanol-fueled engines.

Brazilian consumers already widely use ethanol fuel, readily available in the current retail fuel market. We believe that Brazilian CO₂ fleet reduction targets will be met through 2025 with increased usage and efficiency of our ethanol based engines and without any high voltage electrification.

APAC

China is leading the rapid change in this region. The Chinese government has stated intentions to become the global leader in electrification, connectivity and autonomous driving in the next decade. The regulatory policies include requirements on corporate fuel economy and new energy vehicle credit and incentives for new energy vehicles which are defined as battery electric, plug-in hybrid, or fuel cell vehicles.

Some large cities provide consumers with license plate incentives for new energy vehicles. Given these incentives can be as high as €11,000 per vehicle, we believe they will be successful in driving the market toward electrification.

From a consumer perspective, China has the highest number of first time car buyers in the world. Since much of the vehicle consumer demographic resides in urban areas, access to public charging is expected to be a critical element to achieving China's electrified objectives.

Our plan is, by 2022, for 18 percent of the overall fleet (including commercial vehicles) to use high voltage electrification, with the highest penetration of full battery electric of any region, 6 percent of the fleet to be equipped with a mild hybrid system and 76 percent of the fleet to retain conventional internal combustion engines.

In contrast to China, India continues to be a cost sensitive market with a developing infrastructure. As a result, increased regulatory requirements are expected to be met through application of shared conventional technologies while the industry continues to investigate electrification options.

EMEA

Europe represents the most challenging combination of regulatory stringency and consumer price sensitivity. The EU is driving a significant reduction in CO₂ in 2020, and metropolitan areas are implementing low emission zones in an attempt to improve air quality in city centers. Conventional internal combustion engine applications will likely be restricted, especially with aging vehicles. The CO₂ financial penalty structure is very significant.

Many consumers in Europe need reduced cost of vehicle ownership given high fuel prices and pressure on disposable income. As the demand for diesels continues to decrease, we intend to use mild hybrids as a replacement. The region will need to address the development of charging infrastructure so that zero emission vehicles are more convenient for consumers.

Our plan is, by 2022, for 16 percent of the overall fleet (including commercial vehicles) to use high voltage electrification, 37 percent of the fleet to be equipped with a mild hybrid system and 47 percent to retain conventional internal combustion engines. As previously announced, we expect to introduce electrification technology on several models in 2020 including plug-in hybrid versions of the Jeep Renegade, Jeep Compass and Jeep Wrangler, an all-new full battery electric Fiat 500, as well as the inclusion of mild hybrid technology on a range of other models. Leasys, a rental services subsidiary of our joint venture with Crédit Agricole Consumer Finance S.A., is expected to play a meaningful role in delivering these technologies to the market by leveraging its suite of mobility services.

Intellectual Property

We own a significant number of patents, trade secrets, licenses, trademarks and service marks, including, in particular, the marks of our vehicle and component and production systems brands, which relate to our products and services. We expect the number to grow as we continue to pursue technological innovations. We file patent applications in Europe, the U.S. and around the world to protect technology and improvements considered important to our business. No single patent is material to our business as a whole.

Property, Plant and Equipment

As of December 31, 2019, we operated 111 manufacturing facilities (including vehicle and light commercial vehicle assembly, powertrain and components plants, and excluding joint ventures), of which 28 were located in Italy, 13 in the rest of Europe, 28 in the U.S., 11 in Mexico, 9 in Canada, 13 in Brazil, 2 in Argentina, 3 in China and the remaining plants in various other countries. We also own other significant properties including parts distribution centers, research laboratories, test tracks, warehouses and office buildings. The total carrying value of our property, plant and equipment as of December 31, 2019 was €28.6 billion.

A number of our manufacturing facilities and equipment, including land and industrial buildings, plant and machinery and other assets, are subject to mortgages and other security interests granted to secure indebtedness to certain financial institutions. As of December 31, 2019, our property, plant and equipment reported as pledged as collateral for loans amounted to approximately €1.6 billion, excluding Right-of-use assets (refer to Note 11, *Property, plant and equipment*).

We believe that planned production capacity is adequate to satisfy anticipated retail demand and our operations are designed to be flexible enough to accommodate the planned product design changes required to meet global market conditions and new product programs (such as through leveraging existing production capacity in each region for export needs).

We are not aware of any environmental issues that would materially affect the utilization of our fixed assets. See *Industrial Environmental Control*.

Supply of Raw Materials, Parts and Components

We purchase a variety of components (including mechanical, steel, electrical and electronic, plastic components as well as castings and tires), raw materials, supplies, utilities, logistics and other services from numerous suppliers. Historically the purchase of raw materials, parts and components have accounted for 70-80 percent of total Cost of revenues. Of these purchases, 10-15 percent relate to the cost of raw materials, including steel, rubber, aluminum, resin, copper, lead, and precious metals (including platinum, palladium and rhodium).

Our focus on quality improvement, cost reduction, product innovation and production flexibility requires us to rely upon suppliers with a focus on quality and the ability to provide cost reductions. We value our relationships with suppliers, and in recent years, we have worked to establish closer ties with a significantly reduced number of suppliers by selecting those that enjoy a leading position in the relevant markets. In addition, we source some of the parts and components for our vehicles internally from Teksid. Subsequent to the announced sale of Teksid's cast iron business, we expect to enter into a long-term supply agreement with the acquirer, Tupy S.A. We also agreed to a multi-year supply agreement with Magneti Marelli in connection with our sale of that business. Although we have not experienced any major loss of production as a result of material or parts shortages in recent years, because we, like most of our competitors, regularly source some of our systems, components, parts, equipment and tooling from a single provider or limited number of providers, we are at risk of production delays and lost production should any supplier fail to deliver goods and services on time.

Supply of raw materials, parts and components may also be disrupted or interrupted by natural disasters. In such circumstances, we work proactively with our suppliers to identify material and part shortages and take steps to mitigate their impact by deploying additional personnel, accessing alternative sources of supply and managing our production schedules. We also continue to refine our processes to identify emerging capacity constraints in the supplier tiers given the ramp up in manufacturing volumes to meet our volume targets. Furthermore, we continuously monitor supplier performance according to key metrics such as part quality, delivery, performance, financial solvency and sustainability.

Employees

At December 31, 2019, we had a total of 191,752 employees (excluding employees of joint arrangements, associates and unconsolidated subsidiaries), a 3.4 percent decrease from December 31, 2018 and a 2.4 percent decrease over December 31, 2017. The following table provides a breakdown of these employees as of December 31, 2019, 2018 and 2017, indicated by type of contract and region.

	Hourly			Salaried			Total		
	2019	2018	2017	2019	2018	2017	2019	2018	2017
Europe	37,609	40,446	40,910	23,027	24,170	24,920	60,636	64,616	65,830
North America ⁽¹⁾	72,667	74,703	71,414	22,954	22,326	22,778	95,621	97,029	94,192
Latin America	24,525	26,004	25,634	7,088	7,062	6,917	31,613	33,066	32,551
Asia	230	253	271	3,413	3,313	3,486	3,643	3,566	3,757
Rest of the world	46	46	4	193	222	177	239	268	181
Total	135,077	141,452	138,233	56,675	57,093	58,278	191,752	198,545	196,511

(1) Refers to the geographical area and not our North America reporting segment.

We maintain dialogue with trade unions and employee representatives to achieve consensus-based solutions for responding to different market conditions in each geographic area. We have had no significant instances of labor unrest overall, and no significant local labor actions in the past three years.

In Europe, we established a European Works Council (the “EWC”) in 1997 to ensure workers the right to information and consultation as required by European Union regulations applicable to community-scale undertakings. The EWC was established on the basis of an agreement initially signed in 1996 and subsequently revised and amended with a further amendment executed in July 2016. The amendment increased the number of total seats from 20 to 24 so that additional employees from new countries within the scope of the EWC are represented.

Trade Unions and Collective Bargaining

Our employees are free to join any trade union provided they do so in accordance with local law and the rules of the related trade union. The Group recognizes and respects the right of its employees to be represented by trade unions or other representatives in accordance with local applicable legislation and practice.

A large portion of our workers in Italy, the U.S., Canada and Mexico are represented by trade unions. In addition to the rights granted to all Italian trade unions and workers concerning freedom of association, in the Italian collective labor agreement FCA has agreed an additional service by paying the trade union dues on behalf of the employees.

Collective bargaining at various levels resulted in major agreements being reached with trade unions on both wage and employment conditions in several countries. Based on an average figure that includes the Sevel plant (Italy), 87.3 percent of our employees worldwide are covered by collective bargaining agreements.

In Italy, substantially all of our employees are covered by collective bargaining agreements. On March 11, 2019, the company-specific collective labor agreement (CCSL), which covers about 53,000 employees, was renewed with the Trade Unions FIM-CISL, UILM-UIL, FISMIC, UGLM and AQCFR. The agreement was effective retrospectively from January 1, 2019, through December 31, 2022, and includes:

- the increase in the basic contractual salary of 2 percent per year;
- the strengthening (+1.5 percent) of the annual bonus calculated on the basis of production efficiencies achieved and the plant’s WCM audit status;
- the increase (+ 0.5 percent) of the contribution paid by the company to supplementary pension fund;
- several further initiatives aimed at increasing the flexibility of working time and new ways of working linked to the technological and organizational evolution of work;

- a new classification of workers, capable of interpreting the continuous evolution of professional skills.

In December 2019, the UAW-represented workforce ratified a new four-year collective bargaining agreement that builds on the company's commitment to grow its U.S. manufacturing operations by providing for total investments of U.S.\$9 billion and the creation of 7,900 new or secured jobs. The provisions of the agreement continued certain opportunities for success-based compensation upon meeting certain quality and financial performance metrics. The agreement, which covers about 49,200 employees, included a ratification bonus of U.S.\$9,000 for "Traditional" and "In-progression" employees and U.S.\$3,500 for temporary employees, as well as lump-sum payments, both of which are in lieu of further wage increases, totaling U.S.\$499 million (€446 million) that were paid to UAW members on December 27, 2019. Lump sum payments made in lieu of future wage increases will be amortized over the contract period.

In September 2016, the four-year collective bargaining agreement that was entered into in September 2012 with Unifor in Canada expired. FCA entered into a four year labor agreement with Unifor in Canada that was ratified on October 16, 2016. The terms of this agreement provide a two percent wage increase in the first and fourth years of the agreement for employees hired prior to September 24, 2012 and will continue to close the pay gap for employees hired on or after September 24, 2012 by revising a ten-year progressive pay scale plan. The agreement includes a lump sum payment in lieu of further wage increases of \$6,000 Canadian dollars ("CAD\$") per employee totaling approximately CAD\$55 million (approximately €38 million) that was paid to Unifor members on November 4, 2016. The agreement covers approximately 10,000 employees and expires September 2020. The Unifor lump-sum payment is being amortized ratably over the four-year labor agreement period.

Sales Overview

New vehicle sales represent sales of FCA vehicles primarily by dealers and distributors, or, directly by us in some cases, to retail customers and fleet customers. Sales include mass-market and luxury vehicles manufactured at our plants, as well as vehicles manufactured by our joint ventures and third party contract manufacturers and distributed under our brands. Sales figures exclude sales of vehicles that we contract manufacture for other OEMs. While vehicle sales are illustrative of our competitive position and the demand for our vehicles, sales are not directly correlated to our Net revenues, Cost of revenues or other measures of financial performance in any given period, as such results are primarily driven by our vehicle shipments to dealers and distributors. For a discussion of our shipments, see *FINANCIAL OVERVIEW—Shipment Information*. The following table shows new vehicle sales by geographic market for the periods presented.

	Years ended December 31,		
	2019	2018	2017
	(millions of units)		
North America	2.5	2.5	2.4
LATAM	0.6	0.6	0.5
APAC	0.2	0.2	0.3
EMEA	1.3	1.4	1.5
Total Mass-Market Vehicle Brands	4.6	4.7	4.7
Maserati	0.03	0.04	0.05
Total Worldwide	4.6	4.8	4.8

North America

North America Sales and Competition

The following table presents mass-market vehicle sales and estimated market share in the North America segment for the periods presented:

North America	Years ended December 31,					
	2019 ^{(1),(2)}		2018 ^{(1),(2)}		2017 ^{(1),(2)}	
	Sales	Market Share	Sales	Market Share	Sales	Market Share
	Thousands of units (except percentages)					
U.S.	2,204	12.6 %	2,235	12.6 %	2,059	11.7 %
Canada	223	11.6 %	225	11.3 %	267	13.0 %
Mexico and Other	63	4.7 %	74	5.1 %	86	5.5 %
Total	2,490	12.0%	2,534	12.0%	2,412	11.4%

(1) Certain fleet sales that are accounted for as operating leases are included in vehicle sales.

(2) Estimated market share data presented are based on management's estimates of industry sales data, which use certain data provided by third-party sources, including IHS Markit and Ward's Automotive.

The following table presents estimated new vehicle market share information for FCA and our principal competitors in the U.S., our largest market in the North America segment:

U.S. Automaker	Years ended December 31,		
	2019	2018	2017
	Percentage of industry		
GM	16.5 %	16.7 %	17.1 %
Ford	13.8 %	14.1 %	14.7 %
Toyota	13.6 %	13.7 %	13.9 %
FCA	12.6%	12.6%	11.7%
Honda	9.2 %	9.1 %	9.3 %
Nissan	7.7 %	8.4 %	9.1 %
Hyundai/Kia	7.6 %	7.2 %	7.3 %
Other	19.0 %	18.2 %	16.9 %
Total	100.0%	100.0%	100.0%

U.S. industry sales, including medium and heavy-duty vehicles, increased from 10.6 million units in 2009 to 17.5 million units in 2019. The strong recovery in the automotive sector, from 2009 through 2019, was supported by robust macroeconomic and automotive specific factors, such as growth in per capita disposable income, improved consumer confidence, the increasing age of vehicles in operation, improved consumer access to affordably priced financing and higher prices of used vehicles.

Our vehicle line-up in the North America segment primarily leverages the brand recognition of the Jeep, Ram, Dodge and Chrysler brands to offer utility vehicles, pickup trucks, cars and minivans under those brands. Our vehicle sales and profitability in the North America segment are generally weighted towards larger vehicles such as utility vehicles, trucks and vans, consistent with overall industry sales trends in the North America segment, which have become increasingly weighted towards utility vehicles and trucks in recent years.

Our 2019 sales were at a comparable level to 2018, primarily from the strong performance of the Ram brand, for which growth was underpinned by the launch of Ram Heavy Duty and supported by higher sales of Ram Light Duty, as well as the launch of the all-new Jeep Gladiator, despite lower overall shipments.

North America Distribution

In the North America segment, our vehicles are sold primarily to dealers in our dealer network for sale to retail consumers and to fleet customers. Fleet sales in the commercial channel are typically more profitable than sales in the government and daily rental channels since they more often involve customized vehicles with more optional features and accessories; however, vehicle orders in the commercial channel are usually smaller in size than the orders made in the daily rental channel. Fleet sales in the government channel are generally more profitable than fleet sales in the daily rental channel primarily due to the mix of products included in each respective channel.

North America Dealer and Customer Financing

In the North America segment, we do not have a captive finance company or joint venture and instead rely upon independent financial service providers, including Santander Consumer USA Inc. (“SCUSA”) to provide financing for dealers and retail customers in the U.S. In February 2013, we entered into a private label financing agreement with SCUSA (the “SCUSA Agreement”), under which SCUSA provides a wide range of wholesale and retail financial services to our dealers and retail customers in the U.S., under the Chrysler Capital brand name and covering the Chrysler, Jeep, Dodge, Ram, Fiat and Alfa Romeo brands.

The SCUSA Agreement has a ten year term from February 2013, subject to early termination in certain circumstances, including the failure by a party to comply with certain of its ongoing obligations under the agreement. Under the SCUSA Agreement, SCUSA has certain rights, including limited exclusivity to participate in specified minimum percentages of certain retail financing rate subvention programs. SCUSA's exclusivity rights are subject to SCUSA maintaining certain performance standards and price competitiveness based on minimum approval rates and market benchmark rates to be determined through a steering committee process as set out in the SCUSA Agreement. SCUSA and FCA US have been in continual discussion regarding performance under the SCUSA Agreement. The parties entered into a Tolling Agreement in July 2018 with respect to the SCUSA Agreement, pursuant to which, among other things, the parties agreed each party shall fully preserve and retain its respective rights, claims and defenses as they existed on April 30, 2018.

On June 28, 2019, FCA US entered into an amendment (the "Amendment") to the SCUSA Agreement. The Amendment modified certain terms of the agreement, with the remaining term unchanged through to February 2023, and in connection with its execution, SCUSA made a one-time, nonrefundable, non-contingent, cash payment of U.S.\$60 million (€53 million) to FCA US as part of a negotiated resolution of open matters. Refer to Note 25, *Guarantees granted, commitments and contingent liabilities*, within our Consolidated Financial Statements included elsewhere in this report.

As of December 31, 2019, SCUSA was providing wholesale lines of credit to approximately 10 percent of our dealers in the U.S., while Ally Financial Inc. ("Ally") was at 33 percent. For the year ended December 31, 2019, we estimate that approximately 87 percent of the vehicles purchased by our U.S. retail customers were financed or leased of which approximately 55 percent financed or leased through SCUSA (40 percent) and Ally (15 percent). Alfa Romeo brand development within the U.S. is also supported by dealer and retail customer financing with primary financial institutions. Additionally, we have arrangements with a number of financial institutions to provide a variety of dealer and retail customer financing programs in Canada and a private label agreement with Inbursa Group in Mexico.

LATAM

LATAM Sales and Competition

The following table presents mass-market vehicle sales and market share in the LATAM segment for the periods presented:

	Years ended December 31,					
	2019 ⁽¹⁾		2018 ⁽¹⁾		2017 ⁽¹⁾	
LATAM	Sales	Market Share	Sales	Market Share	Sales	Market Share
	Thousands of units (except percentages)					
Brazil	497	18.7 %	434	17.5 %	380	17.5 %
Argentina	54	12.4 %	99	12.8 %	105	12.2 %
Other LATAM	29	2.7 %	33	2.9 %	28	2.5 %
Total	580	13.9%	566	12.8%	513	12.4%

(1) Estimated market share data presented are based on management's estimates of industry sales data, which use certain data provided by third-party sources, including IHS Markit, National Organization of Automotive Vehicles Distribution and Association of Automotive Producers.

The following table presents our mass-market vehicle market share information and our principal competitors in Brazil, our largest market in the LATAM segment:

Brazil	Years ended December 31,		
	2019 ⁽¹⁾	2018 ⁽¹⁾	2017 ⁽¹⁾
Automaker	Percentage of industry		
FCA	18.7%	17.5%	17.5%
GM	17.9 %	17.6 %	18.1 %
Volkswagen	15.6 %	14.8 %	12.5 %
Ford	8.2 %	9.2 %	9.5 %
Other	39.6 %	40.9 %	42.4 %
Total	100.0%	100.0%	100.0%

(1) Our estimated market share data presented are based on management's estimates of industry sales data, which use certain data provided by third-party sources, including IHS Markit, National Organization of Automotive Vehicles Distribution and Association of Automotive Producers.

Automotive industry volumes within the countries in which the LATAM segment operates decreased 5 percent from 2018 to 4.2 million vehicles (cars and light commercial vehicles) in 2019, which was primarily driven by a 43 percent decline in vehicle sales in Argentina, reflecting the impact of the Argentina economic downturn, partially offset by a 7.6 percent increase in vehicle sales in Brazil, reflecting continued improvement in market conditions.

The Group's market share in LATAM increased 110 basis points from 12.8 percent to 13.9 percent, primarily reflecting market share growth in Brazil. In Brazil, overall market share increased 120 basis points to 18.7 percent from 17.5 percent while, in Argentina, overall market share decreased 40 basis points to 12.4 percent from 12.8 percent in 2018.

Our vehicle line-up in LATAM leverages the brand recognition of Fiat, as well as the relatively urban population of countries like Brazil, to offer vehicles in smaller segments, such as the Fiat Mobi, Argo and Cronos. Fiat also leads the pickup truck market in Brazil, with the Fiat Strada (22.3 percent market share) and the Fiat Toro (19.1 percent market share). Jeep leads the small and medium SUV segments in Brazil with the Jeep Renegade (11.5 percent market share) and the Jeep Compass (10.1 percent market share).

LATAM Distribution

In the LATAM segment, we generally enter into multiple dealer agreements with individual dealerships. Outside our major markets of Brazil and Argentina, we mainly distribute our vehicles through general distributors.

LATAM Dealer and Customer Financing

In the LATAM segment, we provide access to dealer and retail customer financing both through 100 percent owned captive finance companies and also through strategic relationships with financial institutions.

We have two 100 percent owned captive finance companies in the LATAM segment that offer dealer and retail customer financing: Banco Fidis S.A. ("Banco Fidis") in Brazil and FCA Compañía Financiera S.A. in Argentina. In addition, in Brazil we have two significant commercial partnerships with Banco Itaú and Bradesco to provide financing to retail customers purchasing FCA branded vehicles. Banco Itaú is a leading vehicle retail financing company in Brazil and our partnership was renewed in August 2013 for a ten-year term ending in 2023. Under this agreement, which applies only to our retail customers purchasing Fiat branded vehicles, Banco Itaú has exclusivity on our promotional campaigns and preferential rights on non-promotional financing. We receive commissions in connection with each vehicle financing above a certain threshold. In July 2015, FCA Fiat Chrysler Automoveis Brasil ("FCA Brasil") and Banco Fidis signed a ten-year partnership contract with Bradesco, one of the leading Brazilian banks, through its affiliate Bradesco Financiamentos, whereby Bradesco Financiamentos finances retail sales of Jeep, Chrysler, Dodge and Ram vehicles in Brazil. Under this agreement, Bradesco has exclusivity on promotional campaigns and FCA Brasil promotes Bradesco as its official financial partner. Banco Fidis is in charge of the commercial management of this partnership and receives commissions for this partnership agreement and for acting as banking agent, based on profitability and penetration.

APAC

APAC Sales and Competition

The following table presents vehicle sales in the APAC segment:

APAC	Years ended December 31,					
	2019 ^{(1),(4)}		2018 ^{(1),(4)}		2017 ^{(1),(4)}	
	Sales	Market Share	Sales	Market Share	Sales	Market Share
	Thousands of units (except percentages)					
China ⁽²⁾	92	0.4%	163	0.8%	215	0.9%
Japan	24	0.6%	22	0.5%	21	0.5%
India ⁽³⁾	12	0.4%	19	0.6%	15	0.5%
Australia	9	0.8%	11	1.0%	13	1.1%
South Korea	10	0.7%	8	0.5%	8	0.5%
APAC 5 major Markets	147	0.5%	223	0.7%	272	0.8%
Other APAC	5	—	5	—	5	—
Total	152	—	228	—	277	—

(1) Estimated market share data presented are based on management's estimates of industry sales data, which use certain data provided by third-party sources, including IHS Markit and China Association of Automobile Manufacturers. Effective January 2019, industry data sourced from China Passenger Car Association.

(2) Sales data include vehicles shipped by our joint venture in China.

(3) India market share is based on wholesale volumes.

(4) Sales reflect retail deliveries. APAC industry reflects aggregate for major markets where the Group competes (China, Australia, Japan, South Korea, and India). Market share is based on retail registrations except, as noted above, in India where market share is based on wholesale volumes.

The automotive industry in the APAC segment has shown a year-over-year decline, with industry sales in the five key markets (China, India, Japan, Australia and South Korea) decreasing by 6 percent to 31.2 million. Overall for the ten year period in the five key markets in which we compete, industry sales have increased from 16.1 million in 2009 to 31.2 million in 2019, a compound annual growth rate ("CAGR") of approximately 7 percent. Industry demand decreased from 2018 to 2019 with decreases in China (-7 percent), Australia (-8 percent), India (-12 percent), South Korea (-2 percent) and Japan (-2 percent).

We sell a range of vehicles in the APAC segment, including small and compact cars and utility vehicles. Although our smallest mass-market segment by vehicle sales, we believe the APAC segment represents a significant growth opportunity and have invested in building relationships with key joint venture partners in China and India in order to increase our presence in the region. In 2010, GAC Fiat Chrysler Automobiles Co. ("GAC FCA JV"), our joint venture with Guangzhou Automobiles Group Co., Ltd., was formed. In 2015, we expanded local production through the GAC FCA JV with the production of the Jeep Cherokee and in 2016 the Jeep Renegade and the Jeep Compass. In 2016, the Jeep brand also made its return to India, with the launches of the imported Jeep Wrangler and Jeep Grand Cherokee. In 2017, we launched the imported Alfa Romeo Giulia and Alfa Romeo Stelvio in China and local production of the Jeep Compass was launched in the Ranjangaon, India plant for sale in India and other right-hand drive countries. In 2018, we launched the Grand Commander in China, a premium seven-seater SUV produced at the GAC FCA JV plant in Changsha, China. In 2019, we launched the all-new Jeep Commander PHEV, a 5-passenger plug-in hybrid SUV developed for China. In other parts of the APAC segment, we distribute vehicles that we manufacture in the U.S., Europe and India through our dealers and distributors.

APAC Distribution

In the key markets in the APAC segment (China, Australia, India, Japan and South Korea), we sell our vehicles through 100 percent owned subsidiaries or through our joint venture to local independent dealers. In other markets where we do not have a substantial presence, we have agreements with general distributors.

APAC Dealer and Customer Financing

In the APAC segment, we operate a 100 percent owned captive finance company, FCA Automotive Finance Co., Ltd, which supports our sales activities in China on a non-exclusive basis through dealer and retail customer financing. Cooperation agreements are also in place with third-party financial institutions to provide dealer network and retail customer financing in India, South Korea, Australia and Japan.

EMEA

EMEA Sales and Competition

The following table presents vehicle sales in the EMEA segment for the periods presented:

EMEA	Years ended December 31,					
	2019 ^{(1),(2),(3)}		2018 ^{(1),(2),(3)}		2017 ^{(1),(2),(3)}	
	Sales	Market Share	Sales	Market Share	Sales	Market Share
Thousands of units (except percentages)						
Italy	521	24.8%	571	27.3%	633	29.4%
Germany	130	3.3%	155	4.0%	151	3.9%
France	127	4.7%	139	5.3%	126	4.9%
Spain	87	5.9%	97	6.4%	84	5.8%
UK	53	2.0%	62	2.3%	73	2.5%
Other Europe	244	4.7%	252	4.9%	228	4.6%
Europe*	1,162	6.4%	1,276	7.1%	1,295	7.2%
Other EMEA**	165	—	152	—	191	—
Total	1,327	—	1,428	—	1,486	—

* 28 members of the European Union (including the UK for the periods presented) and members of the European Free Trade Association (other than Italy, Germany, UK, France, and Spain).

** Market share not included in Other EMEA because our presence is less than one percent.

(1) Certain fleet sales accounted for as operating leases are included in vehicle sales.

(2) Estimated market share data is presented based on the European Automobile Manufacturers Association (ACEA) Registration Databases and national Registration Offices databases.

(3) Sale data includes vehicle sales by our joint venture in Turkey.

The following table summarizes new passenger vehicle market share information and our principal competitors in Europe, our largest market in the EMEA segment:

Europe-Passenger Cars	Years ended December 31,		
	2019 ⁽¹⁾	2018 ⁽¹⁾	2017 ⁽¹⁾
	Percentage of industry		
Automaker			
Volkswagen	24.5%	23.9%	23.8%
PSA	15.6%	16.0%	12.1%
Renault	10.5%	10.5%	10.4%
Hyundai/Kia	6.7%	6.7%	6.3%
BMW	6.6%	6.6%	6.7%
Daimler	6.4%	6.2%	6.3%
Ford	6.1%	6.4%	6.6%
FCA⁽²⁾	6.0%	6.5%	6.7%
Toyota	5.0%	4.9%	4.6%
Other	12.6%	12.3%	16.5%
Total	100.0%	100.0%	100.0%

(1) Including all 28 European Union (EU) Member States (including the UK for the periods presented) and the 4 European Free Trade Association member states, or EFTA member states.

(2) Market share data is presented based on the European Automobile Manufacturers Association, or ACEA Registration Databases, which also includes Maserati within our Group for all periods presented.

In 2019, the Fiat brand continued its leadership in the European A minicar segment in EU 28+EFTA (including the UK), with Fiat 500 and Fiat Panda accounting for 29.1 percent of market share in the segment and Fiat 500 remaining segment leader, with sales down 2.2 percent. The Jeep Brand posted sales of more than 167 thousand vehicles. Sales of the Alfa Romeo Brand decreased, primarily from the discontinuance of the Mito and of certain engines of the Giulietta.

In Europe, FCA's sales are largely weighted to passenger cars, with 37.4 percent of our total vehicle sales in the small car segment for 2019, reflecting demand for smaller vehicles due to driving conditions prevalent in many European cities and stringent environmental regulations.

EMEA Distribution

In Europe, our relationship with individual dealer entities can be represented by a number of contracts (typically, we enter into one agreement per brand of vehicles to be sold), and the dealer can sell those vehicles through one or more points of sale.

In Europe, we sell our vehicles directly to independent and our own dealer entities located in most European markets, as well as to fleet customers (including government and rental). In other markets in the EMEA segment in which we do not have a substantial presence, we have agreements with general distributors.

EMEA Dealer and Customer Financing

In the EMEA segment, dealer and retail customer financing is primarily managed by FCA Bank, our joint venture with Crédit Agricole Consumer Finance S.A. ("CACF"). FCA Bank operates in Europe, including the five major markets of Italy, France, Germany, Spain and the UK, and provides dealer and retail financing and, within selected countries, also rentals to support our mass-market vehicle brands. FCA Bank provides its services to our Maserati luxury brand, as well as certain other OEMs, including Ferrari. We began this joint venture in 2007 and have agreed with Crédit Agricole to extend its term through December 31, 2024, which may be automatically renewed unless notice of non-renewal is provided no later than three years before end of the term.

We also operate a joint venture, Koç Fiat Kredi, providing financial services mainly to retail customers in Turkey, and operate vendor programs with bank partners in other markets to provide access to dealer and retail customer financing in those markets.

Maserati

Maserati, a luxury vehicle brand founded in 1914, became part of the Group in 1993. In 2013, the Maserati brand was re-launched by the introduction of the next generation Quattroporte and the introduction of the Ghibli (luxury four-door sedans), the first in the flagship large sedan segment and the second in the luxury full-size sedan vehicle segment. Maserati's current vehicles also include the GranTurismo, the brand's first modern two-door, four-seat coupe, also available in a convertible version and the Maserati Levante, the first SUV in Maserati's history.

In September 2019, Maserati announced plans for its lineup of new and electrified vehicles to be produced at Modena, Cassino and Turin (Mirafiori and Grugliasco), for the construction of a new production line at Cassino for a new Maserati utility vehicle, scheduled to open at the end of the first quarter of 2020 with the first pre-series cars expected to roll off the production line by 2021, and for the Turin production hub, where the all-new GranTurismo and GranCabrio will be produced.

The following table shows the distribution of Maserati sales by geographic regions as a percentage of total sales for each year ended December 31, 2019, 2018 and 2017:

	As a percentage of 2019 sales	As a percentage of 2018 sales	As a percentage of 2017 sales
U.S.	31 %	32 %	28 %
China	24 %	24 %	30 %
Europe Top 4 countries ⁽¹⁾	17 %	17 %	16 %
Japan	5 %	4 %	4 %
Other countries	23 %	23 %	22 %
Total	100%	100%	100%

(1) Europe Top 4 Countries by sales are Italy, UK, Germany and Switzerland.

In 2019, a total of 26 thousand Maserati vehicles were sold to retail consumers, a decrease of 26 percent compared to 2018 as a result of reduced sales in China, the U.S. and other key markets, partially due to lower industry volumes in Maserati relevant segments.

FCA Bank provides access to dealer and retail customer financing for Maserati brand vehicles in Europe and our 100 percent owned captive finance company, FCA Automotive Finance Co. Ltd, provides dealer and retail financing on a non-exclusive basis in China. In other regions, we rely on local agreements with financial services providers for the financing of Maserati brand vehicles to dealers and end customers.

Cyclical Nature of the Business

As is typical in the automotive industry, our vehicle sales are highly sensitive to general economic conditions, availability of low interest rate vehicle financing for dealers and retail customers and other external factors, including fuel prices, and as a result may vary substantially from quarter to quarter and year to year. Retail consumers tend to delay the purchase of a new vehicle when disposable income and consumer confidence are low. In addition, our vehicle production volumes and related revenues may vary from month to month, sometimes due to plant shutdowns, which may occur for several reasons including production changes from one model year to the next and actions to balance vehicle supply and demand fluctuations and also to adjust dealer stock levels appropriately. Plant shutdowns, whether associated with model year changeovers or other factors such as temporary supplier interruptions, can have a negative impact on our revenues and working capital as we continue to pay suppliers under established terms while we do not receive proceeds from vehicle sales. Refer to *Liquidity and Capital Resources—Liquidity Overview* for additional information.

Environmental and Other Regulatory Matters

We engineer, manufacture and sell our products and offer our services around the world, subject to requirements applicable to our products that relate to vehicle emissions, fuel economy, emission control software calibration and on-board diagnostics, as well as those applicable to our manufacturing facilities that relate to stack emissions, the treatment of waste, water and hazardous materials, prohibitions on soil contamination, and worker health and safety. Our vehicles and the engines that power them must also comply with extensive regional, national and local laws and regulations and industry self-regulations (including those that regulate end-of-life vehicles and the chemical content of our parts). In addition, vehicle safety regulations are becoming increasingly strict.

We believe we are substantially in compliance with the relevant global regulatory requirements affecting our facilities and products taken as a whole, although we may from time to time fail to meet a particular regulatory requirement. We consistently monitor the relevant global regulatory requirements affecting our facilities and products and adjust our operations and processes as we seek to remain in compliance. Compliance with these requirements involves significant costs and risks. See *“Risk Factors-Risks Related to the Legal and Regulatory Environment in which we Operate Current and future more stringent or incremental laws, regulations and governmental policies, including those regarding increased fuel efficiency requirements and reduced greenhouse gas and tailpipe emissions, have a significant effect on how we do business and may increase our cost of compliance and negatively affect our operations and results.”* and *“Risk Factors-Risks Related to the Legal and Regulatory Environment in which we Operate-We remain subject to diesel emissions investigations by several governmental agencies and to a number of related private lawsuits, as well as other claims and lawsuits which may lead to further enforcement actions, penalties or damage awards and may also adversely affect our reputation with consumers”*

Automotive Tailpipe Emissions

Numerous laws and regulations limit automotive emissions, including vehicle exhaust emission standards, vehicle evaporative emission standards and emission control software calibration system requirements. Advanced onboard diagnostic systems are used to identify and diagnose problems with emission control systems. These requirements become more challenging each year, especially in light of increased global scrutiny of diesel emission control software calibration and we expect these emissions and certification requirements will continue to become even more rigorous worldwide.

North America Region

Under the U.S. Clean Air Act and California law, the U.S. Environmental Protection Agency (“EPA”), and the California Air Resource Board (“CARB”) by virtue of an EPA waiver, require emission compliance certification before a vehicle can be sold in the U.S. or in California (and many other states that have adopted the California emissions requirements). Both agencies impose limits on tailpipe and evaporative emissions of certain non-greenhouse gas pollutants from new motor vehicles and engines, and in some cases dictate the pollution control methods our engines must employ.

Our vehicles are subject to EPA's Tier 3 Vehicle Emission and Fuel Standards Program, which regulates vehicle tailpipe and evaporative emission standards and fuels. These Tier 3 standards generally align with California's Low Emission Vehicle (“LEV”) III tailpipe and evaporative standards, discussed below, and require automakers to conduct pre- and post-production vehicle testing to demonstrate compliance with these emissions limits for the useful life of a vehicle, and require that FCA Italy-produced and Maserati-branded vehicles sold in the U.S. be included in the Group's U.S. fleet as reported to EPA and CARB.

In addition, we have implemented hardware and software systems in all our vehicles in connection with onboard diagnostic monitoring requirements. Conditions identified through these systems could lead to vehicle recalls (or other remedial actions such as extended warranties) with significant costs for related inspections, repairs or per-vehicle penalties.

In addition to its LEV III emissions standards, CARB regulations also require that a specified percentage of cars and certain light-duty trucks sold in California qualify as zero emission vehicles, such as electric vehicles, hybrid electric vehicles or hydrogen fuel cell vehicles. Our strategy for compliance with the zero emission vehicle requirements involves the sale of a variety of vehicles, including battery electric vehicles and hybrid electric vehicles. Our compliance strategy is also supported by the purchase of credits from other OEMs. The Group's compliance with zero emission vehicles regulations includes Maserati vehicles sold in the U.S.

In addition to California, 12 states currently enforce California's LEV III standards in lieu of the federal EPA standards, and nine states, as well as Quebec province in Canada, have also adopted California's zero emission vehicle requirements.

For a discussion of inquiries into our compliance with certain regulations in the U.S., see Note 25, *Guarantees granted, commitments and contingent liabilities* within the Consolidated Financial Statements included elsewhere in this report. See also "*Risk Factors-Risks Related to the Legal and Regulatory Environment in which we Operate-Current and future more stringent or incremental laws, regulations and governmental policies, including those regarding increased fuel efficiency requirements and reduced greenhouse gas and tailpipe emissions, have a significant effect on how we do business and may increase our cost of compliance and negatively affect our operations and results.*"

LATAM Region

Certain countries in South America follow U.S. procedures, standards and onboard diagnostic requirements, while others follow the European procedures, standards and onboard diagnostic requirements described below under —*EMEA Region*. In Brazil, vehicle emission standards are regulated by the Ministry of the Environment and have been in place since 1988 for passenger cars and light commercial vehicles. The next phase of regulations (PROCONVE L7) are expected to be aligned with fuel efficiency and safety standards in January 2022 and a second step (PROCONVE L8) will be mandatory in January 2025 with fleet target limits (US BIN methodology), Real drive emission limits and onboard refueling vapor recovery. Argentina has implemented regulations that mirror the European Commission Euro 5 standards for all new vehicles. In Chile, implementation of Euro 6 standards is under discussion for 2022.

APAC Region

China 5 standards, which mirror Euro 5 standards, are currently in place in China nationwide. China 6 standards were released in 2016 and will be required nationwide beginning in July 2020 with China 6a thresholds and in July 2023 with China 6b thresholds. China 6a and 6b have more stringent tailpipe emissions thresholds than Euro 6 and also add European Union ("EU") real driving emissions and U.S. onboard diagnostics, onboard refueling vapor recovery and evaporative emission control system requirements. Some regions within China implemented China 6b in 2019 such as Shanghai, Guangzhou, Shenzhen, Yangtze River Delta, Pearl River Delta, Chengdu, Chongqing and Tianjin. Beijing implemented China 6b at the beginning of 2020. FCA's entire China fleet has been developed with the intent to meet China 6 standards.

South Korea implemented regulations that are similar to California's LEV III regulations beginning in 2016 and became fully required in 2019 for all gasoline vehicles. Diesel vehicles are required to meet Euro 6 EU emissions requirements. Japan adopted the Worldwide Harmonized Light Vehicle Testing Procedures ("WLTP") without Extra High phase in 2018 for new models and will be required by September 2020 for all models. WLTP is a global harmonized standard for regulating greenhouse gas ("GHG") emissions, non-GHG pollutants, and fuel or energy consumption for light-duty vehicles and electric range for battery electric vehicles or hybrids. India currently follows Bharat Stage IV ("BSIV") emission norms, which are equivalent to Euro 4 standards. BSIV emission norms were enforced nationwide starting in 2017. The government will mandate the new Bharat Stage VI emission norms beginning in April 2020, skipping Euro 5 equivalent norms. In addition, Australia is developing a revised Regulatory Impact Statement to introduce mandatory Euro 6 standards beginning in 2027 and Euro 5 standards are expected to remain in force until that time.

EMEA Region

In Europe, emissions are regulated by the European Commission ("EC") and the United Nations Economic Commission for Europe ("UNECE"). The EC imposes standardized emission control requirements on vehicles sold in all 28 EU member states, while non-EU countries bound by the "1985 UN Agreement" (an agreement concerning the adoption of uniform technical prescriptions for wheeled vehicles, equipment and parts which can be fitted or used on wheeled vehicles and the conditions for reciprocal recognition of approvals granted on the basis of these prescriptions) apply regulations under the UNECE framework. EU Member States can provide tax incentives for the purchase of vehicles that meet emission standards earlier than the compliance date. As a result, vehicles must meet emission requirements and receive specific approval from an appropriate Member State authority before they can be sold in any EU Member State. These regulatory requirements include random testing of newly assembled vehicles and a manufacturer in-use surveillance program.

Euro 6 emission levels are in effect for all passenger cars and light commercial vehicles and require additional technologies and further increase the cost of diesel engines compared to prior Euro 5 standards. These new technologies have put additional cost pressures on the already challenging European market for small and mid-size diesel-powered vehicles. Further requirements of Euro 6 have been developed by the EC and became effective for all new passenger cars registered after September 1, 2018. In addition to WLTP, a new test procedure to directly assess the regulated emissions of light duty vehicles under real driving conditions became effective for all new passenger cars registered after September 1, 2019 and will become effective for new light commercial vehicles registered after September 1, 2020. For a discussion of inquiries from relevant governmental agencies in the European Union, see Note 25, *Guarantees granted, commitments and contingent liabilities* within the Consolidated Financial Statements included elsewhere in this report. See also “*Risk Factors-Risks Related to the Legal and Regulatory Environment in which we Operate-We remain subject to diesel emissions investigations by several governmental agencies and to a number of related private lawsuits, as well as other claims and lawsuits which may lead to further enforcement actions, penalties or damage awards and may also adversely affect our reputation with consumers*”

Automotive Fuel Economy and Greenhouse Gas Emissions

We pursue compliance with fuel economy and greenhouse gas regulations in the markets where we operate through the most cost effective combination of developing, manufacturing and selling vehicles with better fuel economy and lower emissions, purchasing compliance credits and paying regulatory penalties. The cost of each of these components of our strategy has increased and is expected to continue to increase in the future. As the costs of each of these components, particularly the relative costs of each component, changes, we intend to adjust our strategies in an effort to maintain the most cost effective means of complying with the regulations.

North America Region

In the U.S., since the enactment of the 1975 Energy Policy and Conservation Act, the National Highway Traffic Safety Administration (“NHTSA”) has enforced minimum CAFE for fleets of new passenger cars and light-duty trucks sold in the U.S. for each model year. These CAFE standards apply to all domestic and imported passenger car and light-duty truck fleets and currently require year-over-year increases in fuel economy through 2025. The requirement is scaled based on vehicle footprint size. The CAFE standards require that passenger cars imported into the U.S. from outside of North America are averaged separately from those manufactured within North America, and domestic cars and light duty trucks are also considered separately. A civil fine can be paid under the CAFE standards which can vary to the extent fuel economy targets are not met, and the policy also allows for the trading of CAFE credits as a means to achieve compliance.

In addition, as part of a Joint Rule with NHTSA's CAFE standards, the EPA and CARB (by virtue of an EPA waiver) enforce a GHG standard that is also footprint based and increasing in stringency year over year through 2025. This requirement corresponds to an equivalent fuel economy target of 54.5 miles per gallon in the 2025 model year. Various flexibilities exist to reach this target, including utilizing advanced technology components and more environmentally friendly refrigerants. A civil fine cannot be paid to achieve compliance with GHG standards.

Pursuant to the Joint Rule, EPA and NHTSA conducted a “mid-term” review to evaluate the appropriateness of model year 2022-2025 CAFE/GHG standards and the original assumptions the agencies made as a basis for those standards. The “mid-term” review concluded that model year 2022-2025 standards were inappropriate. In September 2019, EPA and NHTSA issued a new Joint Rule that prohibits California from having a GHG program. California and other stakeholders challenged the new Joint Rule in federal court. FCA and other OEMs have intervened in this litigation to ensure the ability to participate in the case and any outcome.

For light duty vehicles, California and nine other states enforce a ZEV mandate requiring a certain percentage of each OEM’s fleet in each state to be zero emission - either battery electric vehicles or fuel cell vehicles. This standard also increases in stringency through model year 2025. The policy does allow for a limited number of sales of partial zero emission vehicles and plug-in electric hybrids as a flexibility for manufacturers. The Joint Rule also prohibits California from having its own ZEV program and is subject to challenge by California in federal court.

For heavy duty vehicles (>8,500 pound gross vehicle weight rating), the GHG standard is utility based (payload and towing) and is increasing in stringency through 2027. Similar to passenger cars, flexibilities exist to meet GHG regulation. A civil fine cannot be paid to achieve compliance with heavy duty vehicle GHG standards.

The approach and technologies being developed to meet U.S. requirements are intended to also enable compliance in the Canadian and Mexican markets.

LATAM Region

In 2012, the Brazilian government issued a CO₂ reduction decree which provided indirect tax incentives to manufacturers who met certain requirements. Participating companies had to meet vehicle energy efficiency targets on vehicles sold from October 1, 2016 to September 30, 2017 and must maintain the required level until September 30, 2020. The program has additional targets that result in additional tax incentives based on the magnitude and timing of target accomplishment.

In July 2018, the first regulations related to Rota 2030 were enacted. Rota 2030 is a long-term program (three cycles of five years each) which includes key principles related to energy efficiency for all vehicles sold in Brazil. Key Rota 2030 regulations were approved by the Brazilian Congress and sanctioned by the Brazilian President in December 2018 as well as ordinary regulations to address certain minimum requirements and other metrics. The regulation for the next phase of Energy Efficiency (CO₂/fuel efficiency) beginning in 2022 incorporates three fleets split into passenger, large SUV and light commercial vehicle categories. Among other things, the rule rewards the improvement of sugar cane ethanol combustion efficiency and also recognizes and provides credit flexibilities for technologies that provide benefits in conditions that are not seen on the standardized government test cycles.

In Argentina, although there is no current mandatory greenhouse gas requirement, the government is in the process of a CO₂ standard revision which is expected to be finalized by year end 2020.

APAC Region

In China, Phase IV of the Corporate Average Fuel Consumption (or “CAFC”) is currently in place and provides an industry target of 5.0 liters per 100 kilometers by 2020. Each OEM must meet a specific fleet average fuel consumption target related to vehicle weight. The phase-in of this fleet-average requirement began in 2016, with increasing stringency each year through 2020. Additional provisions for Phase IV include meeting a quota for New Energy Vehicles (“NEVs”) credit beginning in 2019. NEVs consist of plug-in electric hybrids, battery electric vehicles, and fuel cell vehicles. No off-cycle credit flexibilities exist in the China regulation, although credit multipliers are granted for NEVs.

In September 2017, China’s Ministry of Industry and Information Technology released administrative rules regarding CAFC and NEV credits that became effective in April 2018. Non-compliance with the CAFC target in these administrative rules can be offset through carry-forward CAFC credits, transfer of CAFC credits within affiliates, the OEMs use of its own NEV credits, or the purchase of NEV credits. Non-compliance with the NEV target can only be offset by the purchase of NEV credits. The homologation of new products that exceed CAFC targets will be suspended for OEMs that are unable to offset CAFC and/or NEV deficits until the deficits are offset.

Beginning in 2021, China will adopt WLTP for conventional and plug-in hybrid electric vehicles and a unique Chinese test cycle is also expected to be applicable to battery electric vehicles in the same year. A draft of Phase V CAFC and NEV credit rules has been released by the Chinese government with increasing stringency reaching a target of 4.6 liters per 100 kilometers by 2025. The final rules are expected to be issued soon.

Additional markets within the APAC region have enacted fuel consumption and GHG targets. India began enforcing a phase I CAFC limit starting in April 2017 with a second, more stringent phase beginning in 2022.

South Korea has implemented a new phase of CAFE/CO₂ standards beginning in 2016 with increased targets for 2021.

In Japan, auto manufacturers are required to achieve the 2015 fuel economy standard for each vehicle weight class, which applies through the 2019 fiscal year. In 2020, a new fuel economy standard will be implemented that switches from vehicle weight class average to corporate average fuel economy. In Australia, although there is no mandatory greenhouse gas requirement, the government is in the midst of a CO₂ standard revision which is expected to result in a voluntary CO₂ target for light vehicles.

EMEA Region

Each automobile manufacturer must meet a specific sales-weighted fleet average target for CO₂ emissions as related to vehicle weight. This regulation sets an industry fleet average target of 95 grams of CO₂ per kilometer starting in 2020 for passenger cars (130g/km until 2019). In order to promote the sale of ultra-efficient vehicles, automobile manufacturers that sell vehicles emitting less than 50 grams of CO₂ per kilometer earn additional CO₂ credits from 2020 to 2022. Furthermore, automobile manufacturers that make use of innovative technologies, or eco-innovations, which improve real-world fuel economy but may not show in the test cycles, such as solar panels or LED lighting, may gain an average credit for the manufacturer's fleet of up to seven grams of CO₂ per kilometer.

The EU has also adopted standards for regulating CO₂ emissions from light commercial vehicles (“LCVs”). This regulation requires that new light commercial vehicles meet a fleet average CO₂ target of 147 grams of CO₂ per kilometer in 2020 (175g/km until 2019).

In April 2019, the Regulation (EU) 2019/631 which sets new CO₂ emissions targets starting from 2025 and 2030 was adopted and requires a 15 percent reduction from 2021 levels in 2025 (both passenger cars and LCV), a 37.5 percent reduction for passenger cars and a 31 percent reduction for LCV in 2030 from 2021 levels.

A new regulatory test procedure for measuring CO₂ emissions and fuel consumption of light duty vehicles known as the WLTP entered into force in September 2018 for all registered passenger cars and in September 2019 for all registered LCVs. The WLTP is expected to provide CO₂ emissions and fuel consumption values that are more representative of real driving conditions.

The quantity of CO₂ emissions in 2020 will be affected not only by market evolution (such as the expected reduction of diesel market share), but also by the commercialization of low-emission and electrified vehicles. FCA has defined a plan to reach compliance with CO₂ emissions targets, mainly based on technical actions (such as the launch of electrified products and the extension of the new Gasoline Small Engine family across a significant portion of its products) and commercial actions (such as the promotion of low CO₂ emission vehicles). Finally, according to applicable EU regulations, current pooling arrangements for emissions compliance with another OEM are also expected to apply in 2020.

Other countries in the EMEA region outside of the EU perimeter, such as Switzerland and Saudi Arabia, have introduced specific regulations aimed to reduce vehicle CO₂ emissions or fuel consumption. The United Kingdom is expected to continue following the EU GHG policy post-Brexit.

Vehicle Safety

North America Region

Under U.S. federal law, all vehicles sold in the U.S. must comply with Federal Motor Vehicle Safety Standards (“FMVSS”) promulgated by NHTSA, and must be certified by their manufacturer as being in compliance with all such standards at the time of the first purchase of the vehicle. In addition, if a vehicle contains a defect that is related to motor vehicle safety or does not comply with an applicable FMVSS, the manufacturer must notify NHTSA and vehicle owners and provide a remedy at no cost. Moreover, the TREAD Act authorized NHTSA to promulgate regulations requiring Early Warning Reporting (“EWR”). EWR requires manufacturers to provide NHTSA several categories of information, including all claims which involve one or more fatalities or injuries; all incidents of which the manufacturer receives actual notice which involve fatalities or injuries which are alleged or proven to have been caused by a possible defect in such manufacturer’s motor vehicle or motor vehicle equipment in the U.S.; and all claims involving one or more fatalities in a foreign country when the possible defect is in a motor vehicle or motor vehicle equipment that is identical or substantially similar to a motor vehicle or motor vehicle equipment offered for sale in the U.S., as well as aggregate data on property damage claims from alleged defects in a motor vehicle or in motor vehicle equipment; warranty claims; consumer complaints and field reports about alleged or possible defects. The rules also require reporting of customer satisfaction campaigns, consumer advisories, recalls, or other activity involving the repair or replacement of motor vehicles or items of motor vehicle equipment, even if not safety related.

NHTSA has secured a voluntary commitment from manufacturers, including FCA, to equip future vehicles with automatic electronic braking systems. The commitment will make these braking systems standard on virtually all light-duty cars and trucks with a gross vehicle weight of 8,500 pounds or less beginning no later than September 1, 2022 and on virtually all trucks with a gross vehicle weight between 8,501 pounds and 10,000 pounds beginning no later than September 1, 2025.

In September 2019, the Alliance of Automobile Manufacturers, Inc. and the Association of Global Automakers, Inc. announced a voluntary commitment from auto manufacturers, including FCA, to introduce technology including a combination of auditory and visual alerts to remind parents and caregivers to check the back seat upon leaving a vehicle to help address the risk of pediatric heatstroke in children left in cars. The commitment is to install such technology in essentially all cars and trucks by the 2025 model year or sooner.

At times, organizations like NHTSA or the U.S. Insurance Institute of Highway Safety (“IIHS”) issue or reissue safety ratings applicable to vehicles. In October 2019, NHTSA announced a plan to propose significant updates and upgrades to its New Car Assessment Program, also known as the Five-star Safety Ratings Program, in 2020. The details are not known at this time, but are expected to include new test dummies, changes to the mandatory label, new test procedures and evaluation of new technologies. Depending on the content of the final changes, this set of changes could impact the market competitiveness of the affected vehicles.

In 2016, NHTSA issued a Notice of Proposed Rulemaking (“NPRM”) designed to enable vehicle-to-vehicle communication technology. Rulemaking in this area has been inactive since then, and any additional costs that would have been associated with the NPRM are deferred for the foreseeable future. However, NHTSA has engaged with industry to confirm continued interest in facilitating the growth of this technology.

Furthermore, NHTSA has issued non-binding guidelines for addressing cybersecurity issues in the design and manufacture of new motor vehicles, as well as guidance for the investigation and validation of cybersecurity measures.

In January 2018, Mexico issued an amendment to the Consumers' Protection Law (“CPL”) regarding safety regulations based on U.S. standards. The CPL, among other things, includes a deadline for vehicle manufacturers to provide to the Federal Consumer Protection Agency (i) the launch date and a detailed description of every safety campaign applicable to vehicles sold in Mexico, (ii) mandatory recall campaigns, based on international agencies' investigations and guidelines, (iii) mandatory repurchase, repair or replacement (with a new vehicle model having the same characteristics) of vehicles that risk the consumer's safety, health or life or threatens the consumer's personal financial condition, and (iv) mandatory product withdrawal, when the Federal Consumer Protection Agency determines that the vehicle could risk the consumer's safety, health or life or affect the consumer's personal financial condition.

LATAM Region

Vehicles sold in the LATAM region are subject to different vehicle safety regulations according to each country, generally based on European and United Nations standards. Brazil published a draft of its 10 year safety regulatory roadmap in 2017. This roadmap provides a staged approach to implementation of new testing requirements and active safety technology. The more costly active safety technologies would be scheduled for implementation after 2024. In July 2018, the first regulation related to Rota 2030 was enacted. Rota 2030 is a long-term program (three cycles of five years each) which includes principles related to mandatory safety for all vehicles sold in Brazil. These regulations were approved by the Brazilian Congress and sanctioned by the Brazilian President in December 2018 as well as ordinary regulations to address certain minimum requirements and other metrics.

APAC Region

Many countries in the Asia Pacific region, including China, South Korea, Japan and India, have adopted or are adopting measures for pedestrian protection and vehicle safety regulations. China published the Regulation for Administration of Recall of Defective Vehicles effective in 2013 and the Implementation Provisions on the Regulation for Administration of Recall of Defective Vehicles effective in 2016. In 2019, State Administration for Market Supervision and Regulation in China issued a notice requiring close supervision of defects reporting and recall of new energy vehicles. In addition, India has implemented vehicle crash regulations effective in 2017 for new models and 2019 for all models, and has introduced for implementation in 2019 new standards relating to pedestrian safety, compulsory installation of airbags, speed limit reminders, anti-lock braking systems and reverse parking sensors. Further, in June 2019 the Indian Government Cabinet approved the “Road Transport and Safety Bill, 2015” which, among other things, covers provisions relating to the recall of vehicles. In South Korea, amendments to major provisions relating to vehicle accidents, fire incidents, defect reporting and recall procedures have been proposed that may considerably increase the liabilities and penalties of vehicle manufacturers.

EMEA Region

Vehicles sold in Europe are subject to vehicle safety regulations established by the EU or, in very limited cases and aspects, by individual Member States. In 2009, the EU established a uniform legal framework for vehicle safety, repealing more than 50 then-existing directives and replacing them with a single regulation known as the “General Safety Regulation” (“GSR”) aimed at incorporating relevant United Nations standards. The incorporation of United Nations standards commenced in 2012. In 2014, discussions began in Europe for a comprehensive upgrade to the GSR, which is expected to lead to the implementation of a variable suite of passive and active safety technologies, depending on vehicle type and classification. The significant items for the most common vehicles include advanced emergency braking, intelligent speed assistance, emergency lane keeping, driver drowsiness and attention warning, advanced driver distraction warning, reversing detection, event data recorder, protection of pedestrians, cyclists and other vulnerable road users, and an expanded scope of front and side crash testing. Also included are the introduction of automated vehicle provisions, such as a driver availability monitoring system or vehicle platooning. The updated GSR was published in 2019 and implementation of this upgraded GSR for new vehicle and vehicle types will begin in 2022. In addition, in-vehicle emergency call systems became mandatory for new type-approved vehicles in the EU, Israel and Turkey markets in 2018. In Russia, a similar in-vehicle emergency call system became mandatory in 2015 and there are currently draft regulations for these systems in some countries in the Middle East region.

Industrial Environmental Control

Our operations are subject to a wide range of environmental protection laws including those laws regulating air emissions, water discharges, waste management and environmental clean-up. Certain environmental statutes require that responsible parties fund remediation actions regardless of fault, legality of original disposal, or ownership of a disposal site. Under certain circumstances, these laws impose liability for related damages to natural resources. Our Environmental Management System (“EMS”) formalizes our commitment to responsible management of methodologies and processes designed to prevent or reduce the environmental impact of our manufacturing activities. ISO 14001 is an internationally agreed standard that sets out the requirements for an EMS. At December 31, 2019, the majority of the Group's manufacturing plants have an ISO 14001 certified EMS in place.

Our commitment to environmental and sustainability issues is also reflected through our internal World Class Manufacturing (“WCM”) system.

Workplace Health and Safety

FCA aims to provide all employees with a safe, healthy and productive work environment at every facility worldwide and in every area of activity. Accordingly, the Group focuses on identifying and evaluating workplace safety risks, implementing internal and governmental safety and ergonomic standards, promoting employee awareness and safe behavior and encouraging a healthy lifestyle.

The goal of achieving zero accidents is formalized in the targets set by FCA, as well as through global adoption of an Occupational Health and Safety Management System (“OHSMS”) certified to the Occupational Health and Safety Assessment Series (“OHSAS”) 18001 standard. At December 31, 2019, the vast majority of our manufacturing plants had an OHSMS in place that was OHSAS 18001 certified.

Effective safety management is also supported by the application of WCM tools and methodologies, active involvement of employees and targeted investment.

Applicability of Banking Law and Regulation to Financial Services

Several of our captive finance companies, each of which provides financial services to our customers, are regulated as financial institutions in the jurisdictions in which they operate. FCA Bank S.p.A., incorporated in Italy, is subject to European Central Bank and Bank of Italy supervision. Within FCA Bank Group, two subsidiaries (the Austrian FCA Bank G.m.b.H. and the Portuguese FCA Capital Portugal I.F.I.C., S.A.), are subject to the supervision of the European Central Bank and of the local central banks, whereas certain other subsidiaries are subject to the supervision of the local Supervisory Financial or Banking Authority. Banco Fidis S.A., incorporated in Brazil, is subject to Brazilian Central Bank supervision. FCA Compañía Financiera S.A., incorporated in Argentina, is subject to Argentinian Central Bank supervision. FCA Automotive Finance Co., Ltd, incorporated in China, is subject to the supervision of the Chinese Banking Insurance Regulatory Commission and People's Bank of China. As a result, those companies are subject to regulation in a wide range of areas including solvency, capital requirements, reporting, customer protection and account administration, among other matters.

FINANCIAL OVERVIEW

Management's Discussion and Analysis of the Financial Condition and Results of Operations of the Group

The following discussion of our financial condition and results of operations should be read together with the information included under "GROUP OVERVIEW", "SELECTED FINANCIAL DATA" and the Consolidated Financial Statements included elsewhere in this report. This discussion includes forward-looking statements and involves numerous risks and uncertainties, including, but not limited to, those described under "Forward-Looking Statements" and "Risk Factors". Actual results may differ materially from those contained in any forward looking statements.

Management's Discussion and Analysis of the Financial Condition and Results of Operations of the Group for the year ended December 31, 2017 was previously included in the section "FINANCIAL OVERVIEW" in the 2018 Annual Report and Form 20-F, as filed with the SEC on February 20, 2019, and has not been included in this report. Industrial free cash flows excluding Magneti Marelli and Adjusted diluted EPS for 2017 were not previously disclosed and have been disclosed below.

Trends, Uncertainties and Opportunities

Our results of operations and financial condition are affected by a number of factors, including those that are outside our control.

Shipments. Vehicle shipments are generally driven by expectations of consumer demand for vehicles, which is affected by economic conditions, availability and cost of dealer and customer financing and incentives offered to retail customers, as discussed further below. Transfer of control, and therefore revenue recognition, generally corresponds to vehicle shipment to dealers or distributors. This generally occurs upon the release of the vehicle to the carrier responsible for transporting the vehicle to the dealer or distributor, or when the vehicle is made available to the dealer or distributor. Shipments and revenue recognition are not necessarily directly correlated with retail sales by dealers, which may be affected by other factors including dealer decisions as to appropriate inventory levels.

Product Development and Technology. A key driver of consumer demand and therefore our shipments, has been the continued refresh, renewal and evolution of our vehicle portfolio, and we have committed significant capital and resources toward the introduction of new vehicles on new platforms, with additions of new powertrains and other new technologies. In order to realize a return on the significant investments we have made to sustain market share and to achieve competitive operating margins, we will have to continue significant investment in new vehicle launches. We believe efforts in developing common vehicle platforms and powertrains have accelerated the time-to-market for many of our new vehicle launches and resulted in cost savings.

The costs associated with product development, vehicle improvements and launches can impact our Net profit. In addition, our ability to continue to make the necessary investments in product development, and recover the related costs, depends in large part on the market acceptance and success of the new or significantly refreshed vehicles we introduce. During a new vehicle launch and introduction to the market, we typically incur increased selling, general and advertising expenses associated with the advertising campaigns and related promotional activity.

Costs we incur in the initial research phase for new projects (which may relate to vehicle models, vehicle platforms, powertrains or technology) are expensed as incurred and reported as Research and development costs. Costs we incur for product development are capitalized and recognized as intangible assets if and when the following two conditions are both satisfied: (i) development expenditures can be measured reliably and (ii) the technical feasibility of the project, and the anticipated volumes and pricing indicate it is probable that the development expenditures will generate future economic benefits. Capitalized development expenditures include all costs that may be directly attributed to the development process. Such capitalized development expenditures are amortized on a straight-line basis commencing from start of production over the expected economic useful life of the product developed and based on an end date that we estimate to correspond to the end of the useful life of such product, we recognize and report such amortization as Research and development costs in our Consolidated Income Statement. Any changes in the expected end date of vehicle production (extensions, accelerations or terminations) result in a prospective change in the period over which the asset is amortized.

Future developments in our product portfolio to support our growth strategies and their related development expenditures could lead to significant capitalization of development assets. Our time to market is at least 24 months, but varies depending on our product, from the date the design is signed-off for tooling and production, after which the project goes into production, resulting in an increase in amortization. Therefore, our operating results are impacted by the cyclicity of our research and development expenditures based on our product portfolio strategies and our product plans.

In order to meet expected changes in consumer demand and regulatory requirements, we intend to invest significant resources in product development and research and development. New markets for alternative fuel source vehicles and autonomous vehicles are also continuing to emerge and we expect to invest resources in these areas in order to meet future demand and to support compliance with emissions and fuel efficiency requirements. In addition, global demand continues to shift from passenger cars to utility vehicles and away from diesel-powered vehicles.

Cost of revenues. Cost of revenues includes purchases (including costs related to the purchase of components and raw materials), labor costs, depreciation, amortization, logistic and product warranty and recall campaign costs. We purchase a variety of components, raw materials, supplies, utilities, logistics and other services from numerous suppliers. These purchases have historically accounted for 70-80 percent of total Cost of revenues. Fluctuations in Cost of revenues are primarily related to the number of vehicles we produce and sell along with shifts in vehicle mix, as newer models of vehicles generally have more technologically advanced components and enhancements and therefore higher costs per unit. Cost of revenues may also be affected by fluctuations in raw material prices. The cost of raw materials has historically comprised 10-15 percent of the total purchases described above, while the remaining portion of purchases is made of components, conversion of raw materials and overhead costs. We typically seek to manage these costs and minimize their volatility by using fixed price purchase contracts, commercial negotiations and technical efficiencies. Nevertheless, our Cost of revenues related to materials and components has increased as a result of recent tariff activity, and uncertainty related to tariffs and trade policy in our larger markets including the U.S. and China have made managing our raw material costs difficult to predict. Our Cost of revenues has also increased as we have significantly enhanced the content of our vehicles as we renew and refresh our product offerings. Over time, technological advancements and improved material sourcing may reduce the cost to us of the additional enhancements. In addition, we seek to recover higher costs through pricing actions, but even when market conditions permit this, there may be a time lag between the increase in our costs and our ability to realize improved pricing. Accordingly, our results are typically adversely affected, at least in the short term, until price increases are accepted in the market.

Further, in many markets where our vehicles are sold, we are required to pay import duties on those vehicles, which are included in Cost of revenues. We reflect these costs in the price charged to our customers to the extent market conditions permit. However, for many of our vehicles, particularly in the mass-market vehicle segments, we cannot always pass along increases in those duties to our dealers and distributors and remain competitive. Our ability to price our vehicles to recover those increased costs has affected, and will continue to affect, our profitability.

Pricing. Our profitability depends in part on our ability to maintain or improve pricing on the sale of our vehicles to dealers and fleet customers and will also be significantly impacted by our ability to pass along the increased costs of the technology needed to meet increased regulatory compliance requirements. However, as described above, import duties and tariffs affecting raw materials or component pricing may in some instances increase the price charged to our customers, where the market can accept such price increases in that particular market or otherwise impact our profitability if we are unable to increase prices to our customers.

In addition, the automotive industry continues to experience intense price competition resulting from the variety of available competitive vehicles and excess global manufacturing capacity. Historically, manufacturers have promoted products by offering dealer, retail and fleet incentives, including cash rebates, option package discounts, and subsidized financing or leasing programs. The amount and types of incentives are dependent on numerous factors, including market competition level, vehicle demand, economic conditions, model age and time of year, due to industry seasonality. We plan to continue to use such incentives to price vehicles competitively and to manage demand and support inventory management profitability.

Vehicle Profitability. Our results of operations reflect the profitability of the vehicles we sell, which tends to vary based upon a number of factors, including vehicle size, content of those vehicles and brand positioning. Vehicle profitability also depends on sales prices to dealers and fleet customers, net of sales incentives, costs of materials and components, as well as transportation and warranty costs. In the North America segment, our larger vehicles such as our larger SUVs and pickup trucks have historically been more profitable on a per vehicle basis than other vehicles and accounted for approximately 71 percent of our total U.S. retail vehicle shipments in 2019. In recent years, consumer preferences for certain larger vehicles, such as SUVs, have increased; however, there is no guarantee this will continue.

In all mass-market vehicle segments throughout the world, vehicles equipped with additional options selected by the dealer are generally more profitable for us. As a result, our ability to offer attractive vehicle options and upgrades is critical to our ability to increase our profitability on these vehicles. In addition, in the U.S. and Europe, our vehicle sales to dealers for sale to their retail consumers are normally more profitable than our fleet sales, in part because the retail consumers are more likely to prefer additional optional features while fleet customers increasingly tend to concentrate purchases on smaller, more fuel-efficient vehicles with fewer optional features, which have historically had a lower profitability per unit.

Vehicles sold under certain brand and model names are generally more profitable when there is strong brand recognition of those vehicles. In some cases this is tied to a long history for those brands and models, and in other cases to customers identifying these vehicles as being more modern and responsive to customer needs.

Economic Conditions. Demand for new vehicles tends to reflect economic conditions in the various markets in which we operate because retail sales depend on individual purchasing decisions, which in turn are affected by many factors including levels of disposable income. Fleet sales and sales of light commercial vehicles are also influenced by economic conditions, which drive vehicle utilization and investment activity. Further, demand for light commercial vehicles and pickup trucks is driven, in part, by construction and infrastructure projects. Therefore, our performance is affected by the macroeconomic trends in the markets in which we operate.

Regulation. We are subject to a complex set of regulatory regimes throughout the world in which vehicle safety, emissions and fuel economy regulations have become increasingly stringent and the related enforcement regimes increasingly active. These developments may affect our vehicle sales as well as our profitability and reputation. We are subject to applicable national and local regulations and must achieve an appropriate level of compliance in order to continue operations in every market, including a number of markets in which we derive substantial revenue. Developing, engineering and manufacturing vehicles that meet these requirements and therefore may be sold in those markets requires a significant expenditure of management time and financial resources.

We pursue compliance with fuel economy and greenhouse gas regulations in the markets where we operate through the most cost effective combination of developing, manufacturing and selling vehicles with better fuel economy and lower emissions, purchasing regulatory emissions credits and paying regulatory expenses. The cost of each of these components of our strategy has increased and is expected to continue to increase in the future. As the costs of each of these components, particularly the relative costs of each component, changes, we intend to adjust our strategies to the extent feasible in an effort to pursue the most cost effective means of meeting our regulatory compliance obligations. In addition, these costs and the costs incurred to meet other regulatory requirements may be difficult to pass through to customers, so the increased costs may affect our results of operations and profitability.

Further, developments in regulatory requirements in China, the largest single market in the world in 2019, limit in some respects, the product offerings we can pursue as we expand the scope of our operations in that country. Refer to *Risk Factors-Risks Related to the Legal and Regulatory Environment in which we Operate- Current and future more stringent or incremental laws, regulations and governmental policies, including those regarding increased fuel efficiency requirements and reduced greenhouse gas and tailpipe emissions, have a significant effect on how we do business and may increase our cost of compliance and negatively affect our operations and results.* for more information. In addition, recent legal proceedings instituted by the U.S. federal government have challenged the jurisdiction of U.S. states, such as California, to impose their own regulations on the vehicles that we sell, resulting in uncertainty regarding the applicability of these regulations.

Tariffs and Trade Policy. There has been a recent and significant increase in activity and speculation regarding tariffs and duties between the U.S. and its trading partners, including China and the EU. Tariffs or duties implemented between the U.S. and its trading partners, and the implementation of the USMCA, may reduce consumer demand and/or make our products less profitable. In addition, the availability and price at which we are able to source components and raw materials globally may be adversely affected.

Consolidation. The automotive industry is exceptionally capital intensive and capital expenditures and research and development requirements in our industry have continued to grow significantly in recent years as we pursue technological innovations and respond to a number of challenges. Compliance with enhanced emissions and safety regulations continue to impose new and increasing capital requirements as does the development of proprietary components. On December 17, 2019, we signed a binding Combination Agreement with Peugeot S.A. providing for a 50/50 merger (the “FCA-PSA Merger”) to create the 4th largest global automotive OEM by volume and 3rd largest by revenue. While we continue to implement our business plan, and we believe that our business will continue to grow and our operating margins will continue to improve, if we are unable to reduce our capital requirements through consummation of the FCA-PSA Merger, or cooperation or consolidation with other manufacturers, we may not be able to reduce component development costs, optimize manufacturing investments or product allocation and improve utilization of tooling, machinery and equipment, as a result of which our product development and manufacturing costs will continue to restrict our profitability and return on capital. Although there can be no assurance that these challenges can be overcome through large scale integration or product development and manufacturing collaboration, if we are unable to pursue such benefits our returns on capital employed may be impaired which could adversely affect our results of operations and financial condition.

FCA-PSA Merger. Completion of the FCA-PSA Merger is subject to several conditions beyond our control that may prevent, delay or otherwise adversely affect its completion. In addition, even if the FCA-PSA Merger is completed, challenges in the integration process may arise and the synergies we expect to realize may not be realized in a timely manner or at all.

Dealer and Customer Financing. Given that a large percentage of the vehicles we sell to dealers and retail customers worldwide are financed, the availability and cost of financing is a significant factor affecting our vehicle shipment volumes and Net revenues. Availability of customer financing could affect the vehicle mix, as customers who have access to greater financing are able to purchase higher priced vehicles, whereas when customer financing is constrained, vehicle mix could shift towards less expensive vehicles. The low interest rate environment in recent years has had the effect of reducing the effective cost of vehicle ownership. While interest rates in the U.S. and Europe have been at historically low levels, the availability and terms of financing will likely continue to change over time, impacting our results. We currently operate in many regions (including the U.S.) without a captive finance company, and we continue to provide access to financing through joint ventures and third party arrangements in several of our key markets (including the U.S.). Therefore, we may be less able to ensure availability of financing for our dealers and retail customers in those markets than our competitors that own and operate affiliated finance companies.

Effects of Foreign Exchange Rates. We are affected by fluctuations in foreign exchange rates (i) through translation of foreign currency financial statements into Euro for consolidation, which we refer to as the translation impact, and (ii) through transactions by entities in the Group in currencies other than their own functional currencies, which we refer to as the transaction impact. Given the size of our U.S. operations, a strengthening of the U.S. Dollar against the Euro generally would have a positive effect on our financial results, which are reported in Euro, and on our operations in relation to sales in the U.S. of vehicles and components produced in Europe. Foreign exchange rates, including the U.S. Dollar/Euro exchange rate, have fluctuated significantly in 2019, and may continue to do so in the future. We are primarily financed by a mix of Euro, U.S. dollar and Brazilian Real denominated debt. Given the mix of our debt and liquidity, strengthening of the U.S. dollar against the Euro generally would have a positive impact on our net cash position.

In order to reduce the impacts of foreign exchange rates, we hedge a percentage of certain exposures. Refer to Note 30, *Qualitative and quantitative information on financial risks* within our Consolidated Financial Statements included elsewhere in this report for additional information.

Shipment Information

As discussed in *GROUP OVERVIEW—Overview of Our Business*, our activities are carried out through five reportable segments: four regional mass-market vehicle segments (North America, LATAM, APAC and EMEA) and the Maserati global luxury brand segment. The following table sets forth our vehicle shipment information by segment. Vehicle shipments are generally aligned with current period production which is driven by our plans to meet consumer demand. Revenue is recognized when control of our vehicles, services or parts has been transferred and the Group's performance obligations to our customers have been satisfied. The Group has determined that our customers from the sale of vehicles and service parts are generally dealers, distributors or fleet customers. Transfer of control, and therefore revenue recognition, generally corresponds to the date when the vehicles or service parts are made available to the customer, or when the vehicles or service parts are released to the carrier responsible for transporting them to the customer. New vehicle sales through the Guaranteed Depreciation Program ("GDP") are recognized as revenue when control of the vehicle transfers to the fleet customer, except in situations where the Group issues a put for which there is a significant economic incentive to exercise. Refer to Note 2, *Basis of preparation*, within our Consolidated Financial Statements included elsewhere in this report for further details on our revenue recognition policy.

For a description of our dealers and distributors see *GROUP OVERVIEW—Sales Overview*. Accordingly, the number of vehicles sold does not necessarily correspond to the number of vehicles shipped for which revenues are recorded in any given period.

(thousands of units)	Years ended December 31,	
	2019	2018
North America	2,401	2,633
LATAM	577	585
APAC	76	84
EMEA	1,199	1,318
Maserati	19	35
Total Consolidated shipments	4,272	4,655
Joint venture shipments	146	187
Total Combined shipments	4,418	4,842

For discussion of shipments for North America, LATAM, APAC, EMEA and Maserati for 2019 as compared to 2018, refer to —*Results by Segment* below.

Non-GAAP Financial Measures

We monitor our operations through the use of several non-generally accepted accounting principles (“non-GAAP”) financial measures: Adjusted Earnings Before Interest and Taxes (“Adjusted EBIT”), Adjusted net profit, Adjusted diluted earnings per share (“Adjusted diluted EPS”), Industrial free cash flows and certain information provided on a constant exchange rate (“CER”) basis. We believe that these non-GAAP financial measures provide useful and relevant information regarding our operating results and enhance the overall ability to assess our financial performance. They provide us with comparable measures which facilitate management’s ability to identify operational trends, as well as make decisions regarding future spending, resource allocations and other operational decisions. These and similar measures are widely used in the industry in which we operate, however, these financial measures may not be comparable to other similarly titled measures of other companies and are not intended to be substitutes for measures of financial performance as prepared in accordance with IFRS as issued by the IASB as well as IFRS adopted by the European Union.

Adjusted EBIT: excludes certain adjustments from Net profit from continuing operations including gains/(losses) on the disposal of investments, restructuring, impairments, asset write-offs and unusual income/(expenses) that are considered rare or discrete events that are infrequent in nature, and also excludes Net financial expenses and Tax expense/(benefit).

Adjusted EBIT is used for internal reporting to assess performance and as part of the Group's forecasting, budgeting and decision making processes as it provides additional transparency to the Group's core operations. We believe this non-GAAP measure is useful because it excludes items that we do not believe are indicative of the Group’s ongoing operating performance and allows management to view operating trends, perform analytical comparisons and benchmark performance between periods and among our segments. We also believe that Adjusted EBIT is useful for analysts and investors to understand how management assesses the Group’s ongoing operating performance on a consistent basis. In addition, Adjusted EBIT is one of the metrics used in the determination of the annual performance bonus and the achievement of certain performance objectives established under the terms of the 2019-2021 equity incentive plan for the Chief Executive Officer of the Group and other eligible employees, including members of the Group Executive Council (“GEC”).

Refer to the sections *Group Results* and *Results by Segment* below for further discussion and for a reconciliation of this non-GAAP measure to Net profit from continuing operations, which is the most directly comparable measure included in our Consolidated Income Statement. Adjusted EBIT should not be considered as a substitute for Net profit from continuing operations, cash flow or other methods of analyzing our results as reported under IFRS.

Adjusted net profit: is calculated as Net profit from continuing operations excluding post-tax impacts of the same items excluded from Adjusted EBIT, as well as financial income/(expenses) and tax income/(expenses) considered rare or discrete events that are infrequent in nature.

We believe this non-GAAP measure is useful because it also excludes items that we do not believe are indicative of the Group’s ongoing operating performance and provides investors with a more meaningful comparison of the Group's ongoing operating performance. In addition, Adjusted net profit is one of the metrics used in the determination of the annual performance bonus and the achievement of certain performance objectives established under the terms of the 2014-2018 equity incentive plan for the Chief Executive Officer of the Group and other eligible employees, including members of the Group Executive Council.

Refer to the section *Group Results* below for further discussion and for a reconciliation of this non-GAAP measure to Net profit from continuing operations, which is the most directly comparable measure included in our Consolidated Income Statement. Adjusted net profit should not be considered as a substitute for Net profit from continuing operations, cash flow or other methods of analyzing our results as reported under IFRS.

Adjusted diluted EPS: is calculated by adjusting Diluted earnings per share from continuing operations for the impact per share of the same items excluded from Adjusted net profit.

We believe this non-GAAP measure is useful because it also excludes items that we do not believe are indicative of the Group’s ongoing operating performance and provides investors with a more meaningful comparison of the Group's ongoing quality of earnings.

Refer to the section *Group Results* below for a reconciliation of this non-GAAP measure to Diluted earnings per share from continuing operations, which is the most directly comparable measure included in our Consolidated Financial Statements. Adjusted diluted EPS should not be considered as a substitute for Basic earnings per share, Diluted earnings per share from continuing operations or other methods of analyzing our quality of earnings as reported under IFRS.

Industrial free cash flows: is our key cash flow metric, and is calculated as Cash flows from operating activities less: cash flows from operating activities from discontinued operations; cash flows from operating activities related to financial services, net of eliminations; investments in property, plant and equipment and intangible assets for industrial activities; adjusted for net intercompany payments between continuing operations and discontinued operations; and adjusted for discretionary pension contributions in excess of those required by the pension plans, net of tax. The timing of Industrial free cash flows may be affected by the timing of monetization of receivables and the payment of accounts payable, as well as changes in other components of working capital, which can vary from period to period due to, among other things, cash management initiatives and other factors, some of which may be outside of the Group's control.

Refer to *Liquidity and Capital Resources—Industrial free cash flows* for further information and the reconciliation of this non-GAAP measure to Cash flows from operating activities, which is the most directly comparable measure included in our Consolidated Statement of Cash Flows. Industrial free cash flows should not be considered as a substitute for Net profit from continuing operations, cash flow or other methods of analyzing our results as reported under IFRS.

Constant Currency Information: the discussion within section *Group Results* includes information about our results at CER, which is calculated by applying the prior year average exchange rates to translate current financial data expressed in local currency in which the relevant financial statements are denominated (see Note 2, *Basis of preparation*, within the Consolidated Financial Statements included elsewhere in this report for the exchange rates applied). Although we do not believe that this non-GAAP measure is a substitute for GAAP measures, we believe that results excluding the effect of currency fluctuations provide additional useful information to investors regarding the operating performance and trends in our business on a local currency basis.

Results of Operations

Group Results – 2019 compared to 2018

The following is a discussion of the Group's results of operations for the year ended December 31, 2019 as compared to the year ended December 31, 2018.

(€ million)	Years ended December 31,	
	2019	2018
Net revenues	€ 108,187	€ 110,412
Cost of revenues	93,164	95,011
Selling, general and other costs	6,455	7,318
Research and development costs	3,612	3,051
Result from investments	209	235
Gains on disposal of investments	15	—
Restructuring costs	154	103
Net financial expenses	1,005	1,056
Profit before taxes	4,021	4,108
Tax expense	1,321	778
Net profit from continuing operations	2,700	3,330
Profit from discontinued operations, net of tax	3,930	302
Net profit	€ 6,630	€ 3,632
Net profit attributable to:		
Owners of the parent	€ 6,622	€ 3,608
Non-controlling interests	€ 8	€ 24
Net profit from continuing operations attributable to:		
Owners of the parent	€ 2,694	€ 3,323
Non-controlling interests	€ 6	€ 7
Net profit from discontinued operations attributable to:		
Owners of the parent	€ 3,928	€ 285
Non-controlling interests	€ 2	€ 17

As of January 1, 2019 the Group adopted IFRS 16 - *Leases* using the modified retrospective approach and did not restate prior year comparatives. The impact of the adoption of this new standard is not material and the Group does not expect a material impact from the adoption of this new standard on an ongoing basis. Refer to Note 2, *Basis of preparation*, within our Consolidated Financial Statements included elsewhere in this report, for further information.

Net revenues

(€ million)	Years ended December 31,		Increase/(Decrease)	
	2019	2018	2019 vs. 2018	
			% Actual	% CER
Net revenues	€ 108,187	€ 110,412	(2.0)%	(5.2)%

For a discussion of Net revenues for each of our five reportable segments (North America, LATAM, APAC, EMEA and Maserati) for 2019 as compared to 2018 see *Results by Segment* below.

Cost of revenues

(€ million)	Years ended December 31,		Increase/(Decrease)	
			2019 vs. 2018	
	2019	2018	% Actual	% CER
Cost of revenues	€ 93,164	€ 95,011	(1.9)%	(5.1)%
Cost of revenues as % of Net revenues	86.1%	86.1%		

Cost of revenues includes purchases (including commodity costs), labor costs, depreciation, amortization, logistic, product warranty and recall campaign costs.

The decrease in Cost of revenues in 2019 compared to 2018 was primarily related to (i) volume decreases in North America, EMEA and Maserati, which were partially offset by (ii) increases resulting from foreign currency translation effects, (iii) overall mix, product costs and enhancements on recently launched vehicles in North America, and (iv) impairment of assets, as described below.

Included within Cost of revenues for 2019 were amounts of €425 million (€370 million in 2018), which represent primarily the accrual of regulatory expenses and the utilization of regulatory credits, mainly in North America and EMEA.

Cost of revenues also includes significant costs that contribute to regulatory compliance but which are not separately quantifiable as they are elements within broader initiatives, such as technology deployment in terms of powertrain upgrades and alternative powertrains, along with actions to improve vehicle demand energy. For further detail, refer to *Environmental and Other Regulatory Matters* included elsewhere in this report.

During 2019, rationalization of product portfolio plans, primarily for Europe in the A-segment as well as for Alfa Romeo resulted in the recognition of asset impairment charges for certain platforms. The impairment charges totaled €1,376 million, composed of €563 million of Property, plant and equipment recognized within *Cost of revenues* and €813 million of previously capitalized development costs recognized within *Research and development costs* and excluded from Adjusted EBIT. Of these charges, €435 million relates to the EMEA segment, €148 million relates to the Maserati segment and the remaining €793 million is not allocated to a specific region as the platform assets that have been impaired are used to produce Alfa Romeo vehicles sold in several of our regions. Refer to Note 2, *Basis of preparation - Use of Estimates* in the Consolidated Financial Statements included elsewhere in this Report.

Selling, general and other costs

(€ million)	Years ended December 31,		Increase/(Decrease)	
			2019 vs. 2018	
	2019	2018	% Actual	% CER
Selling, general and other costs	€ 6,455	€ 7,318	(11.8)%	(13.7)%
Selling, general and other costs as% of Net revenues	6.0%	6.6%		

The decrease in Selling, general and other costs in 2019 as compared with 2018 was primarily due to the non-repeat of the €748 million charge for estimated costs related to U.S. diesel emissions matters recognized during 2018 and the U.S. special bonus payment of €111 million in 2018 as a result of the Tax Cuts and Jobs Act in the U.S., which were excluded from Adjusted EBIT. Net of these charges, Selling, general and other costs decreased primarily due to lower advertising expenses in EMEA and North America and efficiencies resulting from restructuring actions in EMEA.

Selling, general and other costs includes advertising, personnel and administrative costs. Advertising costs amounted to approximately 47 percent and 42 percent of total Selling, general and other costs for the years ended December 31, 2019 and 2018 respectively. Advertising costs were consistent for the years ended December 31, 2019 and 2018, with the increase in advertising costs as a proportion of total Selling, general and other costs primarily due to lower total Selling, general and other costs in 2019 from the non-repeat of the charge recognized in 2018, referred to above.

Research and development costs

(€ million)	Years ended December 31,		Increase/(Decrease)	
			2019 vs. 2018	
	2019	2018	% Actual	% CER
Research and development expenditures expensed	€ 1,305	€ 1,448	(9.9)%	(13.3)%
Amortization of capitalized development expenditures	1,358	1,456	(6.7)%	(8.9)%
Impairment and write-off of capitalized development expenditures	949	147	n.m.	n.m.
Total Research and development costs	€ 3,612	€ 3,051	18.4%	15.6%

n.m. = numbers are not meaningful

	Years ended December 31,	
	2019	2018
Research and development expenditures expensed as % of Net revenues	1.2%	1.3%
Amortization of capitalized development expenditures as % of Net revenues	1.3%	1.3%
Impairment and write-off of capitalized development expenditures as % of Net revenues	0.9%	0.1%
Total Research and development costs as % of Net revenues	3.3%	2.8%

The following table summarizes our research and development expenditures for the years ended December 31, 2019 and 2018:

(€ million)	Years ended December 31,		Increase/(Decrease)
	2019	2018	2019 vs. 2018
Capitalized development expenditures	€ 2,889	€ 2,079	39.0%
Research and development expenditures expensed	1,305	1,448	(9.9)%
Total Research and development expenditures	€ 4,194	€ 3,527	18.9%
Capitalized development expenditures as % of Total Research and development expenditures	68.9%	58.9%	
Total Research and development expenditures as % of Net revenues	3.9%	3.2%	

We conduct research and development for new vehicles and technology to improve the performance, safety, fuel efficiency, reliability, consumer perception and environmental impact of our vehicles. Research and development costs consist primarily of material costs, services and personnel related expenses that support the development of new and existing vehicles with powertrain technologies. For further details of research and development costs, see *Trends, Uncertainties and Opportunities—Product Development and Technology* and *Overview of Our Business - Research and Development*.

The decrease in the Research and development expenditures expensed in 2019 compared to 2018 was primarily due to the higher capitalization of costs, consistent with the progress in the stage of development of models in North America, primarily the Jeep brand, EMEA and Maserati.

The decrease in the Amortization of capitalized development costs in 2019 compared to 2018 was primarily due to the cycle of the current product range.

The Impairment and write-off of capitalized development expenditures during 2019 was primarily due to the impact of impairment charges of previously capitalized development costs (refer to *Cost of Revenues* above). The impairment and write-off of capitalized development expenditures during the year ended December 31, 2018, primarily in EMEA, was due to changes in product plans in connection with the 2018-2022 business plan.

The increase in total Research and development expenditures in 2019 compared to 2018 reflects the efforts in the continued renewal and enrichment of our product portfolio.

The increase in Capitalized development expenditures as a proportion of total Research and development expenditures in 2019 compared to 2018 was due to increased spending for the development of new models to be launched in 2020 and 2021.

Result from investments

(€ million)	Years ended December 31,		Increase/(Decrease)
	2019	2018	2019 vs. 2018
Result from investments	€ 209	€ 235	(11.1)%

The decrease in Result from investments in 2019 compared to 2018 was primarily attributable to lower GAC FCA JV results.

Net financial expenses

(€ million)	Years ended December 31,		Increase/(Decrease)
	2019	2018	2019 vs. 2018
Net financial expenses	€ 1,005	€ 1,056	(4.8)%

The decrease in Net financial expenses in 2019 compared to 2018 was primarily due to the average reduction in gross debt, partially offset by €88 million of interest on lease liabilities recognized following the adoption of IFRS 16.

Tax expense

(€ million)	Years ended December 31,		Increase/(Decrease)
	2019	2018	2019 vs. 2018
Tax expense	€ 1,321	€ 778	69.8%
Effective tax rate	32.7%	18.5%	+1420 bps

The increase in Tax expense in 2019 compared to 2018 was primarily attributable to (i) a non-recurring net €334 million tax benefit recognized for U.S. prior years' tax positions finalized in 2018, including a reduction to the estimated 2017 U.S. one-time deemed repatriation tax expense by €70 million and tax benefit of €94 million from an accelerated discretionary pension contribution (refer to Note 19, *Employee benefits liabilities* within our Consolidated Financial Statements for additional detail); and (ii) higher operating results in North America. Refer to Note 7, *Tax expense* in the Consolidated Financial Statements included elsewhere in this report for additional information.

The increase in the effective tax rate to 33 percent in 2019 from 19 percent in 2018 primarily related to the (i) non-recurring benefit recognized for U.S. prior years' tax positions finalized in 2018; and (ii) no corresponding tax benefit for primarily all of the impairment charges of €1,376 million recognized in relation to the rationalization of product portfolio plans (refer to *Cost of Revenues* above), due to partial recognition of deferred tax assets in Italy.

Net profit from continuing operations

(€ million)	Years ended December 31,		Increase/(Decrease)
	2019	2018	2019 vs. 2018
Net profit from continuing operations	€ 2,700	€ 3,330	(18.9)%

The decrease in Net profit from continuing operations in 2019 compared to 2018 was mainly driven by the pre-tax impact of €1,376 million impairment of assets recognized in relation to the rationalization of product portfolio plans (refer to *Cost of Revenues* above) and the increase in tax charges, as described above, partially offset by the non-repeat of €748 million for estimated costs related to U.S. diesel emissions matters recognized during 2018. Decreased operating performance in EMEA and Maserati was offset by improvements in APAC, LATAM and North America.

Profit from discontinued operations, net of tax

(€ million)	Years ended December 31,		Increase/(Decrease)
	2019	2018	2019 vs. 2018
Profit from discontinued operations, net of tax	€ 3,930	€ 302	n.m.

n.m. = number not meaningful

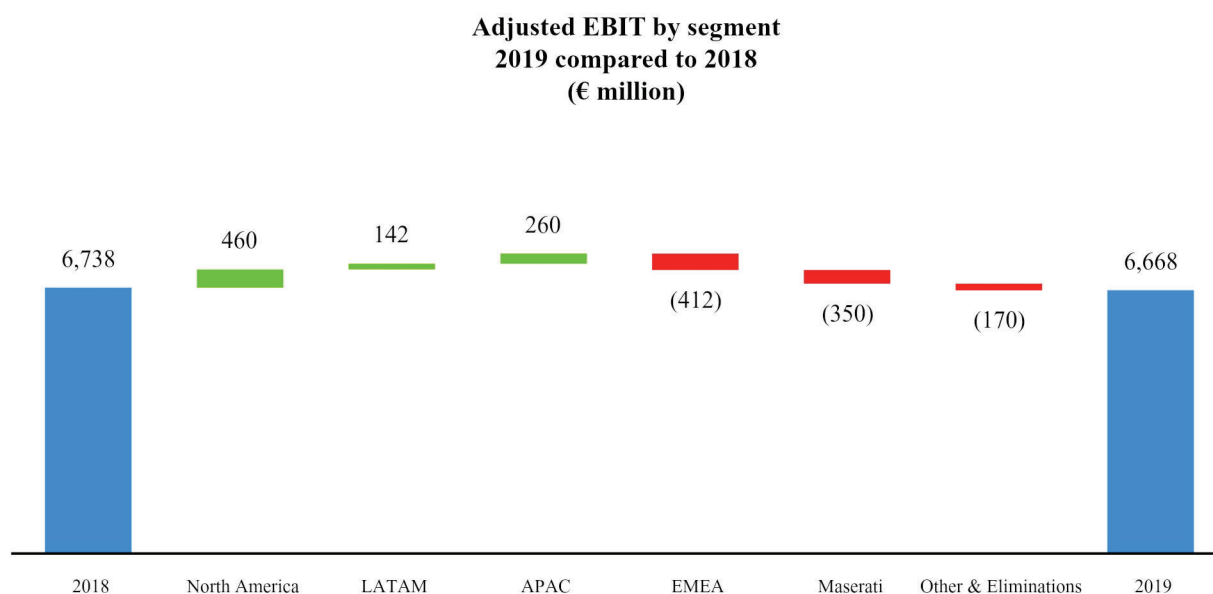
Magneti Marelli, including the gain on sale of €3,771 million and related tax expense of €2 million, is presented as a discontinued operation in the Consolidated Financial Statements for the years ended December 31, 2019 and 2018. For more information, refer to Note 3, *Scope of consolidation*, within our Consolidated Financial Statements included elsewhere in this report.

The impact of ceasing depreciation of the property, plant and equipment and amortization of the intangible assets of Magneti Marelli on its classification as held for sale as required by IFRS 5 was €134 million for the period up to the completion of the sale transaction on May 2, 2019 (€96 million for the year ended December 31, 2018) net of tax of €27 million (€20 million for the year ended December 31, 2018).

Adjusted EBIT

(€ million)	Years ended December 31,		Increase/(Decrease)	
	2019	2018	% Actual	% CER
Adjusted EBIT	€ 6,668	€ 6,738	(1.0)%	(5.1)%
Adjusted EBIT margin (%)	6.2%	6.1%	+10 bps	—

The following charts present our Adjusted EBIT walk by segment for 2019 as compared to 2018:



For the year ended December 31, 2019, the Adjusted EBIT related to Magneti Marelli that was excluded from the Group's Adjusted EBIT result was €218 million, net of intercompany eliminations. For the year ended December 31, 2018, the Adjusted EBIT related to Magneti Marelli that was excluded from the Group's Adjusted EBIT result was €546 million, net of intercompany eliminations. For more information, refer to Note 3, *Scope of consolidation*, within our Consolidated Financial Statements included elsewhere in this report.

For a discussion of Adjusted EBIT for each of our five reportable segments (North America, LATAM, APAC, EMEA and Maserati) in 2019 as compared to 2018 see *Results by Segment* below.

The following table summarizes the reconciliation of Net profit from continuing operations to Adjusted EBIT:

(€ million)	Years ended December 31,	
	2019	2018
Net profit from continuing operations	€ 2,700	€ 3,330
Tax expense	1,321	778
Net financial expenses	1,005	1,056
Adjustments:		
Impairment expense and supplier obligations	1,542	353
Restructuring costs, net of reversals	154	103
Gains on disposal of investments	(15)	—
Brazilian indirect tax - reversal of liability/recognition of credits	(164)	(72)
Charge for U.S. diesel emissions matters	—	748
China inventory impairment	—	129
Costs for recall, net of recovery - airbag inflators	—	114
U.S. special bonus payment	—	111
Employee benefits settlement losses	—	92
Port of Savona (Italy) flood and fire	—	43
(Recovery of)/costs for recall - contested with supplier	—	(50)
North America capacity realignment	—	(60)
Other	125	63
Total Adjustments	1,642	1,574
Adjusted EBIT	€ 6,668	€ 6,738

During the year ended December 31, 2019 Adjusted EBIT excluded adjustments primarily related to:

- €1,542 million relating to the impairment expense of €1,376 million recognized in relation to the rationalization of product portfolio plans (refer to *Cost of Revenues* above), as well as impairment expense of €98 million in North America, €62 million in Maserati, and supplier obligations of €6 million in EMEA;
- €154 million of restructuring costs, mainly related to LATAM, EMEA and North America, primarily includes €76 million of write-down of Property, plant and equipment and €118 million related to the recognition of provisions for restructuring (refer to Note 20, *Provisions* in the Consolidated Financial Statements included elsewhere in this report), partially offset by the reversal of previously recorded provisions, primarily €46 million in EMEA;
- €164 million of gains in relation to the recognition of credits for amounts paid in prior years in relation to indirect taxes in Brazil (refer to Note 15, *Trade and other receivables* in the Consolidated Financial Statements included elsewhere in this report); and
- €125 million of Other costs, primarily relating to litigation proceedings (refer to Note 25, *Guarantees granted, commitments and contingent liabilities* in the Consolidated Financial Statements included elsewhere in this report for further details).

During the year ended December 31, 2019 impairment charges of €1,589 million were recorded, classified within *Impairment expense and supplier obligations*, *Restructuring costs, net of reversals* and *Other* above. These comprised €636 million of Property, plant and equipment (refer to Note 11, *Property, plant and equipment* in the Consolidated Financial Statements included elsewhere in this report) and €953 million of Other intangible assets (refer to Note 10, *Other intangible assets* in the Consolidated Financial Statements included elsewhere in this report).

During the year ended December 31, 2018 Adjusted EBIT excluded adjustments primarily related to

- €748 million provision recognized for costs related to final settlements reached on civil, environmental and consumer claims related to U.S. diesel emissions matters (refer to Note 25 - *Guarantees granted, commitments and contingent liabilities* to the Consolidated Financial Statements included elsewhere in this report);
- €353 million relating to impairment expense of €297 million and supplier obligations of €56 million, primarily in EMEA, resulting from changes in product plans in connection with the 2018-2022 business plan;
- €129 million relating to impairment of inventory in connection with the accelerated adoption of new emission standards in China and slower than expected sales;
- €114 million costs for recall, net of recovery in relation to Takata airbag inflators. During 2017, €102 million costs were recorded in Cost of revenues, relating to an expansion of the scope of the Takata airbag inflator recalls, of which €29 million related to the previously announced recall in North America and €73 million related to the preventative safety campaigns in LATAM. As the charges for the warranty adjustment were due to an industry-wide recall resulting from parts manufactured by Takata, and, due to the financial uncertainty of Takata, we determined these charges were unusual in nature, and as such, the charges for 2017 and 2018 were excluded from Adjusted EBIT (refer to Note 25, *Guarantees granted, commitments and contingent liabilities*, within our Consolidated Financial Statements included elsewhere in this report for additional information);
- €111 million charge in relation to a special bonus payment, announced January 11, 2018, of U.S.\$2,000 to approximately 60,000 hourly and salaried employees in the United States, excluding senior management, as a result of the Tax Cuts and Jobs Act;
- €103 million relating to restructuring costs, which included €123 million of costs in EMEA offset by a €28 million reversal of previously recorded restructuring costs in LATAM;
- €92 million charge arising on settlement of a portion of a supplemental retirement plan and an annuity buyout in North America;
- €43 million charge in relation to costs incurred in relation to the flood and fire in the Port of Savona (Italy);
- €50 million gain from the partial recovery of amounts accrued in 2016 in relation to costs for a recall which were contested with a supplier;
- €60 million reduction of costs previously provided in relation to the North America capacity realignment plan. During the year ended December 31, 2015, as part of the plan to improve margins in North America, the Group realigned a portion of its manufacturing capacity in the region to better meet market demand for Ram pickup trucks and Jeep vehicles within the Group's existing plant infrastructure; and
- €72 million of gains in relation to the recognition of credits for amounts paid in prior years in relation to indirect taxes in Brazil.

Adjusted net profit

(€ million)	Years ended December 31,		Increase/(Decrease)
	2019	2018	2019 vs. 2018
Adjusted net profit	€ 4,297	€ 4,707	(8.7)%

The decrease in Adjusted net profit in 2019 compared to 2018 was primarily driven by an increase in Tax expense. The slight decrease in operating performance was offset by lower net financial expenses.

The following table summarizes the reconciliation of Net profit from continuing operations to Adjusted net profit:

(€ million)	Years ended December 31,	
	2019	2018
Net profit from continuing operations	€ 2,700	€ 3,330
Adjustments (as above)	1,642	1,574
Tax impact on adjustments	(122)	(125)
Net derecognition of deferred tax assets and other tax adjustments	77	—
Impact of U.S. tax reform	—	(72)
Total adjustments, net of taxes	1,597	1,377
Adjusted net profit	€ 4,297	€ 4,707

During the year ended December 31, 2019, Adjusted net profit excluded adjustments related to:

- €122 million gain reflecting the tax impact on the items excluded from Adjusted EBIT above; and
- €77 million charge reflecting net derecognition of deferred tax assets and other tax adjustments.

During the year ended December 31, 2018 Adjusted net profit excluded adjustments related to:

- €125 million gain reflecting the tax impact on the items excluded from Adjusted EBIT above; and
- €72 million gain relating to the impact of December 2017 U.S. tax reform.

Adjusted diluted EPS

(€ per share)	Years ended December 31,			Increase/(Decrease)	
	2019	2018	2017	2019 vs. 2018	2018 vs. 2017
Adjusted diluted EPS	€ 2.73	€ 3.00	€ 2.25	(9.0)%	33.3%

The following table summarizes the reconciliation of Diluted earnings per share from continuing operations, which is the most directly comparable measure included in the Consolidated Financial Statements, to Adjusted diluted earnings per share:

(€ per share except otherwise noted)	Years ended December 31,		
	2019	2018	2017 ⁽¹⁾
Diluted earnings per share from continuing operations	€ 1.71	€ 2.12	€ 2.11
Impact of adjustments above, net of taxes, on Diluted earnings per share from continuing operations	1.02	0.88	0.14
Adjusted diluted earnings per share	€ 2.73	€ 3.00	€ 2.25
Weighted average number of shares outstanding for Diluted earnings per share from continuing operations (thousand)	1,570,850	1,567,839	1,556,306

(1) Total adjustments, net of tax for the year ended December 31, 2017 was €221 million, as disclosed in the 2018 Annual Report and Form 20-F as filed with the SEC on February 20, 2019.

Results by Segment – 2019 compared to 2018

(€ million, except shipments which are in thousands of units)	Net revenues		Adjusted EBIT		Shipments	
	Years ended December 31,					
	2019	2018	2019	2018	2019	2018
North America	€ 73,357	€ 72,384	€ 6,690	€ 6,230	2,401	2,633
LATAM	8,461	8,152	501	359	577	585
APAC	2,814	2,703	(36)	(296)	76	84
EMEA	20,571	22,815	(6)	406	1,199	1,318
Maserati	1,603	2,663	(199)	151	19	35
Other activities	3,009	2,888	(173)	(40)	—	—
Unallocated items & eliminations ⁽¹⁾	(1,628)	(1,193)	(109)	(72)	—	—
Total	€ 108,187	€ 110,412	€ 6,668	€ 6,738	4,272	4,655

(1) Includes intercompany transactions which are eliminated in consolidation and certain costs related to Alfa Romeo that are not allocated to the regional mass-market vehicle segments.

The following is a discussion of Net revenues, Adjusted EBIT and shipments for each segment for the year ended December 31, 2019 as compared to the year ended December 31, 2018. We review changes in our results of operations with the following operational drivers:

- **Volume:** reflects changes in products sold to our customers, primarily dealers and fleet customers. Change in volumes is driven by industry volume, market share and changes in dealer stock levels. Vehicles manufactured and distributed by our unconsolidated subsidiaries are not included within volume;
- **Mix:** generally reflects the changes in product mix, including mix among vehicle brands and models, as well as changes in regional market and distribution channel mix, including mix between retail and fleet customers;
- **Net price:** primarily reflects changes in prices to our customers including higher pricing related to content enhancement, net of discounts, price rebates and other sales incentive programs, as well as related foreign currency transaction effects;
- **Industrial costs:** primarily include cost changes to manufacturing and purchasing of materials that are associated with content, technology and enhancement of vehicle features, as well as industrial efficiencies and inefficiencies, recall campaign and warranty costs, research and development costs and related foreign currency transaction effects;
- **Selling, general and administrative costs (“SG&A”):** primarily include costs for advertising and promotional activities, purchased services, information technology costs and other costs not directly related to the development and manufacturing of our products; and
- **Other:** includes other items not mentioned above, such as foreign currency exchange translation and results from joint ventures and associates.

North America

	Years ended December 31,		Increase/(Decrease)	
			2019 vs. 2018	
	2019	2018	% Actual	% CER
Shipments (thousands of units)	2,401	2,633	(8.8)%	—
Net revenues (€ million)	€ 73,357	€ 72,384	1.3 %	(3.7)%
Adjusted EBIT (€ million)	€ 6,690	€ 6,230	7.4 %	1.6 %
Adjusted EBIT margin (%)	9.1%	8.6%	+50 bps	—

Shipments

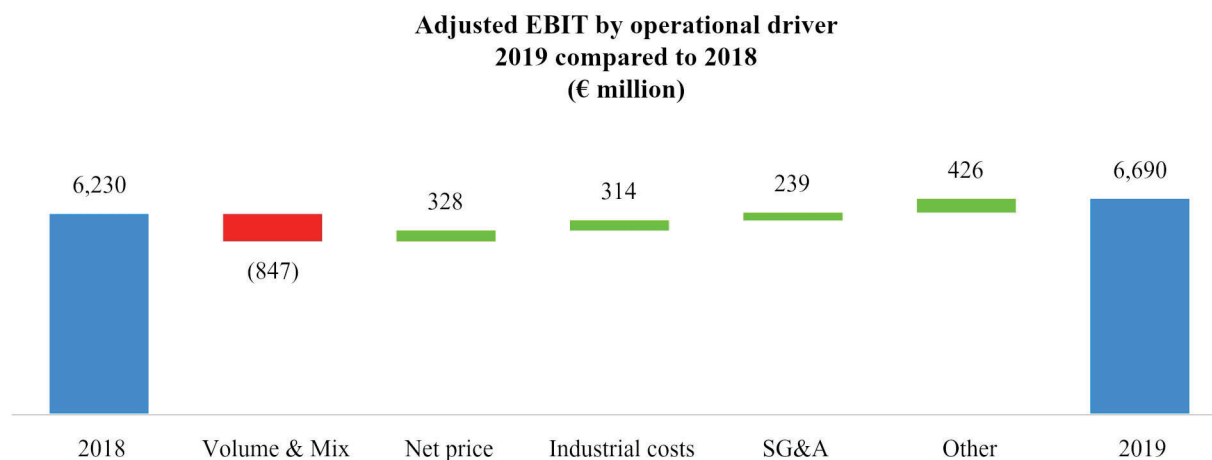
The decrease in vehicle shipments in 2019 compared to 2018 was primarily due to dealer stock discipline, partially offset by volumes of all-new Jeep Gladiator and higher Ram 1500 shipments. Shipments reflected decreases in (i) the U.S. of 251 thousand units (-11 percent) and (ii) Mexico of 6 thousand units (-9 percent), which were partially offset by an increase in (iii) Canada of 26 thousand units (+12 percent).

Net revenues

North America Net revenues in 2019 were in line compared to 2018, primarily from €2.3 billion overall favorable mix, from favorable model mix partially offset by negative channel mix, and €3.7 billion favorable foreign exchange translation effects, offset by €5.3 billion lower volumes.

Adjusted EBIT

The following chart reflects the change in North America Adjusted EBIT by operational driver for 2019 as compared to 2018:



The increase in North America Adjusted EBIT in 2019 compared to 2018 was primarily attributable to:

- favorable model mix and positive net price;
- industrial efficiencies;
- lower advertising costs; and
- favorable foreign exchange translation effects.

These were partially offset by:

- lower volumes; and
- increased product costs on new vehicles, included within *Industrial costs*.

LATAM

	Years ended December 31,		Increase/(Decrease)	
			2019 vs. 2018	
	2019	2018	% Actual	% CER
Shipments (thousands of units)	577	585	(1.4)%	—
Net revenues (€ million)	€ 8,461	€ 8,152	3.8 %	7.6%
Adjusted EBIT (€ million)	€ 501	€ 359	39.6 %	55.8%
Adjusted EBIT margin (%)	5.9%	4.4%	+150 bps	—

Shipments

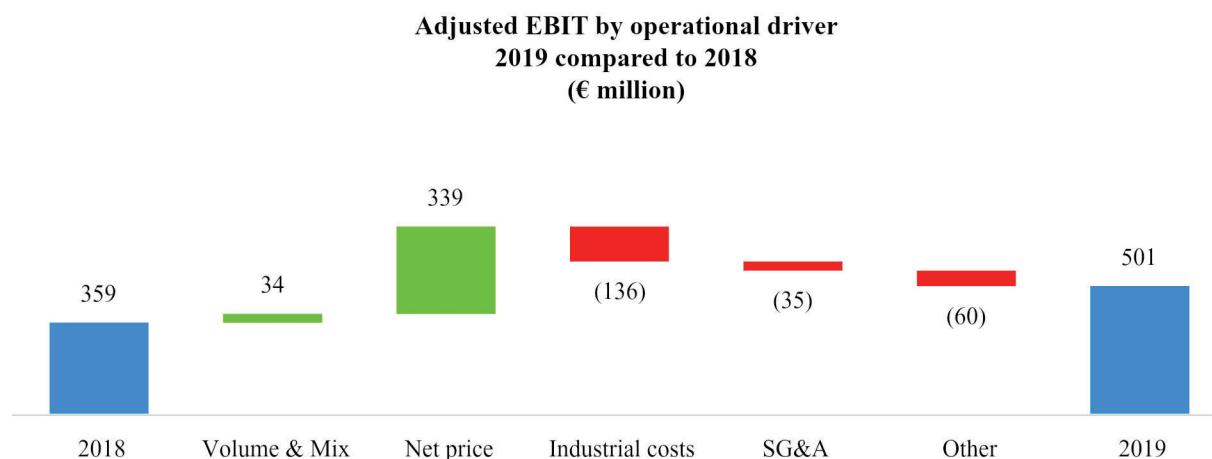
LATAM vehicle shipments in 2019 were in line compared to 2018, with increased volumes in Brazil offset by lower volumes in other markets, primarily Argentina due to continued market decline. Shipments reflected (i) an increase of 49 thousand units (+11 percent) in Brazil, more than offset by (ii) a decrease of 43 thousand units (-46 percent) in Argentina and (iii) a decrease of 14 thousand units (-34 percent) in other LATAM markets.

Net revenues

The increase in LATAM Net revenues in 2019 compared to 2018 was primarily due to positive net pricing, including recognition of Brazilian indirect tax credits, partially offset by negative foreign exchange effects.

Adjusted EBIT

The following chart reflects the change in LATAM Adjusted EBIT by operational driver for 2019 as compared to 2018:



The increase in LATAM Adjusted EBIT in 2019 compared to 2018 was primarily attributable to:

- higher Net revenues and industrial efficiencies.

These were partially offset by:

- purchasing cost inflation;
- higher import and export duties; and
- negative foreign exchange effects.

Amounts totaling €164 million for credits recognized in relation to a definitive favorable court decision in the COFINS over ICMS litigation in Brazil were excluded from Adjusted EBIT, consistent with the treatment of the related recognition of previous credits in 2018 and the reversal of an indirect tax liability in 2017. Refer to 22, *Other liabilities and Tax liabilities* in the Consolidated Financial Statements included elsewhere in this report.

APAC

	Years ended December 31,		Increase/(Decrease)	
			2019 vs. 2018	
	2019	2018	% Actual	% CER
Combined shipments (thousands of units)	149	209	(28.7)%	—
Consolidated shipments (thousands of units)	76	84	(9.5)%	—
Net revenues (€ million)	€ 2,814	€ 2,703	4.1 %	1.4%
Adjusted EBIT (€ million)	€ (36)	€ (296)	87.8 %	89.6%
Adjusted EBIT margin (%)	(1.3)%	(11.0)%	+970 bps	—

We locally produce and distribute the Jeep Cherokee, Renegade, Compass, Grand Commander and Commander PHEV through the 50% owned GAC FCA JV. The results of the GAC FCA JV are accounted for using the equity method, with recognition of our share of the net income of the joint venture in the line item “Result from investments” within the Consolidated Income Statement. We also produce the Jeep Compass through our joint operation with Fiat India Automobiles Private Limited (“FIAPL”) and we recognize our related interest in the joint operation on a line by line basis.

Shipments of our consolidated subsidiaries, which includes vehicles produced by FIAPL, are reported in both consolidated and combined shipments. Shipments of the GAC FCA JV joint venture are not included in consolidated shipments and are only in combined shipments.

Shipments

The decrease in combined shipments in 2019 compared to 2018 was due to lower GAC FCA JV volumes.

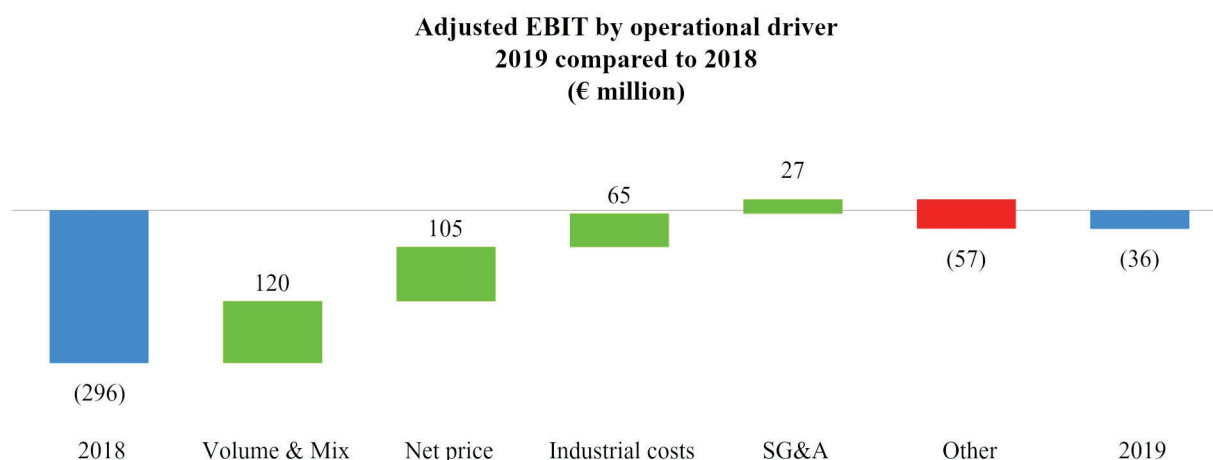
The decrease in consolidated shipments in 2019 compared to 2018 was primarily due to increased Jeep Wrangler volumes more than offset by lower volumes of other vehicles, primarily Jeep Compass and Alfa Romeo Stelvio.

Net revenues

The increase in APAC Net revenues in 2019 compared to 2018 was primarily due to favorable vehicle mix, positive net pricing due to reduced incentives, partially offset by lower volumes.

Adjusted EBIT

The following chart reflects the change in APAC Adjusted EBIT by operational driver for 2019 as compared to 2018;



The increase in APAC Adjusted EBIT in 2019 compared to 2018 was primarily attributable to:

- increased Net revenues; and
- lower industrial costs.

These were partially offset by:

- lower GAC FCA JV results, included within *Other*.

EMEA

	Years ended December 31,		Increase/(Decrease)	
			2019 vs. 2018	
	2019	2018	% Actual	% CER
Combined shipments (thousands of units)	1,272	1,380	(7.8)%	—
Consolidated shipments (thousands of units)	1,199	1,318	(9.0)%	—
Net revenues (€ million)	€ 20,571	€ 22,815	(9.8)%	(10.2)%
Adjusted EBIT (€ million)	€ (6)	€ 406	(101.5)%	(97.9)%
Adjusted EBIT margin (%)	— %	1.8%	-180 bps	—

Shipments

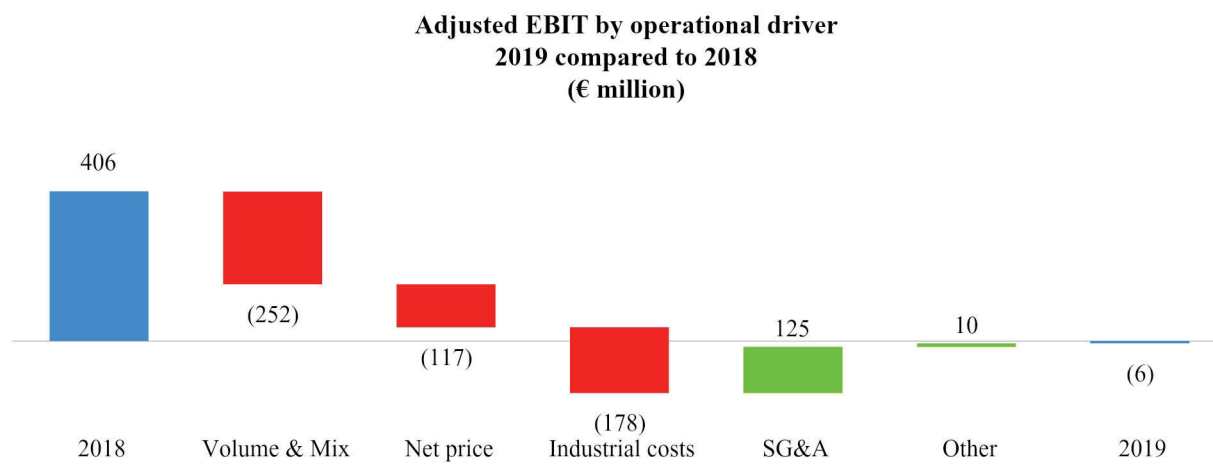
The decrease in EMEA combined and consolidated shipments in 2019 compared to 2018 was primarily attributable to sales channel actions and discontinuation of products. Consolidated shipments reflected (i) a decrease in passenger cars to 926 thousand units (-10 percent) and (ii) a decrease in shipments of LCVs to 273 thousand units (-5 percent).

Net revenues

The decrease in EMEA Net revenues in 2019 compared to 2018 was primarily attributable to €1.7 billion relating to lower volumes.

Adjusted EBIT

The following chart reflects the change in EMEA Adjusted EBIT by operational driver for 2019 as compared to 2018:



The decrease in EMEA Adjusted EBIT in 2019 compared to 2018 was primarily attributable to:

- lower volumes;
- higher incentives; and
- increased compliance and product costs.

These were partially offset by:

- reduced advertising costs;
- labor efficiencies resulting from restructuring actions; and
- favorable model and channel mix.

Maserati

	Years ended December 31,		Increase/(Decrease)	
			2019 vs. 2018	
	2019	2018	% Actual	% CER
Shipments (thousands of units)	19	35	(45.7)%	—
Net revenues (€ million)	€ 1,603	€ 2,663	(39.8)%	(41.0)%
Adjusted EBIT (€ million)	€ (199)	€ 151	(231.8)%	(231.8)%
Adjusted EBIT margin (%)	(12.4)%	5.7%	-1810 bps	—

Shipments

The decrease in Maserati shipments in 2019 compared to 2018 was primarily due to lower sales and planned dealer stock reductions. The decrease was mainly due to North America (-49 percent), China (-34 percent), as well as lower volumes in Europe (-47 percent).

Net revenues

The decrease in Maserati Net revenues in 2019 compared to 2018 was primarily due to lower volumes.

Adjusted EBIT

The decrease in Maserati Adjusted EBIT in 2019 compared to 2018 was primarily due to lower Net revenues, adjustments of residual values in the U.S during the second quarter and higher incentives related to accelerated transition to China 6, partially offset by favorable model and market mix.

Liquidity and Capital Resources

Liquidity Overview

We require significant liquidity in order to meet our obligations and fund our business. Short-term liquidity is required to purchase raw materials, parts and components for vehicle production, as well as to fund selling, administrative, research and development, and other expenses. In addition to our general working capital and operational needs, we expect to use significant amounts of cash for the following purposes: (i) capital expenditures to support our existing and future products, (ii) principal and interest payments under our financial obligations and (iii) pension and employee benefit payments. We make capital investments in the regions in which we operate primarily related to initiatives to introduce new products, including for electrification and autonomous driving, enhance manufacturing efficiency, improve capacity and for maintenance, and for regulatory and environmental compliance. Our capital expenditures in 2020 are expected to be approximately €9.5 billion, which we plan to fund primarily with cash generated from our operating activities, as well as with credit lines provided to certain of our Group entities.

Our business and results of operations depend on our ability to achieve certain minimum vehicle shipment volumes. As is typical for an automotive manufacturer, we have significant fixed costs and, as such, changes in our vehicle shipment volumes can have a significant effect on profitability and liquidity. We generally receive payment from dealers and distributors shortly after shipment, whereas there is a lag between the time we receive parts and materials from our suppliers and the time we are required to pay for them. Therefore, during periods of increasing vehicle shipments, there is generally a corresponding positive impact on our cash flow and liquidity. Conversely, during periods in which vehicle shipments decline, there is generally a corresponding negative impact on our cash flow and liquidity. Delays in shipments of vehicles, including delays in shipments in order to address quality issues, tend to negatively affect our cash flow and liquidity. In addition, the timing of our collections of receivables for export shipments of vehicles, fleet sales, as well as sales of powertrain systems and pre-assembled parts of vehicles tend to be longer due to different payment terms. Although we regularly enter into factoring transactions for such receivables in order to accelerate collections and transfer relevant risks to the factor, a change in vehicle shipment volumes may cause fluctuations in our working capital. The increased internationalization of our product portfolio may also affect our working capital requirements as there may be an increased requirement to ship vehicles to countries different from where they are produced. In addition, working capital can be affected by the trend and seasonality of shipments of vehicles with a buy-back commitment.

Management believes that the funds currently available, in addition to those funds that will be generated from operating and financing activities, will enable the Group to meet its obligations and fund its businesses including funding planned investments, working capital needs as well as fulfill its obligations to repay its debts in the ordinary course of business.

Fidis S.p.A., our 100 percent owned captive finance company, supports working capital needs in all regions at a Group level (including the Maserati segment), as well as selected Group suppliers, through the offering of receivable and payable financing activity (also known as factoring). In addition, Fidis S.p.A. provides financing to selected dealers in Italy.

Liquidity needs are met primarily through cash generated from operations, including the sale of vehicles, service and parts to dealers, distributors and other consumers worldwide.

The operating cash management and liquidity investment of the Group are coordinated with the objective of ensuring effective and efficient management of the Group's funds. The Group raises capital in the financial markets through various funding sources.

Certain notes issued by FCA and its treasury subsidiaries include covenants which may be affected by circumstances related to certain subsidiaries (including FCA Italy and FCA US); in particular, there are cross-default clauses which may accelerate repayments in the event that such subsidiaries fail to pay certain of their debt obligations.

Long-term liquidity requirements may involve some level of debt refinancing as outstanding debt becomes due or we are required to make principal payments. Although we believe that our current level of total available liquidity is sufficient to meet our short-term and long-term liquidity requirements, we regularly evaluate opportunities to improve our liquidity position in order to enhance financial flexibility and to achieve and maintain a liquidity and capital position consistent with that of other companies in our industry.

However, any actual or perceived limitations of our liquidity may limit the ability or willingness of counterparties, including dealers, consumers, suppliers, lenders and financial service providers, to do business with us, or require us to restrict additional amounts of cash to provide collateral security for our obligations. Our liquidity levels are subject to a number of risks and uncertainties, including those described in *Risk Factors*.

For additional information on distribution of profits, refer to *ADDITIONAL INFORMATION FOR NETHERLANDS CORPORATE GOVERNANCE - Dividends* and Note 26, *Equity* within the Consolidated Financial Statements included elsewhere in this report.

Available Liquidity

The following table summarizes our Available liquidity:

(€ million)	At December 31,	
	2019	2018
Cash, cash equivalents and current securities ⁽¹⁾	€ 15,494	€ 12,669
Undrawn committed credit lines	7,575	7,728
Cash, cash equivalents and current securities - included with Assets held for sale	17	728
Total Available liquidity⁽²⁾	€ 23,086	€ 21,125

(1) Current securities are comprised of short-term or marketable securities which represent temporary investments but do not satisfy all the requirements to be classified as cash equivalents as they may not be able to be readily converted into cash, or they are subject to significant risk of change in value (even if they are short-term in nature or marketable).

(2) The majority of our liquidity is available to our treasury operations in Europe and U.S.; however, liquidity is also available to certain subsidiaries which operate in other countries. Cash held in such countries may be subject to restrictions on transfer depending on the foreign jurisdictions in which these subsidiaries operate. Based on our review of such transfer restrictions in the countries in which we operate and maintain material cash balances, we do not believe such transfer restrictions had an adverse impact on the Group's ability to meet its liquidity requirements at the dates presented above.

Our Available liquidity is subject to intra-month and seasonal fluctuations resulting from business and collection payment cycles as well as to changes in foreign exchange conversion rates. Refer to the section — *Cash Flows* below for additional information regarding the change in cash and cash equivalents.

Our liquidity is principally denominated in U.S. Dollar and Euro. Out of the total €15.5 billion of cash, cash equivalents and current securities available at December 31, 2019 (€12.7 billion at December 31, 2018), €9.3 billion or 60.0 percent were denominated in U.S. Dollar (€7.8 billion, or 58.2 percent, at December 31, 2018) and €2.0 billion, or 12.9 percent, were denominated in Euro (€1.9 billion, or 14.2 percent, at December 31, 2018).

The €2.0 billion increase in total Available liquidity from December 31, 2018 to December 31, 2019 was primarily a result of the proceeds from the sale of Magneti Marelli of €5.8 billion, net of €0.4 billion cash held by Magneti Marelli at the time of the disposal, and €0.2 billion from positive foreign exchange translation differences, partially offset by €3.1 billion of dividends paid. Cash flows from operations of €10.5 billion were more than offset by capital expenditures of €8.4 billion and net repayments of debt of €2.7 billion. Refer to Note 29, *Explanatory notes to the Consolidated Statement of Cash Flows*, within our Consolidated Financial Statements included elsewhere in this report for additional information.

Refer to Note 21, *Debt* in the Consolidated Financial Statements included elsewhere in this report for further information regarding the Group's undrawn committed credit lines.

Cash Flows

Year ended December 31, 2019 compared to the year ended December 31, 2018

The following table summarizes the cash flows from operating, investing and financing activities for each of the years ended December 31, 2019 and 2018.

(€ million)	Years ended December 31,	
	2019 ⁽¹⁾	2018 ⁽¹⁾
Cash flows from operating activities - continuing operations	€ 10,770	€ 9,464
Cash flows (used in)/from operating activities - discontinued operations	(308)	484
Cash flows used in investing activities - continuing operations	(8,178)	(6,106)
Cash flows from investing activities - net cash proceeds, disposal of discontinued operations ⁽²⁾	5,348	—
Cash flows used in investing activities - discontinued operations	(155)	(632)
Cash flows used in financing activities - continuing operations	(6,152)	(2,695)
Cash flows from/(used in) financing activities - discontinued operations	325	(90)
Translation exchange differences	212	106
Total change in cash and cash equivalents	1,862	531
Cash and cash equivalents at beginning of the period	12,450	12,638
Add: Cash and cash equivalents at beginning of the period included within Assets held for sale	719	—
Total change in cash and cash equivalents	1,862	531
Less: Cash and cash equivalents at end of the period included within Assets held for sale ⁽³⁾	17	719
Cash and cash equivalents at end of the period	€ 15,014	€ 12,450

(1) Magneti Marelli operating results and cash flows were excluded from the Group's continuing operations and are presented as a single line item within the Consolidated Income Statements and Consolidated Statement of Cash Flows for the year ended December 31, 2019, 2018 and 2017 following the classification of Magneti Marelli as a discontinued operations for the year ended December 31, 2018. The assets and liabilities of Magneti Marelli have been classified as Assets held for sale and Liabilities held for sale within the Consolidated Statement of Financial Position at December 31, 2018. All amounts presented above exclude net intercompany amounts (received by)/paid by Magneti Marelli from/to the Group totaling €(200) million for the year ended December 31, 2019 (€(46) million for the year ended December 31, 2018) within operating activities, €(41) million for the year ended December 31, 2019 (€(35) million for the year ended December 31, 2018) within investing activities; and €405 million for the year ended December 31, 2019 (€(410) million for the year ended December 31, 2018) within financing activities.

(2) Included within Cash flows from investing activities - net cash proceeds, disposal of discontinued operations for the year ended December 31, 2019, is €5,348 million reflecting the aggregate cash flows arising from the disposal of Magneti Marelli through the completion of the sale transaction on May 2, 2019, consisting of €5,774 million cash consideration net of €426 million cash balances transferred.

(3) The assets and liabilities of the cast iron automotive components business of Teksid were classified as Assets held for sale and Liabilities held for sale within the Consolidated Statement of Financial Position at December 31, 2019. Refer to Note 3, Scope of consolidation within our Consolidated Financial Statements included elsewhere in this report.

Also, refer to our Consolidated Statement of Cash Flows and Note 29, *Explanatory notes to the Consolidated Statement of Cash Flows*, within our Consolidated Financial Statements included elsewhere in this report for additional information.

Industrial free cash flows

As described in *Non-GAAP Financial Measures*, Industrial free cash flows is management's key cash flow metric. The following table provides a reconciliation of Cash flows from operating activities, the most directly comparable measure included in our Consolidated Statement of Cash Flows, to Industrial free cash flows for the years ended December 31, 2019, 2018 and 2017. Except as otherwise noted, all amounts presented below exclude Magneti Marelli.

(€ million)	Years ended December 31,		
	2019	2018	2017
Cash flows from operating activities (including discontinued operations)	€ 10,462	€ 9,948	€ 10,385
Less: Cash flows from operating activities - discontinued operations	(308)	484	705
Cash flows from operating activities - continuing operations	10,770	9,464	9,680
Less: Operating activities not attributable to industrial activities	74	59	146
Less: Capital expenditures for industrial activities	8,383	5,389	8,102
Add: Net intercompany payments between continuing and discontinued operations	(200)	(46)	21
Add back: Discretionary pension contribution, net of tax	—	478	—
Industrial free cash flows	€ 2,113	€ 4,448	€ 1,453

Industrial free cash flows for the year ended December 31, 2019 decreased as compared to 2018, primarily due to higher capital expenditures as compared to 2018, partially offset by higher cash flows from operating activities.

Industrial free cash flows for the year ended December 31, 2018 increased as compared to 2017, primarily due to lower capital expenditures and improved cash flows from operating activities (excluding impacts from discretionary pension contributions).

Rating Agency updates

In May 2019, Moody's Investors Service raised the Corporate Family Rating on FCA NV from Ba2 to Ba1 and the rating on the bonds issued or guaranteed by FCA NV from Ba3 to Ba2. In November 2019, Moody's Investors Service affirmed those ratings and improved the outlook to positive from stable.

In November 2019, S&P Global Ratings placed FCA NV's long and short-term ratings (BB+/B) on CreditWatch with positive implications.

Refer to Note 21, *Debt* for further information regarding the Group's Capital Resources.

RISK MANAGEMENT

Risk Management

Our Approach

Risk management is an important business driver and is integral to the achievement of the Group's long-term business plan. We take an integrated approach to risk management, where risk and opportunity assessment are at the core of the leadership team agenda. Our success as an organization depends on our ability to identify and capitalize on the opportunities generated by our business and the markets in which we compete. By managing the associated risks, we strive to achieve a balance between our goals of growth and return and the related risks.

Risk Management Framework

The Group's risk management framework (the "Framework") is based on the COSO Framework (Committee of Sponsoring Organizations of the Treadway Commission Report - Enterprise Risk Management model) and the principles of the Dutch Corporate Governance Code. The Framework consists of a set of policies, procedures and organizational structures aimed at identifying, measuring, managing and monitoring the principal risks to which the Company is exposed. The Framework is integrated within the Company's organization and corporate governance and supports the protection of corporate assets, the efficiency and effectiveness of business processes, the reliability of financial information and compliance with laws and regulations.

The Framework consists of the following three levels of oversight:

Level 1	Operating areas, which identify and assess risks as well as establish specific actions for the management of risks
Level 2	Specific individuals identified as risk owners, which define methodologies and tools for both monitoring and managing risks
Level 3	Enterprise risk management ("ERM") functions, which support the monitoring of our risks and manage discussions of our risks at the Group level

In addition to the three levels of control, the results of the ERM process are part of the risk assessment of Group Internal Audit in defining its audit plan and accordingly, specific audits are planned for global enterprise risk management ("ERM") significant risks.

Appetite for Significant Risk

We align our risk appetite to our business plan. Risk boundaries are set through our strategy, Code of Conduct, budgets and policies. We have established risk management committees which are responsible for supporting risk governance in their respective region/sector. A Global Risk Management Committee ("GRMC") was established to promote a culture of proactive risk monitoring and management by the relevant risk owners throughout the Group. The GRMC is chaired by the Group CFO and other members are representatives from the legal, risk management, internal audit functions and from business operations. The mission of the GRMC is to provide broad process oversight and to facilitate our integrated risk assessment process. Responsibilities include:

- Providing guidance to the ERM program.
- Reviewing the results of the annual Enterprise Risk Assessment ("ERA").
- Identifying risks to be discussed at the Group level (GEC and/or Group Product Committee).
- Assisting in the development of the Company's risk appetite and risk tolerance, which support disclosures required in our European Union Annual Report (Annual Report).

- Reviewing risk management disclosure in the Annual Report.
- Reviewing the design of the Group’s risk management functions, including reporting lines of authority, communications and control functions to ensure they are appropriate.

In addition, we utilize the operational focus of our existing Product (Group and Regional) and Commercial Committees to support risk governance. The Product Committees oversee capital investment, engineering and product development, while the Commercial Committee oversees matters related to sales and marketing. Both committees include executive managers from each of the Companies’ brands, all of whom also have separate functional responsibilities across all the brands. Through our integrated approach our various committees support our Group Executive Council, CFO, CEO and Board of Directors (through the Audit Committee) with risk oversight. Our risk appetite differs by risk category as shown below.

Risk category	Category description	Risk appetite
<i>Strategic</i>	Risk that may arise from the pursuit of FCA’s business plan, from strategic changes in the business environment, and/or from adverse strategic business decisions.	We are prepared to take risks in a responsible way that takes our stakeholders’ interests into account and are consistent with our business plan.
<i>Operational</i>	Risk relating to internal processes, people and systems or external events (including legal and reputational risks).	We look to mitigate operational risks to the maximum extent based on cost/benefit considerations.
<i>Financial</i>	Risk relating to uncertainty of return and the potential for financial loss due to financial performance.	We seek capital market and other transactions to strengthen our financial position while allowing us to finance our operations on a consolidated global basis.
<i>Compliance</i>	Risk of non-compliance with relevant regulations and laws, internal policies and procedures.	We hold ourselves, as well as our employees, responsible for acting with honesty, integrity and respect, including complying with our Code of Conduct, applicable laws and regulations everywhere we do business.

Significant risks identified and control measures taken

On an annual basis, an enterprise risk assessment is performed, beginning with our operating segments. Risks identified to have high or medium-high residual risk rating within our Group are considered significant risks. Results of the assessment are consolidated into a Group report for review and validation with the GRMC and Group CEO. In addition, the most significant risks to the Group are discussed with the GEC to support the monitoring of these risks along with the respective mitigation efforts. Once validated, results are discussed with the Audit Committee, assisting the Board of Directors in their responsibility for strategic oversight of risk management activities.

Each key global focus risk has been classified by risk categories and control measures and mitigating actions are subsequently defined for each identified risk. The risks, control measures and mitigating actions presented below are not all-inclusive. The sequence in which these risks and mitigating actions are presented does not reflect any order or of importance, likelihood or materiality.

Risk Category	Key Global Risk Description	Control / Mitigating Actions
Compliance	<p>Regulatory Compliance</p> <p>Our ability to manage the impact of regulatory compliance with vehicle fuel economy (“FE”), greenhouse gas (“GHG”) and zero emission vehicle (“ZEV”) requirements.</p>	<p>Group Product Committee (“GPC”) manages approval for investments in FE/ GHG/ZEV related compliance ensures governance of program timing and monitors compliance impact related to changes in the long-range plan. Continued reduction of CO2 emissions is achieved through a combination of technologies aligned to the vehicle mix, consumer needs and regulatory framework in each market.</p> <p>Central coordination and oversight of internal checks and conformity activities under senior management to promote consistency in approach and process across our operations.</p> <p>The FCA Code of Conduct clearly and affirmatively requires employees to report issues of non-compliance, in addition, the “Leave No Doubt” program encourages employees, contractors, suppliers and dealers to report any issue which may concern vehicle safety, emissions or regulatory compliance.</p> <p>FCA continuously works to improve on emission compliance tools and implements these tools throughout the organization as appropriate.</p>
Operational	<p>Customer Satisfaction</p> <p>Our ability to produce vehicles to meet product quality standards, gain market acceptance and satisfy customer expectations.</p>	<p>Quality and customer satisfaction performance improvement metrics monitored at GEC and Product Committee meetings.</p> <p>World Class Manufacturing (“WCM”) principles deployed throughout our manufacturing operations, foster a manufacturing culture that targets improved safety, quality and efficiency.</p> <p>Quality considerations ranging from customer expectations to functional requirements are analyzed from the earliest stages of design. A cross-functional initiative within FCA focuses on managing risks and implementing solutions for new vehicles. The program helps identify and avoid potential issues earlier in the vehicle development process and makes implementing solutions more cost effective.</p>
Operational	<p>Corporate Cybersecurity</p> <p>Our ability to protect our systems globally against a security incident or system failure that may lead to a significant business disruption, loss of confidential information, or breach of data privacy resulting in financial and/ or reputational damage.</p>	<p>FCA’s dedicated cyber risk insurance coverage is designed on the basis of a comprehensive and thorough analysis of:</p> <ul style="list-style-type: none"> • the threats of exposure of vital company assets, including the information that must be protected and at which level • policies and procedures in place to reduce the risk of attack in the event of a security breach • plans and procedures in place to neutralize threats and remedy security issues.
Operational	<p>Interruption of Critical Supplies and Supplier Quality</p> <p>Our ability to manage our critical supplies to ensure alignment with required expectations, needs and quality standards and prevent interruption resulting in production blockages.</p>	<p>Active monitoring of the financial health of suppliers to mitigate disruption due to financial distress of companies in our supply chain.</p> <p>Monitoring political, environmental and economic events, globally, to anticipate or identify events that could lead to supply chain disruption so that mitigating action can be taken.</p>
Operational / Strategic	<p>Talent Management - Attraction, Development & Retention of Critical Resources</p> <p>Our ability to globally manage all aspects of Talent Management - including attraction, development and retention to facilitate internal benchmarking and improvement in order to meet current and future needs.</p>	<p>Convergence of key HR talent management processes, metrics, and reporting, along with adding global HR process oversight and governance, has been initiated in 2019 and included:</p> <ul style="list-style-type: none"> • Organizational restructuring to reinforce the global governance of Talent Management programs • Consolidation of standardized retention/attrition metrics and reporting, including global views by function with internal and external benchmarks • Monitoring of specific KPIs for key position succession planning and talent development. • Periodic updates provided to the GEC • Development of a consistent employer value proposition for use by each region in attracting talent • Deployment of Regional best practice sharing and integration methodology

Risk Category	Key Global Risk Description	Control / Mitigating Actions
Strategic	<p>Technology Development and Product Launch</p> <p>Our ability to develop and launch products with new technologies (e.g., electrification and propulsion, autonomous driving and connected vehicles) to meet regulatory requirements and customer expectations.</p>	<p>GEC and Product Committees' reviews of product plans and commercialization strategies in order to define investment needs in the near and long-term.</p> <p>Regular monitoring at the GEC enforced the review of new technologies, their applications in line with the product launch status and cadence, as well as what is required to successfully execute the programs.</p> <p>Collaborative efforts with strategic partnerships allow leveraging of capabilities and resources to achieve synergies and economies of scale needed to advance technology applications.</p>
Strategic	<p>Product Portfolio & Technology Strategies</p> <p>Our ability to create a product portfolio that supports achievement of strategic objectives, including completeness of product range and technological content.</p>	<p>GEC and Product Committees' reviews of product plans and commercialization strategies in order to define investment needs in the near and long-term.</p> <p>Partnerships with major technology players to share resources, including data for validation and reliability testing, as well as underlying investments.</p>
Strategic	<p>Commercial Policies (Pricing)</p> <p>Our ability to manage volume, price and market mix to ensure competitive pricing consistent with competitors' achievements and internal targets.</p>	<p>Sales and marketing (including pricing) is monitored by the Commercial Committees.</p>

Control measures and comprehensive mitigation actions listed above for key global risks were monitored throughout the year by the Risk Management Committees in our regions and business sectors to ensure that these are relevant and sufficient. As needed, control measures and mitigation actions are enhanced to ensure risks are appropriately addressed. We believe this approach allows us to address risk on a timely basis and ensure effectiveness of the control measures taken.

Current or planned improvements in the overall risk management system

We continue to engage the business in key risk areas, benchmark our processes with peer companies and explore opportunities for improvement, in order to strengthen and improve our ERM Governance, monitor risks in a more predictive way and evaluate remediation plans. In an effort to escalate risk awareness, we have facilitated focused risk discussions at the Group level in 2019, to reduce our company risk exposure and enhance our risk response. We also upgraded our current Governance, Risk management and Compliance tool to include the ERM module, to further improve efficiency, enhance our risk monitoring and reporting, and capture additional criteria related to our enterprise risks. Several risk workshops were held with second line risk functions in an effort to achieve synergies through integration and method sharing.

One of the results of this increased integration was reflected in the inclusion of sustainability-related topics, as disclosed in the materiality diagram, in the ERM risk assessment discussion, driving to an alignment with the global focus risks for the Group.

We will continue engaging the business in reviewing our management and monitoring activities for key risks throughout the Group in the upcoming year. As we continue to evolve our Group ERM program, we will strive to identify best practices and refine our processes to identify and escalate risk developments.

Further information regarding the risks we face, and the potential impact on results or financial position, are described in *Risk Factors* below.

CORPORATE GOVERNANCE

CORPORATE GOVERNANCE

Introduction

Fiat Chrysler Automobiles N.V. is a public company with limited liability, incorporated and organized under the laws of the Netherlands, which resulted from the cross-border merger of Fiat S.p.A. with and into Fiat Investments N.V. (“Fiat Investments”), renamed Fiat Chrysler Automobiles N.V. upon effectiveness of the merger on October 12, 2014 (the “2014 Merger”). The Company qualifies as a foreign private issuer under the New York Stock Exchange (“NYSE”) listing standards and its common shares are listed on the NYSE and on the *Mercato Telematico Azionario* managed by Borsa Italiana S.p.A (“MTA”).

In accordance with the NYSE Listed Company Manual, the Company is permitted to follow home country practice with regard to certain corporate governance standards. The Company has adopted, except as discussed below, the best practice provisions of the revised Dutch corporate governance code issued by the Dutch Corporate Governance Code Committee, which entered into force on January 1, 2018 (the “Dutch Corporate Governance Code”) and was applicable as from the financial year starting January 1, 2017. The Dutch Corporate Governance Code contains principles and best practice provisions that regulate relations inter alia between the board of directors of a company and its committees and its relationship with the general meeting of shareholders.

In this report, the Company addresses its overall corporate governance structure. The Company discloses, and intends to disclose, any material departure from the best practice provisions of the Dutch Corporate Governance Code in its current and future annual reports.

Corporate Offices and Home Member State

The Company is incorporated under the laws of the Netherlands. It has its corporate seat (*statutaire zetel*) in Amsterdam, the Netherlands, and the place of effective management of the Company is in the United Kingdom.

The business address of the Board of Directors and the senior managers is 25 St. James’s Street, SW1A1HA London, United Kingdom.

The Company is registered at the Dutch trade register under number 60372958 and at Companies House in the United Kingdom under file number FC031853.

The Netherlands is FCA’s home member state for the purposes of the EU Transparency Directive (Directive 2004/109/EC, as amended).

Pursuant to Article 3 of the Company’s articles of association (the “Articles of Association”), the objects for which the Company is established are to carry on, either directly or through wholly or partially-owned companies and entities, activities relating in whole or in any part to passenger and commercial vehicles, transport, mechanical engineering, energy, engines, capital machinery and equipment and relation goods and propulsion, as well as any other manufacturing, commercial, financial or service activity.

Board of Directors

Pursuant to the Company’s Articles of Association, its board of directors (the “Board of Directors”) may have three or more directors (the “Directors”). At the annual general meeting of shareholders held on April 12, 2019, the number of the Directors was confirmed at twelve, Mr. Palmer was appointed as an additional executive director, while the non-executive director Ms. Simmons decided not to stand for another election. The current slate of Directors was elected on April 12, 2019. The term of office of the current Directors will expire following the Company’s 2020 annual general meeting of shareholders at which time the Company’s shareholders are expected to re-elect the Directors for a term of approximately one year expiring at the time of the Company’s 2021 annual general meeting of shareholders. Each Director may be re-appointed at any subsequent general meeting of shareholders.

The Board of Directors as a whole is responsible for the strategy of the Company. The Board of Directors is composed of three executive Directors (i.e., the Chairman, the Chief Executive Officer and the Chief Financial Officer), having responsibility for the day-to-day management of the Company and nine non-executive Directors, who do not have such day-to-day responsibility within the Company or the Group. Pursuant to Article 17 of the Articles of Association, the general authority to represent the Company shall be vested in the Board of Directors and the CEO.

On certain key industrial matters, the CEO is supported by the GEC, which is responsible for executing the decisions of the CEO and Board of Directors and the day-to-day management of the Company, primarily to the extent it relates to its operational management, including reviewing the operating performance of the businesses and collaborating on certain operational matters.

Set forth below are the names, year of birth and position of each of the persons currently serving as directors of FCA. The business address of each person listed below is c/o FCA, 25 St. James's Street, London SW1A 1HA, United Kingdom. The term of office of the Board of Directors will expire on the next Shareholders' meeting, currently scheduled on April 16, 2020.

Name	Year of Birth	Position
John Elkann	1976	executive director
Michael Manley	1964	executive director
Richard K. Palmer	1966	executive director
John Abbott	1960	non-executive director
Andrea Agnelli	1975	non-executive director
Tiberto Brandolini d'Adda	1948	non-executive director
Glenn Earle	1958	non-executive director
Valerie A. Mars	1959	non-executive director
Ronald L. Thompson	1949	non-executive director
Michelangelo A. Volpi	1966	non-executive director
Patience Wheatcroft	1951	non-executive director
Ermenegildo Zegna	1955	non-executive director

We have determined that the following seven of our twelve Board of Directors members qualify as independent for purposes of NYSE rules, Rule 10A-3 of the Securities Exchange Act of 1934, as amended (the "Exchange Act") and the Dutch Corporate Governance Code: John Abbott; Glenn Earle; Valerie A. Mars; Ronald L. Thompson; Michelangelo A. Volpi; Patience Wheatcroft and Ermenegildo Zegna. The Board of Directors has also appointed Mr. Ronald L. Thompson as Senior Non-Executive Director in accordance with Section 2.1.9. of the Dutch Corporate Governance Code.

Directors are expected to prepare themselves for and to attend all Board of Directors meetings, the annual general meeting of shareholders and the meetings of the committees on which they serve, with the understanding that, on occasion, a Director may be unable to attend a meeting.

During 2019, there were 18 meetings of the Board of Directors. The average attendance at those meetings was approximately 89.81 percent.

Summary biographies for the current Directors of FCA are included below:

John Elkann (executive director) - John Elkann is Chairman of FCA. He was appointed Chairman of Fiat S.p.A. on April 21, 2010 where he previously served as Vice Chairman beginning in 2004 and as a board member from 1997 and he became Chairman of FCA on October 12, 2014. Mr. Elkann is also Chairman and Chief Executive Officer of Exor N.V. and Chairman of Giovanni Agnelli B.V.

Born in New York in 1976, Mr. Elkann obtained a scientific baccalaureate from the Lycée Victor Duruy in Paris, and graduated in Engineering from Politecnico, the Engineering University of Turin (Italy). While at university, he gained work experience in various companies of the Group in the UK and Poland (manufacturing) as well as in France (sales and marketing). He started his professional career in 2001 at General Electric as a member of the Corporate Audit Staff, with assignments in Asia, the U.S. and Europe. Mr. Elkann is Chairman of Ferrari N.V. and Ferrari S.p.A., Vice Chairman of GEDI Gruppo Editoriale S.p.A. and a board member of PartnerRe Ltd and of The Economist Group. Mr. Elkann is a member of the Board of Trustees and of the Nominating Committee of the Museum of Modern Art (MoMA). He also serves as Chairman of the Giovanni Agnelli Foundation.

Michael Manley (executive director) - Born in Edenbridge (UK) in 1964, Michael Manley was appointed Chief Executive Officer of Fiat Chrysler Automobiles N.V. on July 21, 2018. In addition, he also served as ad interim Chief Operating Officer for the EMEA region from July to September 2018 and Chief Operating Officer for the North America region from October 2018 to December 2018. Mr. Manley's appointment as Executive Director of FCA was formalized in the extraordinary meeting of shareholders held on September 7, 2018.

Previously, Mr. Manley has served as Head of Jeep brand, Head of Ram brand and Chief Operating Officer for the APAC region. He was also the lead Chrysler Group executive for the international activities of Chrysler outside of North America, where he was responsible for implementing the co-operation agreements for distribution of Chrysler Group products through Fiat's international distribution network.

Prior to those roles, Mr. Manley was Executive Vice President - International Sales and Global Product Planning Operations. Appointed to this position in December 2008, he was responsible for product planning and all sales activities outside North America.

Mr. Manley joined DaimlerChrysler in 2000 as Director - Network Development, DaimlerChrysler United Kingdom, Ltd., bringing with him extensive experience in the international automobile business at the distributor level.

He holds a Master of Business Administration from Ashridge Management College in Ashridge, England, and a Bachelor of Science in engineering from Southbank University in London, England.

Richard K. Palmer (executive director) - Richard K. Palmer was appointed Chief Financial Officer and a member of the GEC in September 2011. He was also named Head of Business Development in July 2018. On April 12, 2019 he was appointed to the Board of Directors of FCA as an executive member. Previously he also served as Chief Operating Officer Systems and Castings. In his current role, Mr. Palmer is responsible for all financial activities of the Group including control, treasury and tax. Mr. Palmer was Chief Financial Officer of FCA US from June 2009 until 2017. Mr. Palmer joined FCA US from the former Fiat Group Automobiles, where he held the position of Chief Financial Officer beginning in December 2006. In 2003, he joined the Group as Chief Financial Officer of Comau, and in 2005, moved to Iveco in the same role.

Prior to that appointment, he was Finance Manager for several business units at General Electric Oil and Gas. Mr. Palmer spent the first years of his career in audit with Price Waterhouse and later with United Technologies Corporation. Mr. Palmer served as a member of the Board of Directors of R.R. Donnelley & Sons Company from 2013 to September 2016. From October 2016 to September 2019, Mr. Palmer served as member of the Board of Directors of LSC Communications, Inc., which was spun off from R.R. Donnelly and Sons Company.

Mr. Palmer is a Chartered Accountant and member of ICAEW (UK) and holds a Bachelor of Science degree in Microbiology from the University of Warwick (UK). Mr. Palmer was born in Keynsham, England in 1966.

John Abbott (non-executive director) - Born in Nottingham (UK) in 1960, John Abbott was the Downstream Director and a member of the Executive Committee of Royal Dutch Shell plc from October 2013 until December 31, 2019. Based in London, he had Global accountability for, inter alia, manufacturing, chemicals, trading & supply, and marketing.

Mr. Abbott was also a Supervisory Board Member of Raizen, a Shell-Cosan joint venture which owns and operates sugar, ethanol and fuels sales and marketing operations in Brazil.

Since joining Shell in 1981, he has worked in the UK, Singapore, Thailand, the Netherlands, Canada, and the USA, predominantly in the areas of Global Manufacturing and Supply, Trading and Distribution. In 1994, he was seconded to the British Government on a brief assignment to work in the Central Policy and Planning Unit of what was then the Department of the Environment.

In 2006, Mr. Abbott became Vice President Manufacturing Excellence and Support, based in Houston, Texas (USA). Two years later, he became Executive Vice President of Shell's Upstream Americas Heavy Oil business, based in Calgary, Canada.

In 2012, he was appointed Executive Vice President of Global Manufacturing and led a team of 30,000 employees and contractors based at around 30 refineries and chemical sites worldwide.

Mr. Abbott is a mentor in the FTSE 100 cross-company mentoring foundation and Executive Director for Shell's Asian talent council.

He graduated from Birmingham University, UK, with a first-class honors degree in Chemical Engineering. He is a Fellow of the Institution of Chemical Engineers, as well as a chartered engineer and chartered scientist.

Mr. Abbott was appointed to the Board of Directors on April 13, 2018

Andrea Agnelli (non-executive director) - Andrea Agnelli has been Chairman of Juventus Football Club S.p.A. since May 2010 and is also Chairman of Lamse S.p.A., a holding company of which he is a founding shareholder since 2007. Born in Turin in 1975, he studied at Oxford (St. Clare's International College) and Milan (Università Commerciale Luigi Bocconi). While at university, he gained professional experience both in Italy and abroad, including positions at: Iveco-Ford in London; Piaggio in Milan; Auchan Hypermarket in Lille; Schroder Salomon Smith Barney in London; and, finally, Juventus Football Club S.p.A. in Turin.

Mr. Agnelli began his professional career in 1999 at Ferrari Idea in Lugano, where he was responsible for promoting and developing the Ferrari brand in non-automotive areas. In November 2000, he moved to Paris and assumed responsibility for marketing at Uni Invest SA, a Banque San Paolo company specialized in managed investment products. Mr. Agnelli worked at Philip Morris International in Lausanne from 2001 to 2004, where he initially had responsibility for marketing and sponsorships and, subsequently, corporate communication. In 2005, Mr. Agnelli returned to Turin to work in strategic development for IFIL Investments S.p.A. (now Exor N.V.) and he joined the Board of Directors of IFI S.p.A. (now Exor N.V.) in May 2006.

Mr. Agnelli is a general partner of Giovanni Agnelli B.V. and a member of the advisory board of BlueGem Capital Partners LLP. Since March 2017 he is the President of "Fondazione del Piemonte per l'Oncologia". He has also been a member of the European Club Association's executive board since 2012 and Chairman since 2017. From 2014 to 2017, he has served as a board member of the Serie A National League of Professionals and as board member of the Foundation for the General Mutuality in Professional Team Sports. In September 2015, he was appointed to the UEFA Executive Committee as an ECA representative.

Mr. Agnelli was appointed to the Board of Directors of Fiat S.p.A. on May 30, 2004 and became a member of the Board of Directors on October 12, 2014.

Tiberto Brandolini d'Adda (non-executive director) - Born in Lausanne (Switzerland) in 1948, Tiberto Brandolini d'Adda is a graduate in commercial law from the University of Parma. From 1972 to 1974, Mr. Brandolini d'Adda gained his initial work experience in the international department of Fiat S.p.A. and then at Lazard Bank in London. In 1975, he was appointed assistant to the Director General for Enterprise Policy at the European Economic Commission in Brussels. He joined Ifint in 1976 as General Manager for France. In 1985, he was appointed General Manager for Europe and then, in 1993, Managing Director of Exor Group (formerly Ifint) where he also served as Vice Chairman from 2003 until 2007. He has extensive international experience as a main Board Director of several companies, including: Le Continent, Bolloré Investissement, Société Foncière Lyonnaise, Safic-Alcan and Chateau Margaux.

Mr. Brandolini d'Adda served as Director and then, from 1997 to 2003, as Chairman of the conseil de surveillance of Club Méditerranée. He served as Vice Chairman of Exor S.p.A. (now Exor N.V.), formed through the merger between IFI and IFIL Investments, from 2009 to May 2015. He was Chairman of Exor S.A. (Luxembourg) from 2007 until September 2017. In May 2004, he was appointed Chairman of the conseil de surveillance of Worms & Cie, where he had served as Deputy Chairman since 2000. In May 2005, he became Chairman and Chief Executive Officer of Sequana Capital (formerly Worms & Cie), then Chairman of the Board of Sequana from 2007 until 2013. He has been a member of the Board of Vittoria Assicurazioni S.p.A. from 2004 until 2010. He has also been a member of the Board of Société Générale de Surveillance S.A. (SGS) from 2005 to 2013. Mr. Brandolini d'Adda currently serves as an independent member of the Board of Directors of YAFA S.p.A. In addition, from 2015 to December 2019, he has been an independent Board member of LumX Asset Management (Suisse) S.A. (formerly Gottex Fund Management Holdings Limited). He is a Director of Giovanni Agnelli B.V. Mr. Brandolini d'Adda is Officier de la Légion d'Honneur.

Mr. Brandolini d'Adda was appointed to the Board of Directors of Fiat S.p.A. on May 30, 2004 and became a member of the Board of Directors on October 12, 2014.

Glenn Earle (non-executive director) - Born in Douglas, Isle of Man in 1958, Glenn Earle is the Head of EMEA for Ardea Partners International LLP, a private investment banking advisory firm. He is also a member of the Board of Directors of Affiliated Managers Group, Inc., Deputy Chairman of educational charity Teach First and Chair of The Young Vic. Mr. Earle retired in December 2011 from Goldman Sachs International, where he was most recently a Managing Director and the Chief Operating Officer. Mr. Earle was also Chief Executive of Goldman Sachs International Bank and his other responsibilities included co-Chairmanship of the firm's Global Commitments and Capital Committees and membership of the Goldman Sachs International Executive Committee. He previously worked at Goldman Sachs in various roles in New York, Frankfurt and London from 1987, becoming a Partner in 1996. From 1979 to 1985, he worked in the Latin America department at Grindlays Bank/ANZ in London and New York, leaving as a Vice President.

Mr. Earle is a graduate of Emmanuel College, Cambridge and of Harvard Business School, where he earned a Master of Business Administration with High Distinction and was a Baker Scholar and Loeb, Rhoades Fellow. His other activities include membership of The Higher Education Commission and the Advisory Board of the Sutton Trust. His previous responsibilities include membership of the Board of Trustees of the Goldman Sachs Foundation and of the Ministerial Task Force for Gifted and Talented Youth, Chairmanship of the Advisory Board of Cambridge University Judge Business School, Vice Chairman of Rothesay Life Group, Trustee and Director of The Royal National Theatre and member of the Advisory Committee of Hayfin Capital Management LLP.

Mr. Earle was appointed to the Board of Directors of Fiat S.p.A. in June 2014 and became a member of the Board of Directors on October 12, 2014.

Valerie A. Mars (non-executive director) - Born in New York in 1959. Valerie Mars serves as Senior Vice President & Head of Corporate Development for Mars, Incorporated, a diversified food business, operating in over 120 countries and one of the largest privately held companies in the world. In this position, she focuses on acquisitions, joint ventures and divestitures for the company. She served on the Mars, Incorporated Audit Committee and Remuneration Committee and is a member of the board of Royal Canin. In March 2018, Ms. Mars was elected to the board of Ahlstrom-Munksjo, a Finnish/Swedish listed specialty paper business.

Additionally, Ms. Mars is a member of the Rabobank North America Advisory Board. She served on the board of Celebrity Inc., a NASDAQ listed company, from 1994 to September 2000. Previously, Ms. Mars was the Director of Corporate Development for Masterfoods Europe. Her European work experience began in 1996 when she became General Manager of Masterfoods Czech and Slovak Republics. Prior to joining Mars, Incorporated, Ms. Mars was a controller with Whitman Heffernan Rhein, a boutique investment company. She began her career with Manufacturers Hanover Trust Company as a training program participant and rose to Assistant Secretary. Ms. Mars is involved in a number of community and educational organizations and currently serves on the Board of Conservation International, where she chairs the Audit Committee. She is also Director Emeritus of The Open Space Institute.

Ms. Mars holds a Bachelor of Arts degree from Yale University and a Master of Business Administration from the Columbia Business School.

Ms. Mars was appointed to the Board of Directors on October 12, 2014.

Ronald L. Thompson (non-executive director) - Born in Detroit (Michigan, USA) in 1949, Ronald L. Thompson served on the Board of Directors of FCA US from 2009 to 2014. Mr. Thompson is currently chairman of the board of trustees for Teachers Insurance and Annuity Association (TIAA), a for-profit life insurance company that serves the retirement and financial needs of faculty and employees of colleges and universities, hospitals, cultural institutions and other nonprofit organizations. He also serves on the Board of Trustees for Washington University in St. Louis, Missouri, on the Board of Trustees of the Medical University of South Carolina Foundation, and as a member of the Advisory Board of Plymouth Venture Partners Fund.

Mr. Thompson was previously the Chief Executive Officer and Chairman of Midwest Stamping Company of Maumee, Ohio, a manufacturer of medium and heavy gauge metal components for the automotive market. He sold the company in late 2005. Mr. Thompson has served on the boards of many different companies including Commerce Bank of St. Louis, GR Group (U.S.), Illinova Corporation, Interstate Bakeries Corporation, McDonnell Douglas Corporation, Midwest Stamping Company, Ralston Purina Company and Ryerson Tull, Inc. He was also a member of the Board of Directors of the National Association of Manufacturers. He was Chairman and Chief Executive Officer at GR Group, General Manager at Puget Sound Pet Supply Company and Chairman and Chief Executive Officer at Evaluation Technologies. Mr. Thompson has served on the faculties of Old Dominion University, Virginia State University and the University of Michigan.

Mr. Thompson holds a Ph.D. and a Master of Science in Agricultural Economics from Michigan State University and a Bachelor of Business Administration from the University of Michigan.

Mr. Thompson was appointed Senior Non-Executive Director on October 12, 2014.

Michelangelo A. Volpi (non-executive director) - Born in Milan (Italy) in 1966, Michelangelo Volpi has been a partner at Index Ventures since 2009. He is focused on investments in the enterprise software infrastructure and consumer Internet sectors. Mr. Volpi led the investment by Index Ventures in Pure Storage (PSTG), Cloud.com (CTRX) and StorSimple (MSFT) and is currently a director of Sonos, Wealthfront, Lookout, Elastic, Confluent, Blue Bottle Coffee, Slack, Zuora and Starburst Data Inc. Mr. Volpi also served as an independent member of the board of Exor N.V. until May 29, 2018.

Mr. Volpi performed in various executive roles for 13 years at Cisco Systems from 1994. He served as the company's Chief Strategy Officer, where he was responsible for Cisco's corporate strategy as well as business development, strategic alliances, advanced Internet projects, legal services, and government affairs. During this tenure, Mr. Volpi was instrumental in the creation of the company's acquisition and investment strategies, as Cisco acquired more than 70 companies during his tenure. He then became Senior Vice President & General Manager of the Routing and Service Provider Technology Group, where he led Cisco's business for the Service Provider market, and was also responsible for all of Cisco's routing products. Mr. Volpi began his career as a product development engineer at Hewlett Packard's Optoelectronics Division. Prior to Index, he was the CEO of Joost - an innovator in the field of premium video services delivered over the Internet.

Mr. Volpi has a B.S. in Mechanical Engineering and an M.S. in Manufacturing Systems Engineering from Stanford University, and an M.B.A. from the Stanford Graduate School of Business. He is a trustee of The Castilleja School in Palo Alto, CA and was a trustee of the Stanford Business School Trust until 2017.

Mr. Volpi was appointed to the Board of Directors on April 14, 2017.

Patience Wheatcroft (non-executive director) - Born in Chesterfield (United Kingdom) in 1951, Patience Wheatcroft is a British national and graduate in law from the University of Birmingham. She is also a member of the House of Lords since 2011 and a financial commentator and journalist. Ms. Wheatcroft currently serves as Non-executive Director of the wealth management company St. James's Place PLC. Ms. Wheatcroft has a broad range of experience in the media and corporate world with past positions at the Wall Street Journal Europe, where she was Editor-in-Chief, The Sunday Telegraph, The Times, Mail on Sunday, as well as serving as Non-executive Director of Barclays Group PLC and Shaftesbury PLC.

Ms. Wheatcroft served on the Board of Trustees of the British Museum, until 2018.

Ms. Wheatcroft was appointed to the Board of Directors of Fiat S.p.A. in April 2012 and became a member of the Board of Directors on October 12, 2014.

Ermenegildo Zegna (non-executive director) - Born in Turin (Italy) in 1955, Ermenegildo Zegna has been Chief Executive Officer of the Ermenegildo Zegna Group since 1997, having served on the board since 1989. Previously, he held senior executive positions within the Zegna Group including in the U.S., after a retail experience at Bloomingdale's, New York. He is also a member of the boards of Tom Ford International, Camera Nazionale della Moda Italiana, the Council for the United States and Italy, and from 2018 of American luxury brand Thom Browne. In 2011, he was nominated Cavaliere del Lavoro by the President of the Italian Republic.

A graduate in economics from the University of London, Mr. Zegna also studied at the Harvard Business School.

Mr. Zegna was appointed to the Board of Directors on October 12, 2014.

Composition of the Board of Directors

Pursuant to Dutch law, as from the financial year starting January 1, 2017, FCA should strive to achieve a minimum of 30% male and 30% female representation on its Board of Directors and should explain in its annual report if these criteria are not met. Two of our current twelve Directors are female and therefore female board members represent less than 30% of the total board as is required by Dutch law. The Company appreciates that a diversity of views and expertise is needed for a good understanding of current affairs and longer-term risks and opportunities related to the Company's business and therefore adopted a Diversity Policy on December 20, 2017, as well as a Profile for Non-Executive Directors. The Diversity Policy stipulates, among other things, a target that “at least 30% of the seats of the Board of Directors are occupied by women and at least 30% by men and that as soon as reasonably possible the composition of the Board of Directors shall meet this target”. The Company will continue to take this target into account in the appointment and nomination of executive and non-executive Directors. Nevertheless, the Company believes that the current Board of Directors has the diversity of experience, expertise and backgrounds, and the appropriate independence and judgment to fulfill its responsibilities and execute its duties appropriately.

Amount and Composition of the Remuneration of the Board of Directors

Details of the remuneration of the Board of Directors and its committees are set forth within the section “*REMUNERATION REPORT*” included elsewhere within this report.

Directors' Share Ownership

The table below shows the number of FCA common shares owned by members of the Board of Directors as at February 25, 2020:

Directors Owning FCA Common Shares	Shares	Percent of Class
John Elkann	133,000	—%
Michael Manley	694,406	—%
Richard K. Palmer	415,058	—%
John Abbott	—	—%
Andrea Agnelli	36,102	—%
Tiberto Brandolini d'Adda	25,973	—%
Glenn Earle	34,136	—%
Valerie Mars	25,973	—%
Ronald L. Thompson	25,973	—%
Michelangelo Volpi	—	—%
Patience Wheatcroft	25,973	—%
Ermenegildo Zegna	29,008	—%

No members of senior management beneficially own 1% or more of the Company's common shares.

Board Practices and Committees

Board Regulations

On December 20, 2017, the Board of Directors adopted its current regulations that deal with matters that concern the Board of Directors and its committees internally.

The regulations contain provisions concerning the manner in which meetings of the Board of Directors are called and held, including the decision-making process. The regulations provide that meetings may be held by telephone conference or video-conference, provided that all participating Directors can follow the proceedings and participate in real-time discussion of the items on the agenda.

The Board of Directors can only adopt valid resolutions when the majority of the Directors in office are present at the meeting or be represented thereat.

A Director may only be represented by another Director authorized in writing.

A Director may not act as a proxy for more than one other Director.

All resolutions shall be adopted by the favorable vote of the majority of the Directors present or represented at the meeting, provided that the regulations contain specific provisions in this respect. Each Director shall have one vote.

The Board of Directors shall be authorized to adopt resolutions without convening a meeting if all Directors shall have expressed their opinions in writing, unless one or more Directors shall object in writing against the resolution being adopted in this way prior to the adoption of the resolution.

The regulations are available on the Company's website.

Committees

On October 13, 2014, the Board of Directors appointed the following internal committees: (i) an Audit Committee; (ii) a Governance and Sustainability Committee; and (iii) a Compensation Committee, with such appointments becoming effective as of the 2014 Merger effective date.

The Audit Committee

On December 20, 2017, the Board of Directors adopted the current charter of the Audit Committee. The Audit Committee is responsible for assisting and advising the Board of Directors' oversight of, *inter alia*: (i) the integrity of the Company's financial statements, including any published interim reports; (ii) the Company's policy on tax planning; (iii) the Company's financing; (iv) the Company's applications of information and communication technology; (v) the systems of internal controls that management and the Board of Directors have established; (vi) the Company's compliance with legal and regulatory requirements; (vii) the Company's compliance with recommendations and observations of internal and independent auditors; (viii) the Company's policies and procedures for addressing certain actual or perceived conflicts of interest; (ix) the independent auditors' qualifications, independence, remuneration and any non-audit services for the Company; (x) the performance of the Company's internal auditors and of the independent auditors; (xi) risk management guidelines and policies; and (xii) the implementation and effectiveness of the Company's ethics and compliance program.

The Audit Committee currently consists of Mr. Glenn Earle (Chairman), Mr. Thompson, Ms. Wheatcroft and Ms. Mars. The Audit Committee is elected by the Board of Directors and is comprised of at least three non-executive Directors. Audit Committee members are also required (i) not to have any material relationship with the Company or to serve as auditors or accountants for the Company; (ii) to be “independent”, for purposes of NYSE rules, Rule 10A-3 of the Exchange Act and the Dutch Corporate Governance Code; and (iii) to be “financially literate” and have “accounting or selected financial management expertise” (as determined by the Board of Directors). At least one member of the Audit Committee shall be a “financial expert” as defined by the Sarbanes-Oxley Act and the rules of the U.S. Securities and Exchange Commission and section 2(3) of the Decree on the Establishment of an audit committee. No Audit Committee member may serve on more than four audit committees for other public companies, absent a waiver from the Board of Directors which must be disclosed in the Company’s annual report. Unless decided otherwise by the Audit Committee, the independent auditors of the Company, the Chief Financial Officer and the Chief Audit, Sustainability and Compliance Officer attend its meetings while the Chief Executive Officer is entitled to attend meetings of the Audit Committee unless the Audit Committee determines otherwise and shall attend the meetings of the Audit Committee if the Audit Committee so requires. The Audit Committee shall meet with the independent auditor at least once per year outside the presence of the executive directors and management.

Our board of directors has determined that Glenn Earle and Ronald Thompson are “audit committee financial experts”. Mr. Earle and Mr. Thompson are independent directors under NYSE standards.

During 2019, 10 meetings of the Audit Committee were held. The average attendance of its members at those meetings was 100 percent. The Committee reviewed the Group financial results on a quarterly basis with the assistance of the Group Chief Financial Officer and other Company officers mainly from finance and legal departments, focusing on main business drivers in addition to key accounting and reporting matters. Independent Auditors attended all the meetings providing regular information to the Committee on their activity with specific focus on the areas of major audit risks such as the evaluation of assets and liabilities requiring management judgment. The Committee received updates on legal and compliance matters, with the General Counsel attending the Committee meetings. Internal Audit activity was reviewed on a regular basis with the Chief Audit, Sustainability and Compliance Officer attending all the meetings and discussing with the Committee the main findings and remediating actions. Internal control over financial reporting was part of these reviews as well. In line with the policy adopted by the Group, the Committee was regularly involved in the review and approval of transactions entered into with related parties.

The Compensation Committee

On December 20, 2017, the Board of Directors adopted the current charter of the Compensation Committee. The Compensation Committee is responsible for, *inter alia*, assisting and advising the Board of Directors in: (i) determining executive compensation consistent with the Company’s remuneration policy; (ii) reviewing and approving the remuneration structure for the executive Directors; (iii) administering equity incentive plans and deferred compensation benefit plans; (iv) discussing with management the Company’s policies and practices related to compensation and issuing recommendations thereon; and (v) to prepare the remuneration report.

The Compensation Committee currently consists of Mr. Zegna (Chairman), Ms. Mars and Mr. Volpi. The Compensation Committee is elected by the Board of Directors and is comprised of at least three non-executive Directors, of which at most one of them may not be independent under Dutch Corporate Governance Code. Unless decided otherwise by the Compensation Committee, the Chief Human Resources Officer of the Company attends its meetings.

During 2019, 3 meetings of the Compensation Committee were held with 88.89 percent attendance of its members at those meetings. The Compensation Committee reviewed the implementation of the Remuneration Policy and the Remuneration Report and it also reviewed and approved the new LTIP, including its Metrics and targets. Further details of the activities of the Compensation Committee are included in the *REMUNERATION REPORT* section included elsewhere in this report.

The Governance and Sustainability Committee

On December 20, 2017, the Board of Directors adopted the current charter of the Governance and Sustainability Committee. The Governance and Sustainability Committee is responsible for, *inter alia*, assisting and advising the Board of Directors with: (i) the identification of the criteria, professional and personal qualifications for candidates to serve as Directors; (ii) periodic assessment of the size and composition of the Board of Directors; (iii) periodic assessment of the performance of individual Directors and reporting on this to the Board of Directors; (iv) proposals for appointment of executive and non-executive Directors; (v) supervision of the selection criteria and appointment procedure for senior management; (vi) monitoring and evaluating reports on the Group's sustainable development policies and practices, management standards, strategy, performance and governance globally; and (vii) reviewing, assessing and making recommendations as to strategic guidelines for sustainability-related issues, and reviewing the annual Sustainability Report.

The Governance and Sustainability Committee currently consists of Mr. Elkann (Chairman), Ms. Wheatcroft and Ms. Mars. The Governance and Sustainability Committee is elected by the Board of Directors and is comprised of at least three Directors according to its charter. More than half of its members shall be independent under the Dutch Corporate Governance Code and at most one of the members may be an executive Director.

During 2019, the Governance and Sustainability Committee met once with 100 percent attendance of its members at that meeting. The Committee reviewed the Board of Director's and Committee's assessments, the sustainability achievements and objectives and the recommendations for Directors' election.

Indemnification of Directors

Under Dutch law, indemnification provisions may be included in a company's articles of association. Under its Articles of Association, FCA is required to indemnify any and all of its Directors, officers, former Directors, former officers and any person who may have served at its request as a Director or officer of another company in which it owns shares or of which it is a creditor, against any and all expenses actually and necessarily incurred by any of them in connection with the defense of any action, suit or proceeding in which they, or any of them, are made parties, or a party, by reason of being or having been a Director or officer of the Company, or of such other company, except in relation to matters as to which any such person shall be adjudged in such action, suit or proceeding to be liable for gross negligence or willful misconduct in the performance of duty. Such indemnification shall not be deemed exclusive of any other rights to which those indemnified may be entitled otherwise.

Conflict of Interest

A Director shall not participate in discussions and the decision-making of the Board of Directors with respect to a matter in relation to which he or she has a direct or indirect personal interest that is in conflict with the interests of the Company and the business associated with the Company ("Conflict of Interest"), which shall be determined outside the presence of the Director concerned. All transactions where there is a Conflict of Interest must be concluded on terms that are customary in the branch concerned and approved by the Board of Directors. In addition, the Board of Directors as a whole may, on an ad hoc basis, resolve that there is such a strong appearance of a Conflict of Interest of an individual Director in relation to a specific matter that it is deemed in the best interest of a proper decision making process that such individual Director be excused from participation in the decision making process with respect to such matter even though such Director may not have an actual Conflict of Interest.

At least annually, each Director shall assess in good faith whether (i) he or she is independent under (a) best practice provision 2.1.8. of the Dutch Corporate Governance Code, (b) the requirements of Rule 10A-3 under the Exchange Act, and (c) Section 303A of the NYSE Listed Company Manual; and (ii) he or she has a Conflict of Interest in connection with any transactions between the Company and a significant shareholder or related party of the Company, including affiliates of a significant shareholder (such conflict, a "Related-Party Conflict"), it being understood that currently Exor N.V. would be considered a significant shareholder.

The Directors shall inform the Board of Directors through the Senior Non-executive Director or the Secretary of the Board of Directors as to all material information regarding any circumstances or relationships that may impact their characterization as "independent" or impact the assessment of their interests, including by responding promptly to the annual Directors and Officers ("D&O") questionnaires circulated by or on behalf of the Secretary that are designed to elicit relevant information regarding business and other relationships.

Based on each Director's assessment described above, the Board of Directors shall make a determination at least annually regarding such Director's independence and such Director's Related-Party Conflict. These annual determinations shall be conclusive, absent a change in circumstances from those disclosed to the Board of Directors that necessitates a change in such determination.

Senior Management

The Group's management is led by FCA's Chief Executive Officer who is supported by a Group Executive Council. From an operational perspective, each of our reportable segments are led by Chief Operating Officers, who are accountable for the profit or loss of the segment and management of segment resources, including industrial and commercial activities. These are supported centrally by corporate functions, including a Chief Financial Officer and General Counsel. With the exception of the General Counsel, each of these members of senior management are members of the GEC.

The regional COOs and leaders of the key corporate functions are:

- Michael Manley as Chief Executive Officer;
- Richard K. Palmer as Chief Financial Officer;
- Pietro Gorlier as Chief Operating Officer EMEA and Global Head of Parts & Service (MOPAR);
- Antonio Filosa as Chief Operating Officer LATAM;
- Mark Stewart as Chief Operating Officer North America;
- Davide Grasso as Chief Operating Officer Maserati; and
- Giorgio Fossati as Corporate General Counsel.

Summary biographies for these individuals are included below. For the biography of Mr. Manley and Mr. Palmer, see above.

Pietro Gorlier - Pietro Gorlier was named Chief Operating Officer (COO) of the EMEA region in October 2018. He has been a member of the GEC and Global Head of Parts & Service (MOPAR) since September 2011. Mr. Gorlier has held other key roles for the Group including being appointed COO of Components in June 2015 and President and Chief Executive Officer - MOPAR Brand Service, Parts and Customer Care, Chrysler Group LLC, in June 2009.

He joined the Chrysler Group from Fiat Group Automobiles S.p.A. and CNH Global N.V., where he previously served as Head of the Network and Owned Dealerships organization. Mr. Gorlier joined the Fiat Group in 1989 as a Market Analyst in Iveco and held various positions in Logistics, After Sales, and Customer Care before joining Fiat Group Automobiles in 2006 in Network Development.

He is a graduate from the University of Turin where he studied economics and business. Mr. Gorlier was born in Turin, Italy in 1962.

Antonio Filosa - Antonio Filosa was named Chief Operating Officer of the LATAM region and a member of the GEC in March 2018. Previously, Mr. Filosa served as the Head of Argentina as well as the Head of Alfa Romeo and Maserati brands for the Latin America region, positions he held since 2016 and 2018, respectively.

Prior to those roles, he was responsible for all Purchasing activities in the LATAM region. Mr. Filosa has held a series of positions with increasing responsibility within the Group including serving as plant manager of the Betim facility. He joined the Group in 1999.

Mr. Filosa holds a master's degree in engineering from Politecnico di Milano (Italy). Mr. Filosa was born in Castellammare di Stabia, Italy in 1973.

Mark Stewart - Mark Stewart was appointed Chief Operating Officer for the North America region and named a member of the Group Executive Council (GEC) on December 6, 2018. Previously, Mr. Stewart was Vice President of Operations for Amazon since 2017. He was the lead executive for customer fulfillment across 200 operations facilities in North America. In this position, he was also responsible for overseeing operations, procurement, construction, and engineering with teams dedicated to pursuing automation, artificial intelligence and advanced robotics and conveyance. Prior to that, Mr. Stewart was Executive Vice President and Chief Operating Officer for ZF TRW Automotive from 2015. He also held a number of positions with increasing responsibility at TRW Automotive, Inc., from 2006. He spent the first years of his career in manufacturing with TRW Inc., and later Tower Automotive, Inc. where he served as Director of Operations and Executive Vice President. Mr. Stewart has been based in the U.S., Belgium, Germany, and China with a variety of experiences in production, quality, and engineering.

He holds a Bachelor of Engineering from Vanderbilt University and a Master of Business Administration from the University of Tennessee. Mr. Stewart was born in Madison (Alabama, USA), in 1967.

Davide Grasso - Davide Grasso was named Chief Operating Officer (COO) of Maserati and appointed a member of the Group Executive Council (GEC) in July 2019. In October 2019 he became CEO of Maserati S.p.A. He is responsible for overall commercial and financial performance and, as COO, drives the operating success of the brand across all global markets. Previously, Mr. Grasso served as Chief Executive Officer for Converse, Inc., a subsidiary of Nike, Inc., where he engineered the iconic brand for long-term sustainable growth. Mr. Grasso has held a series of positions with increasing responsibility within Nike including Chief Marketing Officer. He also has led teams in Europe, the Americas and Asia. He joined Nike in 2001.

Mr. Grasso holds a master's degree from Bocconi University - Milan Graduate School of Management and a bachelor's degree in business and economics from the University of Turin. He was born in Turin, Italy in 1963.

Giorgio Fossati - Giorgio Fossati was appointed Corporate General Counsel in November 2014. He is also General Counsel - EMEA. Previously Mr. Fossati was General Counsel of Fiat, a position to which he was appointed in 2011. Previously he had been General Counsel of Fiat Auto since 2002, following other positions of increasing responsibility within the Fiat Legal department. Prior to that, Mr. Fossati worked in positions of increasing responsibility in the legal department at Iveco S.p.A.

Mr. Fossati earned his master's degree in law from the University of Turin School of Law. Mr. Fossati was born in Orbassano, Italy in 1961.

Articles of Association and Information on FCA Shares

The following is a summary of material information relating to FCA common shares, including summaries of certain provisions of the Articles of Association, the terms and conditions in respect of FCA special voting shares (the "Terms and Conditions of Special Voting Shares") and the applicable Dutch law provisions in effect at the date of this report. The summaries of the Articles of Association and the Terms and Conditions of Special Voting Shares as set forth in this report are qualified in their entirety by reference to the full text of the Articles of Association and the Terms and Conditions of Special Voting Shares.

Share Capital

The authorized share capital of FCA is forty million Euro (€40,000,000), divided into two billion (2,000,000,000) common shares, nominal value of one Euro cent (€0.01) per share and two billion (2,000,000,000) special voting shares, nominal value of one Euro cent (€0.01) per share.

On October 29, 2014, the Board of Directors of FCA resolved to authorize the issuance of up to a maximum of 90,000,000 FCA common shares under the framework equity incentive plan which had been adopted before the closing of the 2014 Merger. Any issuance of shares thereunder in the period from 2014 to 2018 was subject to the satisfaction of certain performance and retention requirements. Any issuances to directors was subject to shareholder approval. During 2019 a total of 16,901,711 FCA common shares were issued under the LTIP (framework equity incentive plan).

At December 31, 2014, there were 1,250,000 FCA common shares reserved for issuance under the FCA Non-Executive Directors' Compensation Plan in the following 5 years. During 2015, a total of 83,172 FCA common shares were issued at fair market value, being equal to the average of the highest and lowest sale price of an FCA common share during normal trading hours on the NYSE on the last trading day of the applicable plan year quarter. During 2016, a total of 163,333 FCA common shares were issued at fair market value. During 2017, a total of 54,855 common shares were issued at fair market value. No FCA common shares were issued during 2018 and 2019 following the amendment of the remuneration policy for the Board of Directors, as adopted by the General Meeting of Shareholders held on April, 14, 2017, which introduced cash payments for Non-Executive Directors.

FCA common shares are registered shares represented by an entry in the share register of FCA. The Board of Directors may determine that, for the purpose of trading and transfer of shares on a foreign stock exchange, share certificates shall be issued in such a form as shall comply with the requirements of such a foreign stock exchange. A register of shareholders is maintained by FCA in the Netherlands and a branch register is maintained in the U.S. on FCA's behalf by the Transfer Agent, which serves as branch registrar and transfer agent.

Beneficial interests in FCA common shares that are traded on the NYSE are held through the book-entry system provided by The Depository Trust Company ("DTC") and are registered in FCA's register of shareholders in the name of Cede & Co., as DTC's nominee. Beneficial interests in FCA common shares traded on the MTA are held through Monte Titoli S.p.A., the Italian central clearing and settlement system, as a participant in DTC.

Additional information on FCA's equity is contained in Note 26, *Equity*, to the Consolidated Financial Statements included elsewhere in this report.

Directors

Set forth below is a summary of the material provisions of the Articles of Association relating to our Directors. This summary does not restate the Articles of Association in their entirety.

FCA's Directors serve on the Board of Directors for a term of approximately one year, with that term ending on the day that the first annual general meeting of shareholders is held in the following calendar year. FCA's shareholders appoint the directors of the Board of Directors at a general meeting. Each Director may be reappointed for an unlimited number of terms. The general meeting of shareholders determines whether a Director is an executive director or a non-executive director.

FCA has a policy in respect of the remuneration of the members of the Board of Directors. With due observation of the remuneration policy, the Board of Directors may determine the remuneration for directors in respect of the performance of their duties. The Board of Directors must submit plans to award shares or the right to subscribe for shares to the general meeting of shareholders for its approval.

FCA shall not grant the Directors any personal loans or guarantees.

Additional information on the Board of Directors is contained in the *Report of the Non-Executive Directors* included elsewhere in this report.

No Liability to Further Capital Calls

All of the outstanding FCA common shares and special voting shares are fully paid and non-assessable.

Discriminating Provisions

There are no provisions of the Articles of Association that discriminate against a shareholder because of its ownership of a substantial number of shares.

Rights of Pre-Emption

Under Dutch law and the Articles of Association, each FCA shareholder has a right of pre-emption in proportion to the aggregate nominal value of its shareholding upon the issuance of new FCA common shares, or the granting of rights to subscribe for FCA common shares. Exceptions to this right of pre-emption include the issuance of new FCA common shares, or the granting of rights to subscribe for common shares: (i) to employees of FCA or another member of its Group pursuant to an equity incentive plan of FCA; (ii) against payment in kind (contribution other than in cash) and (iii) to persons exercising a previously granted right to subscribe for FCA common shares.

In the event of an issuance of special voting shares, shareholders shall not have any right of pre-emption.

The general meeting of shareholders may resolve to limit or exclude the rights of pre-emption upon an issuance of FCA common shares, which resolution requires approval of at least two-thirds of the votes cast, if less than half of the issued share capital is represented at the general meeting of shareholders. The Articles of Association, or the general meeting of shareholders, may also designate the Board of Directors to resolve to limit or exclude the rights of pre-emption in relation to the issuance of FCA common shares. Pursuant to Dutch law, the designation by the general meeting of shareholders may be granted to the Board of Directors for a specified period of time of not more than five years and only if the Board of Directors has also been designated or is simultaneously designated the authority to resolve to issue FCA common shares. The Board of Directors is designated in the Articles of Association as the competent body to exclude or limit rights of pre-emption for an initial period of five years, which may be extended by the general meeting of shareholders with additional periods up to a maximum of five years per period. The current period, extended at the 2019 general meeting of shareholders, will expire on October 11, 2020.

Repurchase of Shares

Upon agreement with the relevant FCA shareholder, FCA may acquire its own shares at any time for no consideration (*om niet*), or, subject to certain provisions of Dutch law and the Articles of Association, for consideration if: (i) FCA's shareholders' equity less the payment required to make the acquisition does not fall below the sum of called-up and paid-in share capital and any statutory reserves; (ii) FCA would thereafter not hold a pledge over FCA common shares, or together with its subsidiaries, hold FCA common shares with an aggregate nominal value exceeding 50 percent of FCA's issued share capital; and (iii) the Board of Directors has been authorized to do so by the general meeting of shareholders.

The acquisition of fully paid-up shares by FCA other than for no consideration (*om niet*) requires authorization by the general meeting of shareholders. Such authorization may be granted for a period not exceeding 18 months and shall specify the number of shares, the manner in which the shares may be acquired and the price range within which shares may be acquired. The authorization is not required for the acquisition of shares for employees of FCA, or another member of its Group, under a scheme applicable to such employees and no authorization is required for repurchase of shares acquired in certain other limited circumstances in which the acquisition takes place by operation of law, such as pursuant to mergers or demergers. Such shares must be officially listed on the price list of an exchange.

At a general meeting of shareholders, the shareholders may resolve to designate the Board of Directors as the competent body to resolve on FCA acquiring any fully paid up FCA common shares other than for no consideration (*om niet*) for a period of up to 18 months.

FCA may, jointly with its subsidiaries, hold FCA shares in its own capital exceeding one-tenth of its issued capital for no more than three years after acquisition of such FCA shares for no consideration (*om niet*) or in certain other limited circumstances in which the acquisition takes place by operation of law, such as pursuant to mergers or demergers. Any FCA shares held by FCA in excess of the amount permitted shall transfer to all members of the Board of Directors jointly at the end of the last day of such a three-year period. Each member of the Board of Directors shall be jointly and severally liable to compensate FCA for the value of the FCA shares at such a time, with interest payable at the statutory rate thereon. The term FCA shares as used in this paragraph shall include depositary receipts for shares and shares in respect of which FCA holds a right of pledge.

No votes may be cast at a general meeting of shareholders on the FCA shares held by FCA or its subsidiaries. In addition, no voting rights may be cast at a general meeting of shareholders in respect of FCA shares for which depositary receipts have been issued that are owned by FCA. Nonetheless, the holders of a right of usufruct or pledge in respect of shares held by FCA and its subsidiaries in FCA's share capital are not excluded from the right to vote on such shares if the right of usufruct or pledge was granted prior to the time such shares were acquired by FCA or its subsidiaries. Neither FCA nor any of its subsidiaries may cast votes in respect of a share on which it or its subsidiaries holds a right of usufruct or pledge. No right of pledge may be established on special voting shares and the voting rights attributable to special voting shares may not be assigned to a usufructuary.

Reduction of Share Capital

Shareholders at a general meeting have the power to cancel shares acquired by FCA or to reduce the nominal value of shares. A resolution to reduce the share capital requires a majority of at least two-thirds of the votes cast at the general meeting of shareholders if less than one-half of the issued capital is present or represented at the meeting. If more than one-half of the issued share capital is present or represented at the general meeting of shareholders, a simple majority of the votes cast is required. Any proposal for a cancellation or reduction of nominal value is subject to general requirements of Dutch law with respect to reductions of share capital.

Transfer of Shares

In accordance with the provisions of Dutch law, pursuant to Article 12 of the Articles of Association, the transfer of FCA shares or the creation of a right *in rem* thereon requires a deed intended for that purpose and, save when the company is a party, written acknowledgment by the Company of the transfer.

The transfer of FCA common shares that have not been entered into a book-entry system will be effected in accordance with Article 12 of the Articles of Association.

Common shares that have been entered into the DTC book-entry system will be registered in the name of Cede & Co. as nominee for DTC and transfers of beneficial ownership of shares held through DTC will be effected by electronic transfer made by DTC participants. Article 12 of the Articles of Association does not apply to the trading of such FCA common shares on a regulated market or the equivalent thereof.

Transfers of shares held outside of DTC (including Monte Titoli S.p.A. as a participant in DTC) or another direct registration system maintained by Computershare US, FCA's transfer agent in New York, or the Transfer Agent, and not represented by certificates are effected by a stock transfer instrument and require the written acknowledgment by FCA. Transfer of registered certificates is effected by presenting and surrendering the certificates to the Transfer Agent. A valid transfer requires the registered certificates to be properly endorsed for transfer as provided for in the certificates and accompanied by proper instruments of transfer and stock transfer tax stamps for, or funds to pay, any applicable stock transfer taxes.

FCA common shares are freely transferable. As described below, special voting shares are generally not transferable.

At any time, a holder of FCA common shares that are registered in the Loyalty Register (i.e. Electing Common Shares or Qualifying Common Shares) wishing to transfer such FCA common shares other than in limited specified circumstances (i.e., transfers to affiliates or to relatives through succession, donation or other transfers) must first request a de-registration of such shares from the Loyalty Register and, if held outside the Regular Trading System, transfer such common shares back into the Regular Trading System. After de-registration from the Loyalty Register, such FCA common shares no longer qualify as Electing Common Shares or Qualifying Common Shares and, as a result, the holder of such FCA common shares is required to offer and transfer the special voting shares associated with such FCA common shares that were previously Qualifying Common Shares to FCA for no consideration (*om niet*) as described in detail in "*Loyalty Voting Structure-Terms and Conditions of the Special Voting Shares-Withdrawal of Special Voting Shares*".

Exchange Controls

Under Dutch law, there are no foreign exchange control restrictions on investments in, or payments on, FCA common shares. There are no special restrictions in the Articles of Association or Dutch law that limit the right of shareholders who are not citizens or residents of the Netherlands to hold FCA common shares or vote.

Annual Accounts and Independent Auditor

FCA's financial year is the calendar year. Pursuant to FCA's deed of incorporation, the first financial year of FCA ended on December 31, 2014. Within four months after the end of each financial year, the Board of Directors will prepare and publish the annual accounts, which must be accompanied by an annual report and an auditor's report, and make those available for inspection at FCA's registered office. All members of the Board of Directors are required to sign the annual accounts and in case the signature of any member is missing, the reason for this must be stated. The annual accounts are to be adopted by the general meeting of shareholders at the annual general meeting, at which meeting the members of the Board of Directors will be discharged from liability for performance of their duties with respect to any matter disclosed in the annual accounts for the relevant financial year insofar this appears from the annual accounts. The annual accounts, the annual report and independent auditor's report are made available through FCA's website to the shareholders for review as from the day of the notice convening the annual general meeting of shareholders.

Payment of Dividends

Information on the payment of dividends is contained in the section "*OTHER INFORMATION*" elsewhere in this report.

Amendments to the Articles of Association, including Variation of Rights

A resolution of the general meeting of shareholders to amend the Articles of Association or to wind up FCA may be approved only if proposed by the Board of Directors and approved by a vote of a majority of at least two-thirds of the votes cast if less than one-half of the issued share capital is present or represented at such a general meeting of shareholders.

The rights of shareholders may be changed only by amending the Articles of Association in compliance with Dutch law.

Dissolution and Liquidation

The general meeting of shareholders may resolve to dissolve FCA upon a proposal of the Board of Directors thereto. A majority of at least two-thirds of the votes cast shall be required if less than one-half of the issued capital is present or represented at the meeting. In the event of dissolution, FCA will be liquidated in accordance with Dutch law and the Articles of Association and the liquidation shall be arranged by the members of the Board of Directors, unless the general meeting of shareholders appoints other liquidators. During liquidation, the provisions of the Articles of Association will remain in force as long as possible.

If FCA is dissolved and liquidated, whatever remains of FCA's equity after all its debts have been discharged shall first be applied to distribute the aggregate balance of share premium reserves and other reserves (other than the special dividend reserve), to holders of FCA common shares in proportion to the aggregate nominal value of FCA common shares held by each holder; secondly, from any balance remaining, an amount equal to the aggregate amount of the nominal value of FCA common shares will be distributed to the holders of FCA common shares in proportion to the aggregate nominal value of FCA common shares held by each of them; thirdly, from any balance remaining, an amount equal to the aggregate amount of the special voting shares dividend reserve will be distributed to the holders of special voting shares in proportion to the aggregate nominal value of the special voting shares held by each of them; fourthly, from any balance remaining, the aggregate amount of the nominal value of the special voting shares will be distributed to the holders of special voting shares in proportion to the aggregate nominal value of the special voting shares held by each of them; and, lastly, any balance remaining will be distributed to the holders of FCA common shares in proportion to the aggregate nominal value of FCA common shares held by each of them.

Liability of Directors

Under Dutch law, the management of a company with a one-tier board structure like FCA is a joint undertaking and each member of the Board of Directors can be held jointly and severally liable to FCA for damages in the event of improper or negligent performance of their duties. Furthermore, members of the Board of Directors can be held liable to third parties based on tort, pursuant to certain provisions of the Dutch Civil Code. All Directors are jointly and severally liable for failure of one or more co-Directors. An individual Director is only exempted from liability if he or she proves that he or she cannot be held seriously culpable for the mismanagement and that he or she has not been negligent in seeking to prevent the consequences of the mismanagement. In this regard a Director may, however, refer to the allocation of tasks between the Directors. In certain circumstances, Directors may incur additional specific civil and criminal liabilities.

Election and Removal of Directors

FCA's Articles of Association provide that FCA's Board of Directors shall be composed of three or more members.

Directors are appointed by a simple majority of the votes validly cast at a general meeting of shareholders. The general meeting of shareholders may at any time suspend or dismiss any Director.

Loyalty Voting Structure

The Company implemented a loyalty voting structure, pursuant to which the former shareholders of Fiat S.p.A. were able to elect to receive one special voting share with a nominal value of €0.01 per share for each common share they were entitled to receive in the 2014 Merger, provided that they fulfilled the requirements described in the terms and conditions of the special voting shares. Such shareholders had their common shares registered in a separate register (the "Loyalty Register") of the Company's shareholders register. Following this registration, a corresponding number of special voting shares were allocated to the above-mentioned Shareholders. By signing an election form, the execution of which was necessary to elect to receive special voting shares, shareholders also agreed to be bound by the terms and conditions thereof, including the transfer restrictions described below.

Shareholders may at any time elect to participate in the loyalty voting structure by requesting that the Company registers all or some of their common shares in the Loyalty Register. If these common shares have been registered in the Loyalty Register (and thus blocked from trading in the regular trading system) for an uninterrupted period of three years in the name of the same shareholder, such shares become eligible to receive special voting shares (the "Qualifying Common Shares") and the relevant shareholder will be entitled to receive one special voting share for each such Qualifying Common Share. If, at any time, such common shares are de-registered from the Loyalty Register for whatever reason, the relevant shareholder shall lose its entitlement to hold a corresponding number of special voting shares.

A holder of Qualifying Common Shares may at any time request the de-registration of some or all such shares from the Loyalty Register, which will allow such shareholder to freely trade its common shares. From the moment of such a request, the holder of Qualifying Common Shares shall be considered to have waived his or her rights to cast any votes associated with such Qualifying Common Shares. Upon the de-registration from the Loyalty Register, the relevant shares will therefore cease to be Qualifying Common Shares. Any de-registration request would automatically trigger a mandatory transfer requirement pursuant to which the special voting shares will be acquired by the Company for no consideration (*omniet*) in accordance with the terms and conditions of the special voting shares.

The Company's common shares are freely transferable. However, any transfer or disposal of the Company's common shares with which special voting shares are associated would trigger the de-registration of such common shares from the Loyalty Register and the transfer of all relevant special voting shares to the Company. Special voting shares are not admitted to listing and are transferable only in very limited circumstances. In particular, no shareholder shall, directly or indirectly: (a) sell, dispose of or transfer any special voting share or otherwise grant any right or interest therein; or (b) create or permit to exist any pledge, lien, fixed or floating charge or other encumbrance over any special voting share or any interest in any special voting share.

The purpose of the loyalty voting structure is to grant long-term shareholders an extra voting right by means of granting a special voting share (shareholders holding special voting shares are entitled to exercise one vote for each special voting share held and one vote for each common share held), without entitling such shareholders to any economic rights, other than those pertaining to the common shares. However, under Dutch law, the special voting shares cannot be totally excluded from economic entitlements. As a result, pursuant to the Articles of Association, holders of special voting shares are entitled to a minimum dividend, which is allocated to a separate special dividend reserve (the “Special Dividend Reserve”). A distribution from the Special Dividend Reserve or the (partial) release of the Special Dividend Reserve, will require a prior proposal from the Board of Directors and a subsequent resolution of the meeting of holders of special voting shares. The power to vote upon the distribution from the Special Dividend Reserve is the only power that is granted to that meeting, which can only be convened by the Board of Directors as it deems necessary. The special voting shares do not have any other economic entitlement.

Section 10 of the terms and conditions of the special voting shares includes liquidated damages provisions intended to discourage any attempt by holders to violate the terms thereof. These liquidated damages provisions may be enforced by the Company by means of a legal action brought by the Company in the courts of the Netherlands. In particular, a violation of the provisions of the above-mentioned terms and conditions concerning the transfer of special voting shares may lead to the imposition of liquidated damages.

Pursuant to Section 12 of the terms and conditions of the special voting shares, any amendment to the terms and conditions (other than merely technical, non-material amendments) may only be made with the approval of the shareholders at a general meeting of FCA shareholders.

Terms and Conditions of the Special Voting Shares

The terms and conditions of the special voting shares apply to the issuance, allocation, acquisition, holding, repurchase and transfer of special voting shares in the share capital of FCA and to certain aspects of Electing Common Shares, Qualifying Common Shares and FCA common shares which are, or will be, registered in the Loyalty Register.

Application for Special Voting Shares

An FCA shareholder may at any time elect to participate in the loyalty voting structure by requesting that FCA register all or some of the number of FCA common shares held by such an FCA shareholder in the Loyalty Register. Such an election shall be effective and registration in the Loyalty Register shall occur as of the end of the calendar month during which the election is made. If such FCA common shares (i.e. Electing Common Shares) have been registered in the Loyalty Register (and are thus blocked from trading in the Regular Trading System) for an uninterrupted period of three years in the name of the same shareholder, the holder of such FCA common shares will be entitled to receive one FCA special voting share for each such FCA common share that has been registered. If at any moment in time such FCA common shares are de-registered from the Loyalty Register for whatever reason, the relevant shareholder loses its entitlement to hold a corresponding number of FCA special voting shares.

Withdrawal of Special Voting Shares

As described above, a holder of Qualifying Common Shares or Electing Common Shares may request that some or all of its Qualifying Common Shares or Electing Common Shares be de-registered from the Loyalty Register and, if held outside the Regular Trading System, transfer such shares back to the Regular Trading System, which will allow such a shareholder to freely trade its FCA common shares, as described below. From the moment of such a request, the holder of Qualifying Common Shares shall be considered to have waived his rights to cast any votes associated with the FCA special voting shares which were issued and allocated in respect of such Qualifying Common Shares. Any such request would automatically trigger a mandatory transfer requirement pursuant to which the FCA special voting shares will be offered and transferred to FCA for no consideration (*om niet*) in accordance with the Articles of Association and the terms and conditions of the special voting shares. FCA may continue to hold the special voting shares as treasury stock, but will not be entitled to vote through any such treasury stock. Alternatively, FCA may withdraw and cancel the special voting shares, as a result of which the nominal value of such shares will be allocated to the special capital reserves of FCA. Consequently, the loyalty voting feature relating to the relevant Qualifying Common Shares being deregistered from the Loyalty Register will terminate. No shareholder required to transfer special voting shares, pursuant to the terms and conditions, shall be entitled to any consideration for such special voting shares and each shareholder expressly waives any rights in that respect as a condition to participation in the loyalty voting structure.

Change of Control

A Qualifying Shareholder or a shareholder with common shares registered in the Loyalty Register must promptly notify the Company in the event of a change of control and must make a de-registration request with respect to his or her common shares registered in the Loyalty Register. The de-registration request leads to a withdrawal of the special voting shares as described above. A change of control is defined in Article 1.1. of the Articles of Association as including any direct or indirect transfer carried out by a shareholder that is not an individual (*natuurlijk persoon*) through one or a series of related transactions as a result of which (i) a majority of the voting rights of such a shareholder; (ii) the de facto ability to direct the casting of a majority of the votes exercisable at general meetings of FCA shareholders of such a shareholder; and/or (iii) the ability to appoint or remove a majority of the directors, executive directors or board members or executive officers of such a shareholder or to direct the casting of a majority or more of the voting rights at meetings of the board of directors, governing body or executive committee of such a shareholder has been transferred to a new owner. No change of control shall be deemed to have occurred if (a) the transfer of ownership and/or control is an intragroup transfer under the same parent company; (b) the transfer of ownership and/or control is the result of the succession or the liquidation of assets between spouses or the inheritance, *inter vivo* donation or other transfer to a spouse or a relative up to and including the fourth degree; or (c) the fair market value of the Qualifying Common Shares held by such a shareholder represents less than twenty percent (20%) of the total assets of the Transferred Group at the time of the transfer and the Qualifying Common Shares held by such a shareholder, in the sole judgment of the Company, are not otherwise material to the Transferred Group or the change of control transaction.

Article 1.1 of the Articles of Association defines “Transferred Group” as comprising the relevant shareholder together with its affiliates, if any, over which control was transferred as part of the same change of control transaction, as defined in the above-mentioned Article of the Articles of Association.

General Meeting of Shareholders and Voting Rights

General Meetings

At least one general meeting of FCA shareholders shall be held every year, which shall be held within six months after the close of the financial year. The purpose of the annual general meeting of shareholders is to discuss, *inter alia*, the annual report, the adoption of the annual accounts, allocation of profits (including the proposal to distribute dividends), release of members of the Board of Directors from liability for their management and supervision, and other proposals brought up for discussion by the Board of Directors.

Furthermore, general meetings of FCA shareholders shall be held in the case referred to in Section 2:108a of the Dutch Civil Code as often as the Board of Directors, the Chairman or the Chief Executive Officer deem it necessary to hold them or as otherwise required by Dutch law, without prejudice to what has been provided in the next paragraph hereof.

Shareholders solely or jointly representing at least ten percent (10%) of the issued share capital may request in writing, stating the matters to be dealt with, that the Board of Directors call a general meeting of FCA shareholders.

If the Board of Directors fails to call a meeting, then such shareholders may, on their application, be authorized by the interim provisions judge of the court (*voorzieningenrechter van de rechtbank*) to convene a general meeting of FCA shareholders. The interim provisions judge shall reject the application if he or she is not satisfied that the applicants have previously requested in writing, stating the exact subjects to be discussed, that the Board of Directors convene a general meeting of FCA shareholders.

General meetings of FCA shareholders shall be held in Amsterdam or Haarlemmermeer (Schiphol Airport), the Netherlands, and shall be called by the Board of Directors, the Chairman or the Chief Executive Officer, in such manner as is required to comply with the law and the applicable stock exchange regulations, not later than on the forty-second day prior to the day of the meeting. All convocations of general meetings of FCA shareholders and all announcements, notifications and communications to shareholders shall be made by means of an announcement on the Company’s corporate website and such an announcement shall remain accessible until the relevant general meeting of FCA shareholders.

Any communication to be addressed to the general meeting of FCA shareholders by virtue of Dutch law or the Articles of Association may be either included in the notice referred to in the preceding sentence or, to the extent provided for in such notice, on the Company's corporate website and/or in a document made available for inspection at the office of the Company and such other place(s) as the Board of Directors shall determine. Convocations of general meetings of FCA shareholders may be sent to shareholders through the use of an electronic means of communication to the address provided by such shareholders to the Company for this purpose. The notice shall state the place, date and hour of the meeting and the agenda of the meeting as well as the other data required by law. An item proposed in writing by such a number of shareholders who, under Dutch law, are entitled to make such proposal, shall be included in the notice or shall be announced in a manner similar to the announcement of the notice, provided that the Company has received the relevant request, including the reasons for putting the relevant item on the agenda, no later than the sixtieth day before the day of the meeting.

Convocation, Agenda, Minutes and Attendance

The agenda of the annual general meeting of FCA shareholders shall contain, *inter alia*, the following items in addition to any other item required by law:

- a) adoption of the annual accounts;
- b) the implementation of the remuneration policy;
- c) the policy of the Company on additions to reserves and on dividends, if any;
- d) granting of discharge to the Directors in respect of the performance of their duties in the relevant financial year;
- e) the appointment of Directors;
- f) if applicable, the proposal to pay a dividend;
- g) if applicable, discussion of any substantial change in the corporate governance structure of the Company; and
- h) any matters decided upon by the person(s) convening the meeting and any matters placed on the agenda with due observance of applicable Dutch law.

The Board of Directors shall provide the general meeting of FCA shareholders with all requested information, unless this would be contrary to an overriding interest of the Company. If the Board of Directors invokes an overriding interest, it must give reasons.

When convening a general meeting of FCA shareholders, the Board of Directors shall determine that, for the purpose of Article 19 and Article 20 of the Articles of Association, persons with the right to vote or attend meetings shall be considered those persons who have these rights at the twenty-eighth day prior to the day of the meeting (the "Record Date") and are registered as such in a register to be designated by the Board of Directors for such purpose, irrespective of whether they will have these rights at the date of the meeting. In addition to the Record Date, the notice of the meeting shall further state the manner in which shareholders and other parties with meeting rights may have themselves registered and the manner in which those rights can be exercised.

The general meeting of FCA shareholders shall be presided over by the Chairman or, in his absence, by the person chosen by the Board of Directors to act as chairman for such a meeting. One of the persons present designated for that purpose by the chairman of the meeting shall act as secretary and take minutes of the business transacted.

The minutes shall be confirmed by the chairman and secretary of the meeting and signed by them in witness thereof. The minutes of the general meeting of FCA shareholders shall be made available, on request, to shareholders no later than three months after the end of the meeting, after which shareholders shall have the opportunity to react to the minutes in the following three months. The minutes shall then be adopted in the manner as described in the preceding paragraph. If an official notarial record is made of the business transacted at the meeting then minutes need not be drawn up and it shall suffice that the official notarial record be signed by the notary.

As a prerequisite to attending the meeting and, to the extent applicable, exercising voting rights, the shareholders entitled to attend the meeting shall be obliged to inform the Board of Directors in writing within the time frame mentioned in the convening notice. At the latest, this notice must be received by the Board of Directors on the day mentioned in the convening notice. Shareholders and those permitted by Dutch law to attend the general meetings of FCA shareholders may cause themselves to be represented at any meeting by a proxy duly authorized in writing, provided they notify the Company in writing of their wish to be represented at such time and place as shall be stated in the notice of the meetings. For the avoidance of doubt, such attorney is also authorized in writing if the proxy is documented electronically. The Board of Directors may determine further rules concerning the deposit of the powers of attorney; these shall be mentioned in the notice of the meeting. The chairman of the meeting shall decide on the admittance to the meeting of persons other than those who are entitled to attend.

For each general meeting of FCA shareholders, the Board of Directors may decide that shareholders shall be entitled to attend, address and exercise voting rights at such a meeting through the use of electronic means of communication, provided that shareholders who participate in the meeting are capable of being identified through the electronic means of communication and have direct cognizance of the discussions at the meeting and the exercising of voting rights (if applicable). The Board of Directors may set requirements for the use of electronic means of communication and state these in the convening notice. Furthermore, the Board of Directors may, for each general meeting of FCA shareholders, decide that votes cast by the use of electronic means of communication prior to the meeting and received by the Board of Directors shall be considered to be votes cast at the meeting. Such votes may not be cast prior to the Record Date. Whether the provision of the foregoing sentence applies and the procedure for exercising the rights referred to in that sentence shall be stated in the notice.

Prior to being allowed admittance to a meeting, a shareholder and each person entitled to attend the meeting, or its attorney, shall sign an attendance list, while stating his or her name and, to the extent applicable, the number of votes to which he or she is entitled. Each shareholder and other person attending a meeting by the use of electronic means of communication and identified in accordance with the above shall be registered on the attendance list by the Board of Directors. In the event that it concerns an attorney of a shareholder or another person entitled to attend the meeting, the name(s) of the person(s) on whose behalf the attorney is acting, shall also be stated. The chairman of the meeting may decide that the attendance list must also be signed by other persons present at the meeting.

The chairman of the meeting may determine the time during which shareholders and others entitled to attend the general meeting of FCA shareholders may speak, if he considers this desirable, with a view to the orderly conduct of the meeting as well as other procedures that the chairman considers desirable for the efficient and orderly conduct of the business of the meeting.

FCA is exempt from the proxy rules under the U.S. Securities Exchange Act of 1934, as amended. The chairman of the meeting shall decide on the admittance to the meeting of persons other than those who are entitled to attend.

Voting Rights at General Meetings

Every share (whether common or special voting) shall confer the right to cast one vote at a general meeting of shareholders. Shares in respect of which Dutch law determines that no votes may be cast shall be disregarded for the purposes of determining the proportion of shareholders voting, present or represented or the proportion of the share capital present or represented. All resolutions shall be passed with an absolute majority of the votes validly cast unless otherwise specified in the Articles of Association. Blank votes shall not be counted as votes cast.

All votes shall be cast in writing or electronically. The chairman of the meeting may, however, determine that voting by raising hands or in another manner shall be permitted. Voting by acclamation shall be permitted if none of the shareholders present or represented objects. No voting rights shall be exercised in the general meeting of FCA shareholders for shares owned by the Company or by a subsidiary of the Company. However, pledgees and usufructuaries of shares owned by the Company and its subsidiaries shall not be excluded from exercising their voting rights if the right of pledge or usufruct was created before the shares were owned by the Company or a subsidiary. Neither the Company nor any of its subsidiaries may exercise voting rights for shares in respect of which it holds a right of pledge or usufruct.

Without prejudice to the Articles of Association, the Company shall determine for each resolution passed:

- a) the number of shares on which valid votes have been cast;
- b) the percentage that the number of shares as referred to under (a) represents in the issued share capital;
- c) the aggregate number of votes validly cast; and
- d) the aggregate number of votes cast in favor of and against a resolution, as well as the number of abstentions.

Shareholders' Votes on Certain Transactions

Any important change in the identity or character of FCA must be approved by the general meeting of shareholders, including (i) the transfer to a third party of the business of FCA or practically the entire business of FCA; (ii) the entry into or breaking off of any long-term cooperation of FCA or a subsidiary with another legal entity or company or as a fully liable partner of a general partnership or limited partnership, where such entry into or breaking off is of far-reaching importance to FCA; and (iii) the acquisition or disposal by FCA or a subsidiary of an interest in the capital of a company with a value of at least one-third of FCA's assets according to the Consolidated Statement of Financial Position with explanatory notes included in the last adopted annual accounts of FCA.

Issuance of shares

The general meeting of FCA shareholders, or alternatively the Board of Directors if it has been designated to do so at the general meeting of FCA shareholders, shall have authority to resolve on any issuance of shares and rights to subscribe for shares. The general meeting of FCA shareholders shall, for as long as any such designation of the Board of Directors for this purpose is in force, no longer have authority to decide on the issuance of shares and rights to subscribe for shares.

For a period of five years from October 12, 2014, the Board of Directors has been irrevocably authorized to issue shares and rights to subscribe for shares up to the maximum aggregate amount of shares as provided for in the Company's authorized share capital as set out in Article 4.1 of the Articles of Association, as amended from time to time. The current period, extended at the 2019 general meeting of shareholders, will expire on October 11, 2020.

The general meeting of FCA shareholders, or the Board of Directors if so designated in accordance with the Articles of Association, shall decide on the price and the further terms and conditions of issuance, with due observance of what has been provided in relation thereto in Dutch law and the Articles of Association.

If the Board of Directors is designated to have authority to decide on the issuance of shares or rights to subscribe for shares, such a designation shall specify the class of shares and the maximum number of shares or rights to subscribe for shares that can be issued under such a designation. When making such designation the duration thereof, which shall not be for more than five years, shall be resolved upon at the same time. The designation may be extended from time to time for periods not exceeding five years. The designation may not be withdrawn unless otherwise provided in the resolution in which the designation is made.

Payment for shares shall be made in cash unless another form of consideration has been agreed. Payment in a currency other than euro may only be made with the consent of the Company.

The Board of Directors has also been designated as the authorized body to limit or exclude the rights of pre-emption of shareholders in connection with the authority of the Board of Directors to issue common shares and grant rights to subscribe for common shares as referred to above. Refer to the *Rights of Pre-Emption* section elsewhere in this report.

In the event of an issuance of common shares every holder of common shares shall have a right of pre-emption with regard to the common shares or rights to subscribe for common shares to be issued in proportion to the aggregate nominal value of his common shares, provided however that no such right of pre-emption shall exist in respect of shares or rights to subscribe for common shares to be issued to employees of the Company or of a group company pursuant to any option plan of the Company.

A shareholder shall have no right of pre-emption for shares that are issued against a non-cash contribution.

In the event of an issuance of special voting shares to qualifying shareholders, shareholders shall not have any right of pre-emption.

The general meeting of FCA shareholders or the Board of Directors, as the case may be, shall decide when passing the resolution to issue shares or rights to subscribe for shares in which manner the shares shall be issued and, to the extent that rights of pre-emption apply, within what period those rights may be exercised.

Disclosure of Holdings under Dutch Law

As a result of the listing of the FCA common shares on the MTA, chapter 5.3 of the Dutch Financial Supervision Act (“AFS”) applies, pursuant to which any person who, directly or indirectly, acquires or disposes of an actual or potential capital interest and/or actual or potential voting rights in FCA must promptly give written notice to the AFM of such acquisition or disposal by means of a standard form if, as a result of such acquisition or disposal, the percentage of capital interest and/or voting rights held by such person reaches, exceeds or falls below the following thresholds: 3 percent, 5 percent, 10 percent, 15 percent, 20 percent, 25 percent, 30 percent, 40 percent, 50 percent, 60 percent, 75 percent and 95 percent.

For the purpose of calculating the percentage of capital interest or voting rights, the following interests must, *inter alia*, be taken into account: (i) shares and/or voting rights directly held (or acquired or disposed of) by any person; (ii) shares and/or voting rights held (or, acquired or disposed of) by such person’s controlled entities or by a third party for such person’s account; (iii) voting rights held (or acquired or disposed of) by a third party with whom such person has concluded an oral or written voting agreement; (iv) voting rights acquired pursuant to an agreement providing for a temporary transfer of voting rights in consideration for a payment; and (v) shares which such person, or any controlled entity or third party referred to above, may acquire pursuant to any option or other right to acquire shares.

As a consequence of the above, special voting shares must be added to FCA common shares for the purposes of the above thresholds.

Controlled entities (within the meaning of the AFS) do not themselves have notification obligations under the AFS as their direct and indirect interests are attributed to their (ultimate) parent. If a person who has a three percent or larger interest in FCA’s share capital or voting rights ceases to be a controlled entity it must immediately notify the AFM and all notification obligations under the AFS will become applicable to such former controlled entity.

Special rules apply to the attribution of shares and/or voting rights which are part of the property of a partnership or other form of joint ownership. A holder of a pledge or right of usufruct in respect of shares can also be subject to notification obligations if such person has, or can acquire, the right to vote on the shares. The acquisition of (conditional) voting rights by a pledgee or beneficial owner may also trigger notification obligations as if the pledgee or beneficial owner were the legal holder of the shares and/or voting rights.

Furthermore, when calculating the percentage of capital interest, a person is also considered to be in possession of shares if (i) such person holds a financial instrument the value of which is (in part) determined by the value of the shares or any distributions associated therewith and which does not entitle such person to acquire any shares; (ii) such person may be obliged to purchase shares on the basis of an option; or (iii) such person has concluded another contract whereby such person acquires an economic interest comparable to that of holding a share.

If a person’s capital interest and/or voting rights reaches, exceeds or falls below the above-mentioned thresholds as a result of a change in FCA’s issued and outstanding share capital or voting rights, such person is required to make a notification not later than on the fourth trading day after the AFM has published FCA’s notification as described below.

Following the implementation of Directive 2013/50/EU into the AFS, every holder of three percent or more of the issued and outstanding share capital or voting rights whose interest has changed compared to his most recent notification and which holder knows, or should know, that pursuant to this change his interest reaches or crosses a threshold as a result of certain acts (as described above and including the exchange of a financial instrument or a contract pursuant to which the holder is deemed to have issued and outstanding shares or voting rights at his disposal), must notify the AFM of this change.

FCA is required to notify the AFM promptly of any change of one percent or more in its issued and outstanding share capital or voting rights since a previous notification. Other changes in FCA's issued and outstanding share capital or voting rights must be notified to the AFM within eight days after the end of the quarter in which the change occurred.

In addition to the above described notification obligations pertaining to capital interest or voting rights, pursuant to Regulation (EU) No 236/2012, as amended, notification must be made of any net short position of 0.2 percent in the issued share capital of FCA, and of every subsequent 0.1 percent above this threshold. Notifications starting at 0.5 percent and every subsequent 0.1 percent above this threshold will be made public via the short selling register of the AFM. Furthermore, gross short positions shall be notified in the event that a threshold is reached, exceeded or fallen below. With regard to gross short positions, the same disclosure thresholds as for holders of capital interests and/or voting rights apply.

Furthermore, each member of the Board of Directors must notify the AFM:

- within two weeks after his/her appointment of the number of shares he/she holds and the number of votes he/she is entitled to cast in respect of FCA's issued and outstanding share capital; and
- subsequently of each change in the number of shares he/she holds and of each change in the number of votes he/she is entitled to cast in respect of FCA's issued and outstanding share capital, immediately after the relevant change.

The AFM keeps a public register of all notifications made pursuant to these disclosure obligations and publishes any notification received which can be accessed via www.afm.nl. The notifications referred to in this paragraph should be made in writing by means of a standard form or electronically through the notification system of the AFM.

Non-compliance with these disclosure obligations is an economic offense and may lead to criminal prosecution. The AFM may impose administrative penalties for non-compliance and the publication thereof. In addition, a civil court can impose measures against any person who fails to notify or incorrectly notifies the AFM of matters required to be notified. A claim requiring that such measures be imposed may be instituted by FCA and/or by one or more shareholders who alone or together with others represent at least three percent of the issued and outstanding share capital of FCA or are able to exercise at least three percent of the voting rights. The measures that the civil court may impose include:

- an order requiring appropriate disclosure;
- suspension of the right to exercise the voting rights for a period of up to three years as determined by the court;
- voiding a resolution adopted by the general meeting of shareholders, if the court determines that the resolution would not have been adopted but for the exercise of the voting rights of the person with a duty to disclose, or suspension of a resolution adopted by the general meeting of shareholders until the court makes a decision about such voiding; and
- an order to refrain, during a period of up to five years as determined by the court, from acquiring shares and/or voting rights in FCA.

Shareholders are advised to consult with their own legal advisers to determine whether the disclosure obligations apply to them.

Mandatory Bid Requirement

Under Dutch law, any person who, acting alone or in concert with others, directly or indirectly acquires 30 percent or more of FCA's voting rights will be obliged to launch a public offer for all outstanding shares in FCA's share capital. An exception is made for shareholders who, whether alone or acting in concert with others, had an interest of at least 30 percent of FCA's voting rights before the shares were first listed on the MTA and who still maintained such an interest after such first listing. Immediately after the first listing of FCA common shares on the MTA, Exor N.V. held more than 30 percent of FCA's voting rights. Therefore, Exor N.V.'s interest in FCA was grandfathered and the exception that applies to it will continue to apply to it for as long as its holding of shares represents over 30 percent of FCA's voting rights.

Dutch Financial Reporting Supervision Act

On the basis of the Dutch Financial Reporting Supervision Act (*Wet toezicht financiële verslaggeving*, or the “FRSA”), the AFM supervises the application of financial reporting standards by, amongst others, companies whose corporate seat is in the Netherlands and whose securities are listed on a regulated Dutch or foreign stock exchange.

Pursuant to the FRSA, the AFM has an independent right to (i) request an explanation from FCA regarding its application of the applicable financial reporting standards and (ii) recommend to us the making available of further explanations. If we do not comply with such a request or recommendation, the AFM may request that the Enterprise Chamber order us to (i) make available further explanations as recommended by the AFM; (ii) provide an explanation of the way we have applied the applicable financial reporting standards to our financial reports; or (iii) prepare our financial reports in accordance with the Enterprise Chamber’s instructions.

Compulsory Acquisition

Pursuant to article 2:92a of the Dutch Civil Code, a shareholder who, for its own account, holds at least 95 percent of the issued share capital of FCA may institute proceedings against the other shareholders jointly for the transfer of their shares to it. The proceedings are held before the Dutch Enterprise Chamber and can be instituted by means of a writ of summons served upon each of the minority shareholders in accordance with the provisions of the Dutch Code of Civil Procedure. The Enterprise Chamber may grant the claim for the squeeze-out in relation to all minority shareholders and will determine the price to be paid for the shares, if necessary after appointment of one to three expert(s) who will offer an opinion to the Enterprise Chamber on the value to be paid for the shares of the minority shareholders. Once the order to transfer becomes final before the Enterprise Chamber, the person acquiring the shares must give written notice of the date and place of payment and the price to the holders of the shares to be acquired whose addresses are known to it. Unless the addresses of all of them are known to it, it must also publish the same in a Dutch daily newspaper with a national circulation. A shareholder can only appeal against the judgment of the Enterprise Chamber before the Dutch Supreme Court.

In addition, pursuant to article 2:359c of the Dutch Civil Code, following a public offer, a holder of at least 95 percent of the issued share capital and of voting rights of FCA has the right to require the minority shareholders to sell their shares to it. Any such request must be filed with the Enterprise Chamber within three months after the end of the acceptance period of the public offer. Conversely, pursuant to article 2:359d of the Dutch Civil Code each minority shareholder has the right to require the holder of at least 95 percent of the issued share capital and the voting rights of FCA to purchase its shares in such a case. The minority shareholder must file such a claim with the Enterprise Chamber within three months after the end of the acceptance period of the public offer.

Disclosure of Trades in Listed Securities

Pursuant to the AFS and the Market Abuse Regulation (EU) No 596/2014, each of the members of the Board of Directors and any other person discharging managerial responsibilities within FCA and who in that capacity is authorized to make decisions affecting the future developments and business prospects of FCA and has regular access to inside information relating, directly or indirectly, to FCA (each, an “Insider”) must notify the AFM of all transactions, conducted or carried out for his/her own account, relating to FCA common shares, special voting shares or financial instruments, the value of which is (in part) determined by the value of FCA common shares or special voting shares.

In addition, persons who are closely associated with members of the Board of Directors or any of the other Insiders must notify the AFM of all transactions conducted for their own account relating to FCA’s shares or financial instruments, the value of which is (in part) determined by the value of FCA’s shares. The Market Abuse Regulation designates the following categories of persons: (i) the spouse or any partner considered by applicable law as equivalent to the spouse; (ii) dependent children; (iii) other relatives who have shared the same household for at least one year at the relevant transaction date; and (iv) any legal person, trust or partnership, among other things, whose managerial responsibilities are discharged by a member of the Board of Directors or any other Insider or by a person referred to under (i), (ii) or (iii) above.

The AFM must be notified forthwith of transactions, effected in either FCA's shares or financial instruments, the value of which is (in part) determined by the value of FCA's shares following the transaction date by means of a standard form. Notifications under the Market Abuse Regulation may however be postponed until the date that the value of the transactions carried out on a person's own account, together with the transactions carried out by the persons associated with that person, reaches or exceeds the amount of €5,000 in the calendar year in question. The AFM keeps a public register of all notifications made pursuant to the AFS and the Market Abuse Regulation.

Non-compliance with these reporting obligations could lead to criminal penalties, administrative fines and cease-and-desist orders (and the publication thereof), imprisonment or other sanctions.

Shareholder Disclosure and Reporting Obligations under U.S. Law

Holders of FCA shares are subject to certain U.S. reporting requirements under the Exchange Act for shareholders owning more than 5 percent of any class of equity securities registered pursuant to Section 12 of the Exchange Act. Among the reporting requirements are disclosure obligations intended to keep investors aware of significant accumulations of shares that may lead to a change of control of an issuer.

If FCA were to fail to qualify as a foreign private issuer in the future, Section 16(a) of the Exchange Act would require FCA's directors and executive officers, and persons who own more than ten percent of a registered class of FCA's equity securities, to file reports of ownership of, and transactions in, FCA's equity securities with the SEC. Such directors, executive officers and ten percent stockholders would also be required to furnish FCA with copies of all Section 16 reports they file.

Disclosure Requirements under Italian law and European Union law

Further disclosure requirements shall apply to FCA under Italian law by virtue of the listing of FCA's shares on the MTA. Summarized below are the most significant requirements to be complied with by FCA in connection with the admission to listing of FCA common shares on the MTA. The breach of the obligations described below may result in the application of fines and criminal penalties (including, for instance, those provided for insider trading and market manipulation).

In particular, the following main disclosure obligations shall apply to FCA:

- the Legislative Decree no. 58/1998, or the Italian Financial Act effective as of the date of this report: article 92 (equal treatment principle), article 114-*bis* (to the extent applicable to Dutch companies, information concerning the allocation of financial instruments to corporate officers, employees and collaborators), article 115 (information to be disclosed to CONSOB) and article 180 and the following (relating to insider trading and market manipulation);
- the applicable law concerning market abuse and, in particular, Regulation (EU) 596/2014 (the "MAR Regulation") and its implementing measures: article 7 (Inside information), article 17 (Public disclosure of inside information) and article 18 (Insider lists) as well as the implementing regulations.

In addition to the above, the applicable provisions set forth under the market rules (including those relating to the timing for the payment of dividends) shall apply to FCA.

It remains understood that the foregoing is based on the current legal framework and, therefore, it may vary following any potential regulatory intervention by the concerned Member States and competent authorities.

Disclosure of Inside Information - Article 17 of the MAR Regulation

Pursuant to the MAR Regulation, FCA shall disclose to the public, without delay, any inside information which: (i) is of a precise nature; (ii) has not been made public; (iii) relates directly to FCA or FCA's common shares; and (iv) if it were made public, would be likely to have a significant effect on the prices of FCA's common shares or on the price of related derivative financial instruments (the "Inside Information"). In this regard,

- “*information shall be deemed to be of a precise nature*” if: (a) it indicates a set of circumstances which exists or which may reasonably be expected to come into existence, or an event which has occurred, or which may reasonably be expected to occur and (b) it is specific enough to enable a conclusion to be drawn as to the possible effect of that set of circumstances or event on the prices of the financial instruments (i.e., FCA’s common shares) or the related derivative financial instrument. In this respect in the case of a protracted process that is intended to bring about, or that results in, particular circumstances or a particular event, those future circumstances or that future event, and also the intermediate steps of that process which are connected with bringing about or resulting in those future circumstances or that future event, may be deemed to be precise information.
- “*information which, if it were made public, would be likely to have a significant effect on the prices of financial instruments, derivative financial instruments*” shall mean information a reasonable investor would be likely to use as part of the basis of his or her investment decisions.

An intermediate step in a protracted process shall be deemed to be Inside Information if, by itself, it satisfies the criteria of Inside Information as referred to above.

The above disclosure requirement shall be complied with through the publication of a press release by FCA, in accordance with the modalities set forth under the MAR Regulation and Dutch and Italian law, disclosing to the public the relevant Inside Information.

Under specific circumstances, CONSOB may at any time request: (a) FCA to disclose to the public specific information or documentation where deemed appropriate or necessary or alternatively (b) to be provided with specific information or documentation. For this purpose, CONSOB has wide powers to, among other things, carry out inspections or request information to the members of the managing board, the members of the supervisory board or to the external auditor.

FCA shall publish and transmit to CONSOB any information disseminated in any non EU-countries where FCA’s common shares are listed (i.e., the U.S.), if this information is significant for the purposes of the evaluation of FCA’s common shares listed on the MTA.

FCA may, on its own responsibility, delay disclosure to the public of Inside Information provided that all of the following conditions are met: (a) immediate disclosure is likely to prejudice the legitimate interests of FCA; (b) delay of disclosure is not likely to mislead the public; (c) FCA is able to ensure the confidentiality of that information.

In the case of a protracted process that occurs in stages and that is intended to bring about, or that results in, a particular circumstance or a particular event, FCA may on its own responsibility delay the public disclosure of Inside Information relating to this process, subject to points (a), (b) and (c) above.

Insiders’ Register - Article 18 of the MAR Regulation

FCA, as well as persons acting on its behalf or on its account, shall draw up and keep regularly updated, a list of all persons who have access to Inside Information and who are working for them under a contract of employment, or otherwise performing tasks through which they have access to Inside Information, such as advisers, accountants or credit rating agencies (the “insider list”).

FCA or any person acting on its behalf or on its account, shall take all reasonable steps to ensure that any person on the insider list acknowledges in writing the legal and regulatory duties entailed and is aware of the sanctions applicable to insider dealing and unlawful disclosure of inside information.

Public Tender Offers

Certain rules provided for under Italian law with respect to both voluntary and mandatory public tender offers shall apply to any offer launched for FCA’s common shares. In particular, among other things, the provisions concerning the tender offer price, the content of the offer document and the disclosure of the tender offer will be subject to the supervision by CONSOB and Italian law.

FCA Policies

Code of Conduct

The Company and all its subsidiaries refer to the principles contained in the FCA code of conduct (the “Code of Conduct”) approved by the Board of Directors on April 29, 2015 and updated in January 2017.

The Code applies to all board members and officers of FCA and its subsidiaries, as well as full-time and part-time employees of FCA and any of its subsidiaries. The Code of Conduct also applies to all temporary, contract and all other individuals and companies that act on behalf of FCA, wherever they are located in the world.

The Code of Conduct represents a set of values recognized, adhered to and promoted by the Group which understands that conduct based on the principles of diligence, integrity and fairness is an important driver of social and economic development.

The Code of Conduct is a pillar of the integrity system which regulates the decision-making processes and operating approach of the Group and its employees in the interests of stakeholders. The Code of Conduct amplifies aspects of conduct related to the economic, social and environmental dimensions, underscoring the importance of dialog with stakeholders. Explicit reference is made to the UN’s Universal Declaration on Human Rights, the principal Conventions of the International Labor Organisation (“ILO”), the OECD Guidelines for Multinational Enterprises, the U.S. Foreign Corrupt Practices Act (“FCPA”) and United Kingdom Bribery Act (“UKBA”). The Code of Conduct is supplemented by Practices aimed to provide specific guidance to all workforce members on how to effectively apply the Principles under the Code of Conduct in relation to various topics such as: the Environment, Health and Safety, Anti-corruption, Suppliers, Respect of Human Rights, Conflicts of Interest, Data Privacy, Information Assets Protection, Antitrust and Export controls. Moreover FCA has published on the FCA Website an updated version of the Company Sustainability Guidelines to cover specific business matters detailing FCA’s accountability and commitment to a culture of responsibility and integrity.

FCA endeavors to ensure that the Code of Conduct is regarded as a best practice of business conduct and observed by those third parties with whom it maintains business relationships of a lasting nature such as suppliers, dealers, advisors and agents. In fact, Group contracts worldwide include specific clauses relating to recognition and adherence to the principles underlying the Code of Conduct, as well as compliance with local regulations, particularly those related to corruption, money-laundering, terrorism and other crimes constituting liability for legal persons.

The Company closely monitors the effectiveness of and compliance with the Code of Conduct. Violations of the Code of Conduct are essentially determined through, among others: periodic activities carried out by Internal Audit of the Group according to the annual Audit Plan, approved by the FCA Audit Committee and the CEO, that is based on a group risk assessment process; allegations received in accordance with the “Ethics Helpline process and procedure”; and checks forming part of the standard operating procedures. Internal Audit investigates violations of the Code of Conduct also through specific Business Ethics Audits (“BEA”). On a regular basis the Chief Audit, Sustainability and Compliance Officer (the Chief Audit Executive, or CAE) informs the Chief Executive Officer and the Audit Committee on the major findings. For all Code of Conduct violations, the disciplinary measures taken are commensurate with the seriousness of the case and comply with local legislation.

The Code of Conduct, including further information on its effectiveness and compliance, is available on the Governance section of the Group’s website at https://www.fcagroup.com/en-US/group/governance/code_of_conduct/.

Insider Trading Policy

On October 10, 2014, Fiat Investments’ board of directors adopted an insider trading policy, setting forth guidelines and recommendations to all Directors, officers and employees of the Group with respect to transactions in the Company’s securities. This policy, which also applies to immediate family members and members of the households of persons covered by the policy, is designed to prevent insider trading or allegations of insider trading, and to protect the Company’s integrity and ethical conduct. This policy was amended by the Board of Directors of FCA on July 28, 2016 following the new applicable law concerning market abuse and, in particular, the MAR Regulation and its implementing regulations; the Policy was further revised by the Board of Directors on October 2, 2019, effective as of November 4, 2019, to improve its effectiveness and scope.

Sustainability Practices

The Group is committed to operating in an environmentally and socially-responsible manner. For a full description of sustainability governance, guidelines, targets and results, refer to the section *NON-FINANCIAL INFORMATION* elsewhere in this report.

Diversity Policy

On December 20, 2017, the Board of Directors adopted a diversity policy for the Board of Directors (the “Diversity Policy”), as the Company believes that diversity in the composition of the Board of Directors in terms of age, gender, expertise, work and personal background and nationality is an important means of promoting debate, balanced decision-making and independent actions of the Board of Directors. For further information, refer to the section *Composition of the Board of Directors* included elsewhere in this report.

The Company applies the following aspects of diversity to the Board of Directors: age, gender, expertise, work and personal background and nationality. The Company considers each of these aspects key drivers to support the above-mentioned goals and to achieve sufficient diversity of views and the expertise needed for a proper understanding of current affairs and longer-term risks and opportunities related to the Company's business. The Board of Directors and its Governance and Sustainability Committee consider such factors when evaluating nominees for election to the Board of Directors and during the annual performance assessment process.

Concrete targets that the Company aims to achieve, with an overriding emphasis based on merit, within the next several years, are that (a) at least 30% of the seats of the Board of Directors are occupied by women and at least 30% by men; (b) the nationality of the members of the Board of Directors shall be reasonably consistent with the geographic spread of FCA's business in such manner that no nationality shall count for more than 60% of the members of the Board of Directors; and (c) the age of the members of the Board of Directors should be more diverse by having one or more members of the Board of Directors aged under 50 at the day of their nomination; provided that in the selection of a candidate on the basis of the defined diversity criteria, rules and generally accepted principles of non-discrimination (on grounds such as ethnic origin, race, disability or sexual orientation) will be taken into account.

To ensure its correct implementation, the Diversity Policy has been considered in the adoption of a profile for non-executive Directors and will be taken into account in the nomination of executive Directors, as well as in nominating and recommending non-executive Directors. In the 2019 financial year, the targets relating to nationality and age have been realized.

Compliance with Dutch Corporate Governance Code

The Dutch Corporate Governance Code contains principles and best practice provisions that regulate relations between the board and the shareholders (including the general meeting of shareholders). The Dutch Corporate Governance Code is divided into five chapters which address the following topics: (i) long-term value creation; (ii) effective management and supervision; (iii) remuneration; (iv) the general meeting; and (v) one-tier governance structure.

Dutch companies whose shares are listed on a regulated stock exchange or comparable system, such as the NYSE or the MTA, are required under Dutch law to disclose in their annual reports whether or not they apply the provisions of the Dutch Corporate Governance Code and, in the event that they do not apply a certain provision, to explain the reasons why they have chosen to deviate.

FCA acknowledges the importance of good corporate governance and supports the best practice provisions of the Dutch Corporate Governance Code.

The Dutch Corporate Governance Code was revised in December 2016 and the revised Dutch Corporate Governance Code became effective on January 1, 2018, being applicable retrospectively from the 2017 financial year. Consequently, FCA has reported in 2018 regarding its application of the revised Dutch Corporate Governance Code over the 2017 financial year.

While the Company endorses the principles and best practice provisions of the Dutch Corporate Governance Code, its current corporate governance structure applies the following best practice provisions as follows:

- We deviate from the Dutch Corporate Governance Code’s general best practice provision regarding the maximum of one non-executive director affiliated with a shareholder holding ten percent or more of the shares in the company. We believe this is appropriate in light of the position of Exor N.V. as our reference shareholder.
- The Company does not have a retirement schedule as referred to in best practice provision 2.2.4. of the Dutch Corporate Governance Code, because, pursuant to the Articles of Association, the term of office of Directors is approximately one year, with such a period expiring on the day the first annual general meeting of FCA shareholders is held in the following calendar year. This approach is in line with the general practice for companies listed in the U.S. As the Company is listed at NYSE, the Company also relies on certain US governance policies, one of which is the reappointment of our Directors at each annual general meeting of FCA shareholders.
- The Board has not appointed a Vice-chairman in the sense of best practice provision 2.3.7 of the Dutch Corporate Governance Code. The Board has however appointed a Chairman of the Company and one of the non-executive directors as “*voorzitter*” of the Board of Directors (referred to as the “Senior Non-executive Director”). The Board Regulations provide that in the absence of the Senior Non-executive Director, any other non-executive director chosen by a majority of the directors present at a meeting shall preside at meetings of the Board of Directors. In addition, the Chairman of the Company acts as contact for individual directors regarding the functioning of the Senior Non-executive Director and any conflict of interest, or potential conflict of interest, of the Senior Non-executive Director can be reported to the Chairman. We believe that this is sufficient to ensure that the functions assigned to the vice-chairman by the Dutch Corporate Governance Code are properly discharged.
- Pursuant to best practice provision 4.1.8 of the Dutch Corporate Governance Code, every executive and non-executive Director nominated for appointment should attend the general meeting at which votes will be cast on his or her nomination. Since, pursuant to the Articles of Association, the term of office of Directors is approximately one year, with such a period expiring on the day the first annual general meeting of FCA shareholders is held in the following calendar year, all members of the Board of Directors are nominated for (re)appointment each year. By publishing the relevant biographical details and curriculum vitae of each nominee for (re)appointment, the Company ensures that the Company’s general meeting of shareholders is well informed in respect of the nominees for (re)appointment and, in practice, only the executive Directors will therefore be present at the general meeting.
- Mr. John Elkann, being an executive Director, has a position on the Governance and Sustainability Committee to which best practice provision 5.1.4 of the Dutch Corporate Governance Code applies. The position of Mr. Elkann as executive Director in this committee *inter alia* follows from the duties of the governance and sustainability committee, which are more extensive than the duties of a selection and appointment committee and include duties that warrant participation of an executive Director in the view of the Company.

Differences between Dutch Corporate Governance Practices and NYSE Listing Standards

The discussion below summarizes the significant differences between our corporate governance practices and the NYSE standards applicable to U.S. companies, as well as certain ways in which our governance practices (see above section *Compliance with Dutch Corporate Governance Code*) deviate from those suggested in the Dutch Corporate Governance Code.

- The NYSE requires that when an audit committee member of a U.S. domestic listed company serves on four or more audit committees of public companies, the listed company should disclose (either on its website or in its annual proxy statement or annual report filed with the SEC) that the board of directors has determined that this simultaneous service would not impair the director’s service to the listed company. Dutch law does not require the Company to make such a determination.

- The Audit Committee is elected by the Board of Directors and is comprised of at least three non-executive Directors. Audit Committee members are also required (i) not to have any material relationship with the Company or to serve as auditors or accountants for the Company; (ii) to be “independent” for the purposes of NYSE rules, Rule 10A-3 of the Exchange Act and the Dutch Corporate Governance Code; and (iii) to be “financially literate” and have “accounting or selected financial management expertise” (as determined by the Board of Directors). Furthermore, the Audit Committee may not be chaired by the Chairperson of the Board or by a former executive of the Company. Currently, the Audit Committee consists of Mr. Earle (Chairman), Mr. Thompson, Ms. Wheatcroft and Ms. Mars.
- In contrast to NYSE rules applicable to U.S. companies which require that external auditors be appointed by the Audit Committee, the general rule under Dutch law is that external auditors are appointed at a general meeting of shareholders. In accordance with the requirements of Dutch law, the appointment and removal of our independent registered public accounting firm must be resolved upon at a general meeting of shareholders. Our Audit Committee is responsible for the recommendation to the shareholders of the appointment and compensation of the independent registered public accounting firm and oversees and evaluates the work of our independent registered public accounting firm.
- NYSE rules require a U.S. listed company to have a compensation committee and a nominating/corporate governance committee composed entirely of independent directors. As a foreign private issuer, we do not have to comply with this requirement, however the Dutch Corporate Governance Code also requires us to have a Compensation Committee and a selection and appointment committee (which we call our Governance and Sustainability Committee). Our Compensation Committee Charter states that a maximum of one member of the Compensation Committee may be non-independent according to the Dutch Corporate Governance Code. All the current members of the Compensation Committee are independent under both the NYSE rules and the Dutch Corporate Governance Code.
- Under NYSE listing standards, shareholders of U.S. companies must be given the opportunity to vote on all equity compensation plans and to approve material revisions to those plans, with the limited exceptions set forth in the NYSE rules. As a foreign private issuer, we are permitted to follow our home country laws regarding shareholder approval of compensation plans, and under Dutch law such approval from shareholders is not required for equity compensation plans for employees other than the members of the Board of Directors, and to the extent the authority to grant equity rights has been delegated at a general meeting of shareholders to the Board of Directors. For equity compensation plans for members of the Board of Directors and/or in the event that the authority to issue shares and/or rights to subscribe for shares has not been delegated to the Board of Directors, approval at a general meeting of shareholders is required.
- While NYSE rules do not require listed companies to have shareholders approve or declare dividends, the Dutch Corporate Governance Code requires that a dividend distribution be a separate agenda item at a general meeting of shareholders in which the annual accounts are adopted. In our case, Article 23 of our Articles of Association provides that annual dividends must be resolved upon at a general meeting of shareholders. However, interim dividend distributions can be resolved upon by the Board of Directors, subject to meeting certain criteria listed in Article 23 of our Articles of Association.

Report of the Non-Executive Directors

Introduction

This is the report of the non-executive Directors of the Company over the 2019 financial year as referred to in best practice provision 5.1.5 of the Dutch Corporate Governance Code.

It is the responsibility of the non-executive Directors to supervise the policies carried out by the executive Directors and the general affairs of the Company and its affiliated enterprise, including the implementation of the strategy of the Company regarding long-term value creation. In so doing, the non-executive Directors act solely in the interest of the Company. With a view to maintaining supervision on the Company, the non-executive Directors regularly discuss FCA's long-term business plans, the implementation of such plans and the risks associated with such plans with the executive Directors.

According to the Articles of Association, the Board of Directors is a single board and consists of three or more members, comprising both members having responsibility for the day-to-day management of FCA (executive Directors) and members not having such day-to-day responsibility (non-executive Directors). The tasks of the executive and non-executive Directors in a one-tier board such as the Company's Board of Directors may be allocated under or pursuant to the Articles of Association, provided that the general meeting of shareholders has stipulated whether such Director is appointed as executive or as non-executive Director and furthermore provided that the task to supervise the performance by the Directors of their duties can only be performed by the non-executive Directors. Regardless of an allocation of tasks, all Directors remain collectively responsible for the proper management and strategy of the Company (including supervision thereof in case of non-executive Directors).

Details of the current composition of the Board of Directors (including the non-executive Directors) and its committees are set forth in the section "*Board of Directors*" above.

Supervision by the non-executive Directors

The non-executive Directors supervise the policies carried out by the executive Directors and the general affairs of the Company and its affiliated enterprises. In so doing, the non-executive Directors have also focused on the effectiveness of the Company's internal risk management and control systems, the integrity and quality of the financial reporting and FCA's long-term business plans, the implementation of such plans and the associated risks.

The non-executive Directors also determine the remuneration of the executive directors and nominate candidates for the Director appointments. Furthermore, the Board of Directors may allocate certain specific responsibilities to one or more individual directors or to a committee comprised of eligible Directors of the Company and subsidiaries of the Company. In this respect, the Board of Directors has allocated certain specific responsibilities to the Audit Committee, the Compensation Committee and the Governance and Sustainability Committee. Further details on the manner in which these committees have carried out their duties, are set forth in the sections "*The Audit Committee*", "*The Compensation Committee*" and "*The Governance and Sustainability Committee*", within "*Board Practices and Committees*" above.

The non-executive Directors supervised the adoption and implementation of the strategies and policies by the Group, reviewed this annual report, including the Remuneration Report and the Group's financial results, received updates on legal and compliance matters and they have been regularly involved in the review and approval of transactions entered into with related parties. The non-executive Directors have also reviewed the reports of the Board of Directors and its committees, the sustainability achievement and objectives and the recommendations for the appointment of Directors.

During 2019, there were 18 meetings of the Board of Directors. Portions of these meetings took place without the executive Directors being present. The average attendance at those meetings was approximately 89.81 percent. An overview of the attendance of the individual Directors per meeting of the Board of Directors and its committees set out against the total number of such meetings is set out below:

Name	Meeting Board of Directors	Audit Committee	Governance and Sustainability Committee	Compensation Committee
John Elkann	18/18	-	1/1	-
Michael Manley	18/18	-	-	-
Richard K. Palmer ⁽¹⁾	17/17	-	-	-
Ronald L. Thompson	17/18	10/10	-	-
Andrea Agnelli	13/18	-	-	-
Tiberto Brandolini d'Adda	18/18	-	-	-
Glenn Earle	18/18	10/10	-	-
Valerie A. Mars	17/18	10/10	-	3/3
Ruth J. Simmons ⁽²⁾	0/1	-	1/1	-
Michelangelo A. Volpi	11/18	-	-	2/3
Patience Wheatcroft	17/18	10/10	1/1	-
Ermenegildo Zegna	17/18	-	-	3/3
John Abbott	13/18	-	-	-

(1) Mr. Richard K. Palmer was appointed as executive director at the general meeting of shareholders held on Friday, April 12, 2019.

(2) Ms. Ruth J. Simmons decided not to stand for another election at the general meeting of shareholders held on Friday, April 12, 2019

During these meetings, the key topics discussed were, amongst others: the Group's strategy and analysis of strategic options, investments, the Group's financial results and reporting, acquisitions and divestitures, executive compensation, product plan and technological developments, risk management, legal and compliance matters, sustainability, human resources, implementation of the Remuneration Policy, and the Remuneration Report, the new LTIP, including the Metrics and targets and the Stock Ownership and Retention Guidelines.

Independence of the non-executive Directors

The non-executive Directors are required by Dutch law to act solely in the interest of the Company. The Dutch Corporate Governance Code stipulates the corporate governance rules relating to the independence of non-executive Directors and requires under most circumstances that a majority of the non-executive Directors be "independent."

We have determined that seven of our twelve Board members qualify as independent for purposes of NYSE rules, Rule 10A-3 of the Exchange Act, and the Dutch Corporate Governance Code.

Mr. Thompson, the Senior Non-Executive Director and "voorzitter" of the Board of Directors, is independent under the Dutch Corporate Governance Code in accordance with best practice provision 2.1.9 of the Dutch Corporate Governance Code.

Whilst FCA acknowledges that it is not in compliance with best practice provision 2.1.7 (iii) of the Dutch Corporate Governance Code on the basis that more than one of its non-executive directors are affiliated with FCA's largest shareholder, Exor N.V. and notwithstanding the foregoing regarding the non-independent directors, FCA is of the opinion that it otherwise meets the independence requirements set forth in best practice provision 2.1.10 of the Dutch Corporate Governance Code.

Evaluation by the non-executive Directors

The non-executive Directors are responsible for supervising the Board of Directors and its committees, as well as the individual executive and non-executive Directors, and are assisted by the Governance and Sustainability Committee in this respect.

In accordance with the Governance and Sustainability Committee Charter, the Governance and Sustainability Committee assists and advises the Board of Directors with respect to periodic assessment of the performance of individual Directors. In this respect, the Governance and Sustainability Committee has, amongst others, the duties and responsibilities to review annually the Board of Directors' performance and the performance of its committees and to review each Director's continuation on the Board of Directors at appropriate regular intervals as determined by the Governance and Sustainability Committee.

In 2019, the Governance and Sustainability Committee focused on the periodic assessment of the performance of the Board of Directors, its committees and the individual Directors during the meeting held on February 19. During that meeting, the Governance and Sustainability Committee dealt also with the directors' nomination process and focused on the assessment of Directors' qualifications, the size and composition of the Board of Directors and the committees, and the recommendations for Directors' election.

The non-executive Directors have been regularly informed by each committee as referred to in best practice provision 2.3.5 of the Dutch Corporate Governance Code and the conclusions of those committees were taken into account when drafting this report of the non-executive Directors.

The non-executive Directors were able to review and evaluate the performance of the Audit Committee, the Governance and Sustainability Committee and the Compensation Committee. No need to amend the size or composition of the Audit Committee, the Governance and Sustainability Committee and the Compensation Committee, nor any reason to amend their charters was identified. Further details on the manner in which these committees have carried out their duties, are set forth in the sections "*The Audit Committee*", "*The Compensation Committee*" and "*The Governance and Sustainability Committee*", within "*Board Practices and Committees*" above.

On the basis of the preparations by the Governance and Sustainability Committee, the non-executive Directors were able to review the Board of Director's assessments, the individual Directors' assessments and the recommendation for Directors' election. The Board of Directors concluded that each of the Directors continues to demonstrate commitment to its respective role in the Company.

Also, pursuant to the Compensation Committee Charter, the Compensation Committee implements and oversees the Remuneration Policy as it applies to non-executive Directors, executive Directors and senior officers reporting directly to the executive Directors. The Compensation Committee administers all the equity incentive plans and the deferred compensation benefits plans. On the basis of the assessments performed, the non-executive Directors determine the remuneration of the executive Directors and nominate candidates for the Director appointments.

The non-executive Directors have supervised the performance of the Audit Committee, the Compensation Committee and the Governance and Sustainability Committee.

Responsibilities in Respect to the Annual Report

The Board of Directors is responsible for preparing the Annual Report, inclusive of the Consolidated and Company Financial Statements and Report on Operations, in accordance with Dutch law and International Financial Reporting Standards as issued by the International Accounting Standards Board and as adopted by the European Union (EU-IFRS).

In accordance with Section 5:25c, paragraph 2 of the Dutch Financial Supervision Act, the Board of Directors states that, to the best of its knowledge, the Financial Statements prepared in accordance with applicable accounting standards provide a true and fair view of the assets, liabilities, financial position and profit or loss for the year of the Company and its subsidiaries and that the Report on Operations provides a true and a fair view of the performance of the business during the financial year and the position at balance sheet date of the Company and its subsidiaries, developments during the year, together with a description of the principal risks and uncertainties that the Company and the Group face.

February 25, 2020

The Board of Directors

John Elkann
Michael Manley
Richard K. Palmer
John Abbott
Andrea Agnelli
Tiberto Brandolini d'Adda
Glenn Earle
Valerie A. Mars
Ronald L. Thompson
Michelangelo A. Volpi
Patience Wheatcroft
Ermenegildo Zegna

REMUNERATION REPORT

The quality of our leadership and their commitment to the Company are fundamental to our success. FCA's global remuneration principles support our business strategy and growth objectives in the diverse and evolving markets in which we compete. Our remuneration policies are designed to appropriately pay-for-performance with an emphasis on creating long-term shareholder value, avoiding arrangements that risk pay for failure. A variety of factors are taken into consideration when evaluating compensation arrangements, including the long-term objectives of the Company and its shareholders and a clear framework of compensation best practices which keep pace with ever-evolving US and European market-specific best practices.

Within the scope of FCA's Remuneration Policy, the remuneration of the Executive Directors is determined by the Board of Directors at the recommendation of the Compensation Committee of the Board of Directors (the "Compensation Committee"). This annual Remuneration Report describes how the pay programs and practices of the Executive Directors were implemented in 2019, in accordance with the Remuneration Policy.

Please note that, as required by changes to Dutch law and Corporate Governance Code, FCA will be presenting an updated Remuneration Policy to its shareholders for approval during its Annual General Meeting ("AGM") in April 2020. Accordingly, this Remuneration Report has been written and formatted to adopt the standardized presentation communicated by the Commission under the European Union Revised Shareholders' Rights Directive.

Going forward, per the revised legislation, the following Remuneration elements will be explicitly addressed in our Remuneration Policy, not the Report. For completeness, they are stated now and detailed herein until the updated Policy is formally presented to and approved by FCA's shareholders:

- Description of Purpose, Vision and Values of the Company;
- Remuneration Principles;
- How we select our Peer Group for Executive Compensation benchmarking;
- Five year Pay Ratio trend;
- Overview of Remuneration Elements including how fixed and variable elements are used and how they relate to each other;
- Stock Related Provisions including a description of policies relating to stock-ownership, retention, claw-back, insider trading;
- Terms of Engagement for Non-Executive Directors; and
- Derogation from the Remuneration Policy

2019 Financial Year - Highlights summary

A key tenet of FCA's Remuneration Policy is pay for performance. The Group reported strong full year 2019 results, while setting a secure path to remain an industry leader. The following highlights some of the key achievements during the year:

- Strong operating results with adjusted EBIT of €6.7 billion and Industrial free cash flows of €2.1 billion; record North America Adjusted EBIT of €6.7 billion, with higher results in LATAM of €0.5 billion;
- Record U.S. Ram brand sales of 703 thousand units, up 18% year over year;
- FCA and PSA signed binding combination agreement for 50/50 merger to create 3rd largest global OEM by revenues and 4th by volume;
- Completed sale of Magneti Marelli with cash proceeds of €5.8 billion and payment of €2.0 billion extraordinary dividend to shareholders;
- New UAW four year collective bargaining agreement in United States, building on Group's commitment to grow U.S. manufacturing operations;
- €1.1 billion ordinary dividend to be paid in Spring 2020, subject to Board and shareholder approval.

The following table highlights the financial metrics in the year:

Financial Metric	2019	Change from 2018
	(€ million, except as otherwise noted)	
Worldwide combined shipments (in thousands of units)	4,418	(9)%
Net revenues	108,187	(2)%
Net profit from continuing operations	2,700	(19)%
Adjusted EBIT ⁽¹⁾	6,668	(1)%
Adjusted EBIT margin ⁽¹⁾	6.2%	+10 bps
Adjusted Net profit ⁽¹⁾	4,297	(9)%
Diluted earnings per share from continuing operations (€ per share)	1.71	(19)%
Adjusted diluted earnings per share ⁽¹⁾ (€ per share)	2.73	(9)%
Cash flows from operating activities - continuing operations	10,770	14 %
Industrial free cash flows ⁽¹⁾	2,113	(52)%

(1) Refer to FINANCIAL OVERVIEW - Non-GAAP Financial Measures for additional detail and definitions of these performance metrics.

Remuneration Principles

The guiding principles of our Remuneration Policy direct our efforts to provide a compensation structure that allows FCA to attract and retain the most highly qualified executive talent and to motivate such executives to achieve business and financial goals that create long-term value for shareholders and other stakeholders in a manner consistent with our core business and leadership values. FCA’s compensation philosophy, aims to provide compensation to its executive directors as outlined below.

Alignment with FCA's strategy	Compensation is strongly linked to the achievement of the Group's publicly disclosed performance targets.
Pay for performance	Compensation must reinforce our performance-driven culture and principles of meritocracy. As such, the majority of pay is linked directly to the Group's performance through both short and long-term variable pay instruments.
Competitiveness	Compensation will be competitive against the comparable market and set in a manner to attract, retain and motivate expert leaders and highly qualified executives in geographies where we directly compete.
Long-term shareholder value creation	Targets triggering any variable compensation payment should directly align with the interest of shareholders and other stakeholders to promote the long-term success of the Company and constructed to avoid excessive levels of compensation.
Compliance	Our compensation policies and plans are designed to comply with applicable laws and corporate governance requirements.
Risk prudence	The compensation structure should avoid incentives that encourage unnecessary or excessive risks that could threaten the Company's value or reputation.

Director's Total Remuneration in 2019

The following table summarizes the remuneration paid or awarded to the members of the Board of Directors for the year ended December 31, 2019.

Directors of FCA	Office held	Year	Fixed Remuneration			Variable Remuneration			Total Remuneration	Proportion of Fixed Remuneration	Proportion of Variable Remuneration
			Base salary	Annual Fee	Fringe benefits	Short-term incentive ⁽¹⁾	Long-term incentive ⁽²⁾	Retirement Benefits Expense			
(€)											
Executive Directors											
ELKANN, John Philipp ⁽³⁾	Chairman	2019	893,276	—	672,284 ⁽⁵⁾	—	2,284,386 ⁽⁸⁾	— ⁽¹¹⁾	3,849,946	41%	59%
		2018	1,693,545	—	875,944	—	—	549,000	3,118,489	82%	18%
MANLEY, Michael	CEO	2019	1,429,241	—	30,389 ⁽⁶⁾	1,203,243	8,819,249 ⁽⁹⁾	1,798,791 ^{(12), (13)}	13,280,913	11%	89%
		2018 ⁽⁴⁾	600,442	—	89,817	310,766	1,687,075	292,329	2,980,429	23%	77%
PALMER, Richard ⁽¹⁴⁾	CFO	2019	923,916	—	53,351 ⁽⁷⁾	501,128	2,309,323 ⁽¹⁰⁾	247,570 ⁽¹³⁾	4,035,288	24%	76%
		2018	—	—	—	—	—	—	—	—%	—%
Non-Executive Directors											
ABBOTT, John	Director	2019	—	178,655	—	—	—	—	178,655	100%	—%
		2018	—	84,677	—	—	—	—	84,677	100%	—%
AGNELLI, Andrea	Director	2019	—	178,655	1,502	—	—	—	180,157	100%	—%
		2018	—	169,355	—	—	—	—	169,355	100%	—%
BRANDOLIN ID'ADDA, Tiberto	Director	2019	—	178,655	2,313	—	—	—	180,968	100%	—%
		2018	—	169,355	1,074	—	—	—	170,429	100%	—%
EARLE, Glenn	Director	2019	—	196,521	19,128 ⁽¹⁵⁾	—	—	—	215,649	100%	—%
		2018	—	186,290	18,392	—	—	—	204,682	100%	—%
MARS, Valerie	Director	2019	—	192,054	16,475 ⁽¹⁵⁾	—	—	—	208,529	100%	—%
		2018	—	182,056	8,044	—	—	—	190,100	100%	—%
SIMMONS, Ruth J. ⁽¹⁶⁾	Director	2019	—	91,561	8,274 ⁽¹⁵⁾	—	—	—	99,835	100%	—%
		2018	—	173,588	6,917	—	—	—	180,505	100%	—%
THOMPSON, Ronald L.	Director	2019	—	209,920	10,604 ⁽¹⁵⁾	—	—	—	220,524	100%	—%
		2018	—	198,992	6,917	—	—	—	205,909	100%	—%
VOLPI, Michelangelo A.	Director	2019	—	183,122	6,287 ⁽¹⁵⁾	—	—	—	189,409	100%	—%
		2018	—	173,588	—	—	—	—	173,588	100%	—%
WHEATCROFT, Patience	Director	2019	—	192,054	12,230 ⁽¹⁵⁾	—	—	—	204,284	100%	—%
		2018	—	182,056	11,819	—	—	—	193,875	100%	—%
ZEGNA, Ermenegildo	Director	2019	—	192,054	13,572 ⁽¹⁵⁾	—	—	—	205,626	100%	—%
		2018	—	182,056	9,186	—	—	—	191,242	100%	—%
Total 2019			3,246,433	1,793,251	846,409	1,704,371	13,412,958	2,046,361	23,049,783		

(1) The amounts represent the bonus earned for the performance year 2019 which will be paid in 2020.

(2) The amounts represent the Company's 2019 expense relating to grants issued to the Executive Directors under the Long Term Equity Incentive Plan.

(3) Effective January 1, 2019 The Chairman's compensation arrangement was changed to include a reduction in base salary and introduction of a long term variable pay component.

(4) Represents remuneration paid or earned for his CEO service from July 21, 2018 through December 31, 2018.

(5) The stated amount includes the use of transport and insurance premiums.

(6) The stated amount includes the use of transport and financial counseling.

(7) The stated amount includes the use of transport, insurance premiums and tax preparation.

(8) Chairman expense relates to the LTI grant he received in 2019 relating to the 2019 - 2021 performance period

(9) CEO expense includes €1,205,281 relating to the LTI grant he received in 2018 for his CEO service during the period July 21, 2018 through December 31, 2018 and €7,613,968 relating to the LTI grant he received in 2019 relating to the 2019 - 2021 performance period. In 2019, the CEO received the 3rd and final tranche of the equity award granted in 2015 for the 2014 - 2018 performance period for his role prior to becoming CEO. The 2019 expense relating to this grant is included in the aggregate compensation expense for executives with strategic responsibilities in Note 24, Related party transactions, within the Consolidated Financial Statements included elsewhere in this report.

(10) CFO expense relates to the LTI grant he received in 2019 relating to the 2019 - 2021 performance period

(11) Effective January 1, 2019 the Chairman waived his post retirement benefit and a recovery of €1.8 million was recognized in connection with the elimination of this benefit.

(12) Includes one-time expense of €0.9 million relating to his Executive Postretirement Health Care Plan.

(13) Both the CEO and CFO have fully vested post retirement pension benefits that were provided to them prior to their appointments to Executive Directors. The expense relating to this benefit is included in aggregate compensation expense for executives with strategic responsibilities in Note 24, Related party transactions, within the Consolidated Financial Statements included elsewhere in this report.

(14) Represents remuneration paid or earned since his appointment to the Board on April 12, 2019 through December 31, 2019.

(15) The stated amount refers to certain automobile perquisites, which are subject to taxes for the imputed income on the purchase or lease of Company vehicles.

(16) Represents remuneration paid or earned from January 1, 2019 through April 12, 2019. Upon departure from the Board, FCA US legacy Board payments in the amount of €735,894 were delivered in 2019.

1. Remuneration of Executive Directors

Summary Overview of Remuneration Elements

Remuneration of the executive directors' is simple and transparent in design, and consists of the following key elements, all of which have been benchmarked and confirmed by an external compensation consultant:

Element	Description	2019 Application
Annual base salary	Market based fixed cash compensation set competitively to approved multinational peer group	Annual base salary as follows: <ul style="list-style-type: none"> Chairman: Effective January 1, 2019 changed from U.S. \$2.0 million to U.S.\$1.0 million upon introduction of a long-term variable pay component in compensation arrangement CEO: U.S.\$1.6 million, no change as competitive pay was set upon appointment in 2018. CFO: U.S.\$1.43 million, carry-over arrangement approved by the Compensation Committee in 2019 upon his appointment to Executive Director
Short-term incentive ("Annual Bonus")	Annual Bonus payout in cash subject to the achievement of annually pre-established, challenging financial objectives and thus demonstrably linked to the performance of the Company	Three equally weighted metrics were selected to align with business priorities (€ millions): <ul style="list-style-type: none"> Adjusted EBIT (7,500) Adjusted net profit (4,700) Industrial Free Cash Flow (2,000) <p>Chairman: Not eligible for annual bonus payout</p> <p>CEO: Target annual bonus payout: 150 percent of base salary Maximum annual bonus payout: Capped at 300 percent of base salary.</p> <p>CFO: Legacy arrangement approved by the Compensation Committee in 2019 upon appointment to Executive Director Target annual bonus payout: 100 percent of base salary Maximum annual bonus payout: Capped at 150 percent of base salary.</p> <p>Payout incentive zone: Linear between minimum and target and linear between target and maximum</p>
Long-term incentive ("LTI")	Long-term incentive to align Executive Directors to strategic goals and reward for sustained long-term growth <p>Two components</p> <ul style="list-style-type: none"> performance share units restricted (retention) share units <p>Performance component is subject to the achievement of predetermined challenging performance and market objectives comprised of two equally weighted metrics, relative Total Shareholder Return ("TSR") and Adjusted EBIT</p> <p>Maximum payout: 225 percent of the target number of TSR performance share units granted and 100 percent of the target number of Adjusted EBIT performance share units granted</p>	A new LTI Plan design was approved by the shareholders at the 2019 Annual General Meeting. This new design incorporates annual rolling LTI plan grants directly linked to three year performance periods. With this approach, the intent is to deliver a consistent long-term incentive opportunity vesting annually, providing of course that company and individual performance conditions are met. FCA's previous plan covered a five-year performance period with partial vesting after performance years 3 and 4 if cumulative targets were met, with final cliff vesting after year 5. The new annual rolling nature of the new plan design will eliminate the yearly variability of FCA's previous long-term incentive approach. In 2019, grants were awarded for the first of the 2019-2021 three-year performance period (with a transitional vesting schedule). In 2020, grants will follow for the 2020-2022 cumulative performance period (with cliff vesting in 2023). <p>Chairman: Target annual LTI grant: 300 percent of base salary of which 75% is performance share units and 25% is restricted (retention) share units. In 2019, a grant of 558,480 units was awarded for the 2019 - 2021 performance period.</p> <p>CEO: Target annual LTI grant: 625 percent of base salary of which 75% is performance share units and 25% is restricted (retention) share units. In 2019, a grant of 1,861,440 units was awarded for the 2019 - 2021 performance period.</p> <p>CFO: Target annual LTI grant: 210 percent of base salary of which 66.7% is performance share units and 33.3% is restricted (retention) share units. In 2019, a grant of 558,990 units was awarded for the 2019 - 2021 performance period.</p>

Element	Description	2019 Application
Post Retirement Benefits	<p>The CEO participates in a defined contribution plan for U.S. based salaried employees and has a supplemental retirement benefit and a retiree health care benefit.</p> <p>The Chairman and the CFO participate in a retiree health care benefit plan.</p>	<p>Chairman: Effective January 1, 2019 waived post mandate benefit of 5 times base salary; a recovery of €1.8 million was recognized in connection with the elimination of the post mandate benefit. Eligible for a retiree healthcare plan provided to executives in Italy which provides for a reimbursement of a portion of health care costs incurred in retirement.</p> <p>CEO: Consistent with US CEO compensation benchmarks, a supplemental retirement benefit of three times annual base salary is provided. This benefit requires five years of CEO service for 100% vesting and 3 years of service for 50% vesting. Eligible for Executive Postretirement Health Care Plan which provides healthcare coverage in the United States upon retirement. In 2019, a cost of €1.7 million was recognized in connection with these benefits.</p> <p>CFO: Eligible for a retiree healthcare plan provided to executives in Italy which provides for a reimbursement of a portion of health care costs incurred in retirement.</p>
Other benefits	Executive directors may receive usual and customary fringe benefits such as severance, company cars, medical insurance, accident and disability insurance, tax preparation, financial counseling, tuition reimbursement and tax equalization	<p>Chairman severance: 1 times annual base salary</p> <p>CEO severance: 1 times annual base salary linked to non-compete and other restrictive covenants for 1 year.</p> <p>CFO severance: Carry-over, pre Executive Director arrangement of 2 times base salary linked to non-compete and other restrictive covenants for 2 years.</p> <p>CEO and CFO change of control provision: severance and accelerated vesting of outstanding awards under the Equity Incentive Plan in case of termination following change of control within 24 months by the company (unless for cause) or by the Executive Director for good reason.</p> <p>For 2019, no severance benefits were paid or due to Executive Directors.</p>

Compensation Peer Group

The Company periodically benchmarks its executive compensation programs and the compensation offered to Directors against peer companies and monitors compensation levels and trends in the market.

The Compensation Committee strives to identify a peer group that best reflects all aspects of the Company's business and considers public listing, industry practices, geographic reach, and revenue proximity, with market capitalization considered as secondary characteristic. Our peer group represents a blend of both U.S. and European Companies in recognition of the relevant talent market for our executives. In addition to including U.S. and European automobile manufacturers, our peer group includes U.S. and European companies that have significant manufacturing and/or engineering operations and a global market presence.

For 2019, the Compensation Committee confirmed that the composition of our 26 company peer group listed below continues to be appropriate for evaluating pay level (and pay practices) for our Executive Directors versus external benchmarks. For 2020, the Committee has updated this peer group to remove Johnson Controls and add ABB.

Peer Group Companies:

Airbus Group	Daimler AG	Johnsons Controls Inc.	The 3M Company
ArcelorMittal SA	Deere & Company	Lockheed Martin Corporation	ThyssenKrupp AG
Bayer AG	Ford Motor Company	Northrop Grumman Corporation	United Technologies Corporation
BMW Group AG	General Dynamics Corporation	PSA Peugeot Citroen	Volkswagen AG
The Boeing Company	General Electric Company	Raytheon Company	The Volvo Group
Caterpillar Inc.	General Motors Company	Renault SA	
Continental AG	Honeywell International Inc.	Siemens AG	

Short-Term Incentive

For 2019, the Compensation Committee pre-established the annual financial performance goals for the Short Term Incentive based on the Company's 2019 financial plan approved by the Board of Directors in 2018. In addition, the Compensation Committee considered input from the external compensation consultant to ensure the goals are linked to long-term shareholder value creation. The 2019 bonus plan goals were set with challenging hurdles, directly in line with the Group's business plan, and as set forth below.

2019 Performance Metrics ⁽¹⁾	Weight	Minimum (€ millions)	Target (€ millions)	Maximum (€ millions)
Adjusted EBIT	1/3	6,750	7,500	11,250
Adjusted net profit	1/3	4,230	4,700	7,050
Industrial Free Cash Flows	1/3	1,800	2,000	3,000

(1) Refer to FINANCIAL OVERVIEW - Non-GAAP Financial Measures for additional detail and definitions of these performance metrics.

The target incentive for the annual bonus program for 2019 is 150% of base salary for the CEO and 100% of base salary for the CFO. To earn any incentive, the performance achieved must be at least 90% of the specific target established. For the CEO, to earn the maximum payout of 300% of base salary, actual results must be delivered at 150% of the target performance, or greater, for all the performance metrics. The CFO maximum payout is capped at 150% of base salary. The payout incentive zone is linear between minimum and target and as well as between target and maximum.

Executive Director's 2019 Bonus Company Performance Factor Calculations:

Executive Directors	Target Payout	Corporate Measures	Weight	Minimum (€ millions)	Target (€ millions)	Maximum (€ millions)	Achievement (€ millions)	Actual vs Target	Company Performance Factor ⁽¹⁾	Weighted Company Performance Factor
MANLEY, Michael	150% of base salary	Adjusted EBIT	1/3	6,750	7,500	11,250	6,668	88.9%	0.0%	0.0%
		Adjusted Net profit	1/3	4,230	4,700	7,050	4,297	91.4%	57.1%	19.0%
		Industrial Free Cash Flows	1/3	1,800	2,000	3,000	2,113	105.7%	111.3%	37.1%
		Total Annual Bonus (U.S.\$ thousands)		\$ 1,200	\$ 2,400	\$ 4,800	Weighted Company Performance Factor		56.1%	
PALMER, Richard	100% of base salary	Adjusted EBIT	1/3	6,750	7,500	11,250	6,668	88.9%	0.0%	0.0%
		Adjusted Net profit	1/3	4,230	4,700	7,050	4,297	91.4%	57.1%	19.0%
		Industrial Free Cash Flows	1/3	1,800	2,000	3,000	2,113	105.7%	105.7%	35.2%
		Total Annual Bonus (U.S.\$ thousands)		\$ 715	\$ 1,430	\$ 2,145	Weighted Company Performance Factor		54.2%	

(1) As described above, the Company Performance Factor for the CEO is higher than the CFO as at maximum performance the CEO would receive two times his targeted bonus whereas the CFO would receive one and a half times his targeted bonus.

The Compensation Committee reviews the achievement of the above metrics against the pre-established targets and presents the results to the non-executive Directors, typically in the first quarter of each year with the completion of the year-end earnings release. In 2019, Industrial Free Cash Flow was slightly over achieved, and the 90% minimum threshold for Adjusted Net Profit performance was achieved at 91.4%, however Adjusted EBIT performance fell below the 90% minimum threshold and, therefore, paid nothing.

CEO 2019 Short-term Incentive Calculation

The bonus earned by the CEO for performance year 2019, payable in 2020, was U.S. \$ 1,347,000 based on the corresponding weighted company performance factor of 56.1%.

Base Salary	Bonus Target %	Weighted Company Performance Factor	Bonus Earned
\$ 1,600,000	X 150%	X 56.1%	= \$ 1,347,000

CFO 2019 Short-term Incentive Calculation

The bonus earned by the CFO for performance year 2019, prorated for his appointment to Executive Director from April 12, 2019 through to December 31, 2019 was U.S. \$ 561,000 payable in 2020, based on the corresponding weighted company performance factor of 54.2%.

Base Salary		Bonus Target %		Weighted Company Performance Factor		Prorated percentage ⁽¹⁾		Bonus Earned
\$ 1,430,000	X	100%	X	54.2%	X	72.3%	=	\$ 561,000

(1) Prorated percentage relates to the period from his appointment to Executive Director, April 12, 2019, through to December 31, 2019

2020 Bonus Plan Goals

The 2020 Bonus Plan goals as approved by the Compensation Committee, are set forth below:

2020 Performance Metrics ⁽¹⁾	Weight	Minimum (€ millions)	Target (€ millions)	Maximum (€ millions)
Adjusted EBIT	1/3	6,300	7,000	10,500
Adjusted net profit	1/3	4,050	4,500	6,750
Industrial Free Cash Flows	1/3	1,800	2,000	3,000

(1) Refer to FINANCIAL OVERVIEW - Non-GAAP Financial Measures for additional detail and definitions of these performance metrics.

Realized Long-Term Incentives

In 2019, the CEO received the pro-rated CEO service units as granted in 2018 and approved by shareholders at the April 12, 2019 AGM under the 2014 - 2018 LTI plan. This grant was made only to recognize the additional duties and corresponding new total compensation package associated with his serving as the Group CEO (as opposed to the Head of Jeep) for the period July 21, 2018 through December 31, 2018. This grant also included a higher ratio of at-risk Performance Share Units, as is typical for LTI plans awarded to the Chief Executive.

For the avoidance of doubt, these awards were fully based on the pre-established goals set for the 2014-2018 LTI Plan and were pro-rated and granted only to align to the associated time period of his appointment as CEO with the mandate to deliver the final months' performance of the five year business plan. The units granted to the previous CEO for this five month time period (which directly corresponded to his LTI percentage of his total compensation package) were forfeited.

As disclosed in the 2018 Remuneration Report, Total Shareholder Return ("TSR") performance share units were earned at 150% of target by ranking number one amongst the TSR peer group for the cumulative performance period. Adjusted Net profit performance shares were earned at 100% of target as cumulative Adjusted Net profit significantly exceeded the cumulative target. Accordingly, 214,182 shares were delivered to the CEO. This outcome, and delivery of shares in 2019, reflects the successful completion of the Company's 2014 - 2018 Business Plan and the Company's delivery of significant value to its shareholders.

New Long-Term Equity Incentive Plan Grant

A new LTI Plan design was approved by shareholders at the April 12, 2019 Annual General Meeting. This new design incorporates annual rolling LTI plan grants directly linked to three-year performance period. With this approach, the intent is to deliver a consistent long-term incentive opportunity vesting annually, providing of course that performance conditions are met. FCA's previous plan covered a five year performance period with partial vesting after performance year 3 and year 4 if cumulative targets were met, with final cliff vesting after year 5. The annual, rolling nature of the new plan design will eliminate the yearly vesting variability of FCA's previous long-term incentive approach. In 2019, grants were awarded for the first three-year performance period 2019 - 2021 (with a transitional vesting schedule). In 2020, grants will follow for the 2020-2022 cumulative performance period (with cliff vesting in 2023).

Annual awards granted under the new LTI will be comprised of a split of performance share units and restricted (retention) share units. The performance based awards vesting under the new LTI plan are conditional on meeting two independent, equally weighted cumulative three year metrics, Adjusted EBIT and Relative TSR. Each metric has minimum and target performance levels; performance below the minimum results in no awards being earned. The 2019 -2021 Cumulative Performance Targets are set forth below,

2019 - 2021 Performance Metrics	Weight	2019 - 2021 Cumulative Performance Targets
Adjusted EBIT (€ billions)	50%	28.2
Relative TSR	50%	Rank 5 th out of 16 competitors

As shown in the tables below, the Adjusted EBIT component payout begins at 80% of target achievement and has a maximum payout at 100% for target achievement. The Relative TSR component earns partial vesting if the Company is ranked seventh or better among an industry specific peer group of sixteen, including the Company, and a maximum payout of 225%, if the Company is ranked first among the sixteen companies. The plan allows no payout if the Company is ranked below the median of the designated peer group over the performance period.

Listed below are the Adjusted EBIT and TSR payout scales:

Adjusted EBIT Payout Scale	
% Achieved	Payout % of Target
100.0%	100.0%
95.0%	87.5%
90.0%	75.0%
85.0%	62.5%
80.0%	50.0%

TSR Payout Scale	
FCA Rank	Payout % of Target
1	225.0%
2	180.0%
3	145.0%
4	120.0%
5	100.0%
6	75.0%
7	50.0%
8-16	0.0%

Listed below is the Relative TSR peer group:

Volkswagen AG	Toyota Motor Corporation	Daimler AG	General Motors Company
Ford Motor Company	Honda Motor Co. Ltd.	BMW Group	The Hyundai Motor Company
PSA Peugeot Citroen	Renault SA	Nissan Motor Co.	KIA Motors
Suzuki Motor Corporation	Mazda Motor Corporation	Tesla Inc.	

Under this new Long-Term Equity Incentive Plan approved by shareholders, the first three-year rolling plan (2019-2021) includes a transitional partial vesting schedule so that participants of the previous five year 2014 - 2018 LTI Plan do not again deliver results for three (or five) years without earning an annual incentive payout opportunity. New hires eligible for a long-term incentive will not receive any such transitional vesting opportunity. Providing a partial incentive vesting ‘bridge’ to previous plan participants (who waited five years for full LTI plan vesting with FCA’s prior plan) was deemed critical to ensuring key talent is retained. The tables below illustrate the previous five year 2014 - 2018 LTI approach, the new annual rolling LTI grant approach and the associated three-year cliff vesting as well as the one-time transitional partial vesting for plan participants switching between the two LTI plan designs. (Note that full payout of this transitional vesting opportunity does not occur until after performance year 2021 is complete).

2014- 2018 Vesting Schedule

	2014	2015	2016	2017	2018	2019
2014 - 2018 Plan	Performance Period					
		Grant PSU's and RSU's		1/3 vests	1/3 vests	1/3 vests

New Annual Rolling Approach Vesting Schedule

	Year 1	Year 2	Year 3	Year 4	Year 5
Three Year Plan #1	Performance Period				
	Grant PSU's and RSU's			Cliff Vests	
Three Year Plan #2		Performance Period			
		Grant PSU's and RSU's			Cliff Vests

2019 - 2021 Transitional Partial Vesting Schedule

	2019	2020	2021	2022
2019 - 2021 Plan	Performance Period			
	2019 Grant PSU's and RSU's	1/3 vests	1/3 vests	1/3 vests

As noted in the Summary Overview of Remuneration Elements, the Executive Directors received a grant in 2019 under the new LTI plan. The actual payout that the Executive Directors may realize on the performance share units depends on the achievement of critical financial and relative stock performance targets established by the Compensation Committee for the 2019-2021 performance period. The maximum opportunity of these new equity awards is 820,269 units for the Chairman, 2,733,990 units for the CEO, and 791,904 units for the CFO.

The Compensation Committee reviews the results and achievement of metrics and presents the results to the non-Executive Directors typically in the first quarter of each year with the completion of the year-end earnings release. In 2019, the 88.9% of the Adjusted EBIT target was achieved resulting in a payout of 72.27% of the target Adjusted EBIT performance share units. In addition, the Company ranked 6th among the 16 Relative TSR peer group resulting in a payout of 75% of the target Relative TSR performance share units.

Adjusted EBIT Payout Scale		TSR Payout Scale	
% Achieved	Payout % of Target	FCA Rank	Payout % of Target
100.0%	100.0%	1	225.0%
95.0%	87.5%	2	180.0%
90.0%	75.0%	3	145.0%
85.0%	62.5%	4	120.0%
80.0%	50.0%	5	100.0%
		6	75.0%
		7	50.0%
		8-16	0.0%

Subject to the achievement or satisfaction of the terms and conditions of the award agreements, the number of units to be delivered in 2020 to the Executive Directors based on this 2019 achievement is 165,435 to the Chairman, 551,409 to the CEO and 170,122 to the CFO.

Share Plans Granted to Directors

The following table provides an overview of the share plans held by the Executive Directors for the year ended December 31, 2019:

Name of Director, Position	Specification of Plan	Performance Period	Grant Date ⁽¹⁾	Vesting Date	Opening Balance	Shares Granted	Market Value on Grant Date	Shares Awarded Due to Performance	Shares Vested ⁽³⁾	Shares Subject to a Performance Condition	Shares Awarded and Unvested	Share-Based Compensation Expense ⁽²⁾
ELKANN, John Philipp, Chairman	2019 LTI RSU	2019 - 2021	May 15, 2019	May 1, 2020 May 1, 2021 May 1, 2022	—	139,620	€ 1,844,006	—	—	—	139,620	€ 622,462
	2019 LTI PSU	2019 - 2021	May 15, 2019	May 1, 2020 May 1, 2021 May 1, 2022	—	418,860	€ 5,532,017	—	—	418,860	418,860	€ 1,661,924
MANLEY, Michael, CEO	2014 - 2018 LTI RSU	2014-2018	September 27, 2018	May 8, 2019	45,091	—	€ 821,493	—	45,091	—	—	€ 156,978
	2014 - 2018 LTI PSU	2014-2018	September 27, 2018	May 8, 2019	135,273	—	€ 2,464,497	33,818	169,091	135,273	—	€ 1,048,303
	2019 LTI RSU	2019 - 2021	May 15, 2019	May 1, 2020 May 1, 2021 May 1, 2022	—	465,360	€ 6,146,158	—	—	—	465,360	€ 2,074,696
	2019 LTI PSU	2019 - 2021	May 15, 2019	May 1, 2020 May 1, 2021 May 1, 2022	—	1,396,080	€18,438,473	—	—	1,396,080	1,396,080	€ 5,539,272
PALMER, Richard, CFO	2019 LTI RSU	2019 - 2021	May 15, 2019	May 1, 2020 May 1, 2021 May 1, 2022	—	186,330	€ 2,460,920	—	—	—	186,330	€ 830,708
	2019 LTI PSU	2019 - 2021	May 15, 2019	May 1, 2020 May 1, 2021 May 1, 2022	—	372,660	€ 4,921,839	—	—	372,660	372,660	€ 1,478,615

(1) In 2019, the Board approved holding requirements for Executive Directors effective for grants issued after January 1, 2020. The grants issued in 2018 and 2019 are not subject to these holding requirements.

(2) In 2019, the CEO received the 3rd and final tranche of the equity award granted in 2015 for the 2014 - 2018 performance period for his role prior to becoming CEO. The 2019 expense relating to this grant is included in the aggregate compensation expense for executives with strategic responsibilities in Note 24, Related party transactions, within the Consolidated Financial Statements included elsewhere in this report.

(3) The fair market value of the shares that vested on May 8, 2019 was €2,931,078.

In December 2019, the Compensation Committee, in accordance with the terms of the LTI plan, approved a conversion factor of 1.107723 that was applied to outstanding awards under the Long Term Incentive Plan to make equity award holders whole for the resulting diminution in the value of an FCA common share as a result of the payment of an extraordinary cash distribution to holders of FCA common shares on May 30, 2019. The number of shares granted has been adjusted as follows:

Name of Director, Position	Specification of Plan	Performance Period	Grant Date	Shares Granted	Conversion Factor	Dilution Adjustment	Number of Adjusted Shares
ELKANN, John Philipp, Chairman	2019 LTI RSU	2019 - 2021	May 15, 2019	139,620	1.107723	15,040	154,660
	2019 LTI PSU	2019 - 2021	May 15, 2019	418,860	1.107723	45,121	463,981
MANLEY, Michael, CEO	2019 LTI RSU	2019 - 2021	May 15, 2019	465,360	1.107723	50,130	515,490
	2019 LTI PSU	2019 - 2021	May 15, 2019	1,396,080	1.107723	150,390	1,546,470
PALMER, Richard, CFO	2019 LTI RSU	2019 - 2021	May 15, 2019	186,330	1.107723	20,072	206,402
	2019 LTI PSU	2019 - 2021	May 15, 2019	372,660	1.107723	40,144	412,804

Stock Ownership

Our Board recognizes the critical role that executive stock ownership and retention has in aligning the interests of management with those of shareholders. In 2019, the Board approved stock ownership and retention guidelines for Executive Directors.

The Chairman and CEO are subject to stock ownership guidelines which require owning shares with an aggregate value of not less than six (6) times base salary. The CFO is subject to stock ownership guidelines which requires owning shares with an aggregate value of not less than three (3) times base salary. Executive Directors are required to meet their required level of ownership prior to February 21, 2024 (five years from the date of Board approval) and, once achieved, maintain their required level until the Executive Director ceases to be subject to these ownership guidelines or becomes subject to a lower ownership level.

The Chairman and CEO are required to retain one hundred percent (100%) of net, after-tax shares of Common stock issued upon vesting and settlement of any equity awards granted until the fifth (5th) anniversary of the grant date of such award. The CFO, in accordance with his carry-over pre-Executive Director arrangement is required to retain fifty percent (50%) of any net, after- tax shares of Common stock issued upon vesting and settlement of any equity awards granted until the ownership guidelines are met. These retention requirements apply to Common stock issued upon vesting and settlement of any equity awards granted after January 1, 2020.

Remuneration to Former Executive Directors

Pursuant to our former CEO’s employment agreement and as described in the 2018 Remuneration Report, the remaining pro-rated long-term incentive award was delivered in 2019. As a result of overachievement of performance objectives for the 2014 - 2018 performance period a total of 1,951,457 units were delivered. This represented the maximum amount of 125% of the pro-rated award. Other payments will be made consistent with obligations set forth in Mr. Marchionne’s employment agreement, including his post mandate benefit of 5 x base compensation.

2. Remuneration for Non-Executive Directors

Remuneration of non-executive directors is set forth in the Remuneration Policy. The current remuneration for the non-executive directors is shown in the table below.

Non-Executive Director Compensation	U.S.\$
Annual cash retainer	200,000
Additional retainer for Audit Committee member	10,000
Additional retainer for Audit Committee Chair	20,000
Additional retainer for Compensation/Governance Committee member	5,000
Additional retainer for Compensation/Governance Committee Chair	15,000
Additional retainer for Lead Independent Director	25,000

At the 2017 annual general meeting of FCA shareholders, the Company's shareholders approved amendments to the Remuneration Policy to introduce the principle that non-executive directors are paid in cash. Remuneration of non-executive directors is fixed and not dependent on the Group's financial results. Non-executive directors are not eligible for variable compensation and do not participate in any incentive plans. Non-executive directors are entitled to certain automobile perquisites, which are subject to taxes for the imputed income on the purchase or lease of Company vehicles.

3. Recoupment of Incentive Compensation (Claw back Policy)

The Company is dedicated to maintaining and enhancing a culture focused on integrity and accountability. Employment agreements with members of management, including its executive officers, and also the Equity Incentive Plan (“EIP”), allow the Company to recover, or clawback, incentive compensation, including the ability to retroactively adjust if any cash or equity incentive award is predicated upon achieving financial results and the financial results were subject to an accounting restatement. In addition, the CEO and each of the Company’s executive officers will repay net amounts received for their, 2017, 2018 and 2019 annual bonuses, restricted share units and performance share units if, during the two years after payment, (i) FCA restates its financial statements for any vesting or performance period covered by the compensation (“covered period”), (ii) “cause”, as defined in executive’s employment agreement, existed during a covered period, or (iii) the executive engaged in certain conduct that has been materially injurious to the Company. In the financial year 2019, no situation occurred which variable remuneration has been, or had to be, reclaimed.

4. Insider Trading Policy

The Company maintains an insider trading policy applicable to all directors, employees, members of the households and immediate family members (including spouse and children) of persons listed and other unrelated persons, if they are supported by the persons listed. The insider trading policy provides that the aforementioned individuals may not buy, sell or engage in other transactions in the Company's stock while in possession of material non-public information; buy or sell securities of other companies while in possession of material non-public information about those companies they become aware of as a result of business dealings between the Company and those companies; disclose material non-public information to any unauthorized persons outside of the Company; or engage in hedging transactions through the use of certain derivatives, such as put and call options involving the Company's securities. The insider trading policy also restricts trading by specified individuals to defined window periods which follow the Company's quarterly earnings releases.

To ensure alignment with shareholders' interest and to further strengthen our compensation risk management policies and practice, the Company's insider trading policy prohibits all individuals to whom the policy applies from engaging in a short sale of the Company's or its subsidiaries' securities and derivatives (such as options, puts, calls, or warrants).

5. Compliance with the Remuneration Policy

The remuneration paid to executive and non-executive directors for 2019 was done in line with the applicable remuneration policy. We refer to the paragraphs on *Summary Overview of Remuneration Elements, Short Term Incentive Calculations 2019* and *Long Term Incentive Calculations 2019* above, for an elaboration on how the remunerations in the Remuneration Report contribute to the long-term performance of the Company.

6. Terms of engagement

The Executive Directors are employed by the Company on the basis of an employment agreement for an indefinite period of time and are employed at will, meaning either party can terminate the employment relationship at any time. They are appointed in their Corporate role for a period of approximately one year (i.e. until the general meeting in the calendar year following the year of appointment).

7. Derogations and deviations from the Remuneration Policy

For 2019, no derogations or deviations were made to the applicable remuneration policy.

8. Internal Pay Ratios and Comparative Information

Internal Pay Ratios

The Compensation Committee considers internal pay ratios within the Company when setting the Executive Directors' compensation. In line with the newly released guidance provided under the Dutch Corporate Governance Code and the Dutch Civil Code, the CEO pay ratio and five year average employee compensation are to be disclosed in the annual Remuneration Report. Last year, FCA voluntarily reported our CEO pay ratio as our US peers began disclosing in 2018 per SEC guidelines. In accordance with SEC guidelines, the median compensated employee's total direct compensation was used last year to compare to the CEO's targeted total direct compensation. This year, the basis of the CEO pay ratio uses recently disclosed Dutch methodology of average employee compensation, including all labor costs.

To meet the new five year trend of average employee compensation requirement, total personnel costs reported in the annual report (refer to Note 8, *Other information by nature* within the Consolidated financial statements included elsewhere in this report) less any Executive Director compensation divided by the average headcount reported in the annual report (refer to Note 8, *Other information by nature* within the Consolidated financial statements included elsewhere in this report) less any Executive Directors who are included in the total average headcount was utilized and is illustrated below:

Employees excluding Executive Directors	2019	2018	2017	2016 ⁽¹⁾	2015 ⁽¹⁾	5 year average
Personnel Costs (€ billions)	11.4	11.7	11.7	13.2	13.4	12.3
Average number of employees	198,770	203,120	197,038	235,480	236,558	214,193
Average employee compensation (€)	57,353	57,601	59,379	56,056	56,646	57,407

(1) These amounts reflect the Personnel Cost and Average number of employees as per the 2016 annual report on Form 20-F as filed with the SEC, and have not been restated to exclude the results of Magneti Marelli following the classification of Magneti Marelli as a discontinued operation.

A five-year trend of the CEO's pay ratio as required is shown below:

	2019 ⁽¹⁾	2018 ⁽²⁾	2017 ⁽³⁾	2016 ⁽³⁾	2015 ⁽³⁾	5 year average
CEO Compensation (€)						
Current CEO	13,280,913	2,980,429	—	—	—	
Former CEO	—	10,966,555	15,209,696	13,066,520	13,929,560	
	13,280,913	13,946,984	15,209,696	13,066,520	13,929,560	13,886,735
Average employee compensation (€)	57,353	57,601	59,379	56,056	56,646	57,407
CEO Pay Ratio	232	242	256	233	246	242

(1) Total reported in 2019 Director's total remuneration in 2019 for the CEO

(2) Total reported in 2018 Directors Compensation table for former and current CEO

(3) Total reported in 2017, 2016 and 2015 annual report in the Director's Compensation table plus pension and retirement savings costs for former CEO.

Comparative Table over Remuneration and Company Performance

In line with the new guidance provided under the Dutch Corporate Governance Code and the Dutch Civil Code, the performance of the company, the annual change of remuneration of each director, and of the average employee remuneration other than directors from 2015 to 2019 financial years is disclosed in the following table.

There was no change in the Chairman's remuneration from 2015 through 2018 as the Chairman's compensation arrangement consisted of a base salary and did not include variable compensation. As previously noted, the Chairman's compensation arrangement changed in 2019 to include a reduction in annual fee and the introduction of a long term incentive component representing 75% of his total targeted remuneration. The change in CEO remuneration in 2018 versus 2019 is largely a result of 2019 representing his first full year of remuneration given his appointment to CEO in July 21, 2018. As previously noted, Directors remuneration consists of an annual fee and does not include variable compensation. Year over year changes are a result of coming or leaving the Board or a Committee.

Company Performance		2019	2019 vs. 2018	2018 vs. 2017	2017 vs. 2016	2016 vs. 2015
		Annual Change Higher/(Lower)				
Net revenues (€ million)		108,187	(2,225)	4,682	(68)	(61)
Net profit/(loss) from continuing operations (€ million)		2,700	(630)	39	1,578	1,728
Diluted earnings/(loss) per share from continuing operations (€)		1.71	(0.41)	0.01	0.99	1.13

Directors Remuneration ^{(1),(2)}	Position	2019	2019 vs. 2018	2018 vs. 2017	2017 vs. 2016	2016 vs. 2015
		Annual Change (€) Higher/(Lower)				
ELKANN, John Philipp ⁽³⁾	Chairman	3,177,662	1,391,110	—	—	—
MANLEY, Michael ⁽⁴⁾	CEO	11,446,462	8,710,757	—	—	—
PALMER, Richard	CFO	3,734,367	—	—	—	—
ABBOTT, John ⁽⁵⁾	Director	178,655	89,328	89,328	—	—
AGNELLI, Andrea	Director	178,655	—	—	—	—
BRANDOLINI D'ADDA, Tiberto	Director	178,655	—	—	—	—
EARLE, Glenn	Director	196,521	—	—	—	—
MARS, Valerie	Director	192,054	—	—	—	—
SIMMONS, Ruth J. ⁽⁵⁾	Director	91,561	(91,561)	—	—	—
THOMPSON, Ronald L.	Director	209,920	—	—	—	—
VOLPI, Michelangelo A. ⁽⁵⁾	Director	183,122	—	91,561	91,561	—
WHEATCROFT, Patience	Director	192,054	—	—	—	—
ZEGNA, Ermenegildo ⁽⁵⁾	Director	192,054	—	4,464	4,464	—

Average employee remuneration	2019	2019 vs. 2018	2018 vs. 2017	2017 vs. 2016	2016 vs. 2015
	Annual Change (€) Higher/(Lower)				
Average employee remuneration	57,353	(248)	(1,778)	3,323	(590)

(1) Amounts included in 2019 and the year over year annual change are base salary, annual fee, short-term incentive and long-term incentive only. Amounts relating to fringe benefits and post retirement benefits expense have been excluded.

(2) Board of Directors base salary, annual fee, short-term incentive and long-term incentive are paid in U.S. dollars and presented in the annual Remuneration Report in Euros. For purposes of determining annual change, amounts reported in prior years have been restated to reflect a constant average exchange rate throughout the period reported. The rate used for translation was the average Euro to U.S. dollars for the year ended December 31, 2019 of €1.119.

(3) From 2015 - 2018, Chairman received an annual fee of \$2,000,000 and no variable compensation. The change in 2018 vs 2019 is due a change in the Chairman's compensation arrangement to include a reduction in fixed annual fee and introduction of a long-term variable pay component representing 75% of total targeted compensation.

(4) 2019 vs 2018 change is a result of 2018 remuneration relates to his CEO service from July 21, 2018 through December 31, 2018.

(5) Year over year change a result of coming on or leaving the Board or a Committee.

NON-FINANCIAL INFORMATION

Introduction

FCA recognizes that our environmental and social activities affect not only our aspiration to grow the business but also our commitment to improve our impact on the environment and the communities where we operate. Due to the complexity of the automotive industry's value chain and product offering, FCA impacts a large number and wide variety of stakeholders. We aim to create value through our relationships and connections with customers, employees, dealers, suppliers and communities, among others.

Emerging trends, evolving consumer attitudes and regulatory requirements influence not only which products and services we develop, but also how we develop them. FCA incorporates the concept of a circular economy into its business approach, focusing on reducing waste in every link in the value chain from vehicle design through production, distribution, use and eventual reuse of materials.

Our efforts to achieve progress toward the business plan objectives reflect our commitment to create long-term value responsibly, with full recognition of the broader role the Company plays.

To achieve our objectives, the Group targets:

- a governance model based on transparency and integrity;
- safe and sustainable products;
- a competitive product offering and innovative mobility solutions;
- effective communication with consumers;
- constructive management and professional development of employees;
- safe working conditions and respect for human rights;
- mutually beneficial relationships with business partners and local communities; and
- responsible management of manufacturing and non-manufacturing processes to reduce impacts on the environment.

Sustainability Governance

Several entities within the Group, primarily those referred to below, help direct a disciplined approach to sustainability management.

The Board of Directors, composed of both executive and non-executive members, is responsible for the management and strategic direction of the Group in view of long-term value creation. The Board's Governance and Sustainability Committee evaluates proposals related to strategic sustainability initiatives, advises the full Board as necessary, and reviews the sustainability achievements and objectives. For a full description of the Committee's responsibilities, refer to the section *CORPORATE GOVERNANCE* elsewhere in this report.

The CEO is supported by the GEC, a group led by the CEO and composed of senior leadership from regional operations, brands, industrial processes, and support/corporate functions. The GEC approves operating guidelines and plays a vital role in ensuring that sustainability efforts are aligned with economic and business objectives.

The Chief Audit, Sustainability and Compliance Officer is also a member of the GEC and coordinates the activities of the Sustainability Team. The Sustainability Team, with members located in Italy, Brazil, China and the U.S., facilitates the process of continuous improvement, contributing indirectly to risk management, cost optimization, stakeholder engagement and effective communication to stakeholders of its commitments and results.

Integrity of Business Conduct

The foundation of FCA's governance model is the Code of Conduct and a collection of supporting statements that reflect our commitment to a culture dedicated to integrity, responsibility and ethical behavior.

For further information about our Code of Conduct, refer to the *CORPORATE GOVERNANCE* section elsewhere in this report.

The FCA integrity system is comprised of these primary elements:

- The Code of Conduct, consisting of Principles that capture the Company's commitment to important values in business and personal conduct;
- Practices that are the basic rules that must guide our daily behaviors required to achieve our overarching Principles;
- Procedures that further articulate the Company's specific operational approach to achieving compliance and that may have specific application limited to certain geographical regions and/or businesses as appropriate; and
- statements, including Guidelines, that cover specific issues to emphasize the Company's accountability and commitment to a culture of responsibility, integrity and ethical behavior. These cover, among others, matters related to human rights, competition, sustainability for suppliers, environmental management and Conflict Minerals.

FCA disseminates the Principles, Practices, Procedures and Guidelines to employees. Employees are provided training about ethics and compliance, with particular focus on the Code of Conduct, anti-corruption, corporate governance and human rights, including non-discrimination and harassment prevention. Further, FCA employees may also seek advice concerning the application and interpretation of the FCA Code of Conduct by contacting their immediate supervisor, Human Resources representatives, the Legal Department and the Ethics Helpline.

Unless local law provides otherwise, employees must report violations of law, regulation or Company policy of which they become aware, including but not limited to, issues involving vehicle safety, vehicle emissions, financial reporting, or reports to governmental authorities. Any failure in reporting such violations could place the Company at risk, and may be the subject of disciplinary action.

To allow the reporting of concerns, the previous channels of the whistleblowing management system were consolidated in 2015 into the FCA Ethics Helpline. The Ethics Helpline offers a worldwide, common and independent intake channel via telephone and web to report any concerns of alleged situations, events, or actions that may be inconsistent with the Code of Conduct, as well as potential conflicts of interest. It is managed by an independent provider, available 24 hours a day, seven days a week. Reporting may be anonymous, where permitted by law. FCA's anti-retaliation policy addresses the protection of individuals who raise a concern.

FCA has chosen this reporting channel to meet compliance needs and maintain a continuous reporting environment. In addition, the FCA Ethics Helpline also allows employees, suppliers, dealers, consumers and other stakeholders to request advice about the application of the Code of Conduct (for example, to verify definitions of terms or restrictions under the Code).

Anti-Corruption and Bribery

Included in FCA's Code of Conduct are, among others, rules related to anti-bribery, anti-corruption, anti-competitive behavior and conflicts of interest.

FCA is committed to the highest standards of integrity, honesty and fairness in all internal and external affairs and will not tolerate any kind of bribery.

The Group's policy is that no one - director, officer, or other employee, agent or representative - shall, directly or indirectly, give, offer, request, promise, authorize, solicit or accept anything of value to a government official for an improper purpose in connection with their work for the Company. A violation of this policy is met with the harshest disciplinary measures. In addition, a violation of anti-bribery and anti-corruption laws is a serious offense for both companies and individuals, which can result in significant fines, reputational damage and imprisonment of individuals.

Our compliance program requires each FCA company that contracts with third parties to conduct appropriate background checks and carry out risk-based due diligence with respect to third parties under consideration, prior to finalizing any agreement with such third parties.

Alleged violations of our policy may be reported through the same channels as other types of potential violations, including the FCA Ethics Helpline website and telephone contact list available on our corporate website. Further, in order to assist the workforce in the management of conflicts of interest or any potential conflicts, the Group implemented a dedicated module to submit conflicts of interest disclosures through the FCA Ethics Helpline.

Human Rights

FCA's commitments include efforts directed to the prevention of adverse human rights conditions.

The Group requires the adoption of internationally recognized principles for the respect and support of fundamental human rights in every geographic area where FCA companies operate. FCA promotes these principles within its sphere of influence, expecting its suppliers, contractors and other business partners, with whom it does business, to adhere to these principles.

The Company is committed to adopting, maintaining and improving systems and processes designed to eliminate slavery and human trafficking from our supply chains or in any part of our business.

The FCA Human Rights Guidelines, publicly available, are consistent with the spirit and intent of the United Nations Universal Declaration of Human Rights, the United Nations Guiding Principles on Business and Human Rights ("Ruggie Framework"), the United Nations Sustainable Development Goals, the OECD Guidelines for Multinational Companies, the Declaration on Fundamental Principles and Rights at Work of the International Labour Organization ("ILO"), and the Modern Slavery Act 2015.

The Human Rights Guidelines cover the rights we seek to ensure for, and with, our major stakeholders:

- **Employees:** FCA prohibits the use of child and forced labor. We seek to provide a diverse and inclusive workplace, free from discrimination and harassment. We recognize and respect workforce members' freedom of association and are committed to providing employment conditions that are competitive and compliant with all applicable employment, wage and working hour laws. FCA conducts all of its worldwide operations with the highest regard for the health and safety of its workforce in accordance with applicable laws and is dedicated to continuously improving health and safety measures to help ensure that the potential for injury in the workplace is minimized.
- **Customers:** FCA is committed to offering safe, reliable, high-quality vehicles to our customers.
- **Communities:** FCA is committed to socially responsible engagement with the communities where we have operations.
- **Business partners and suppliers:** FCA expects our suppliers, contractors and other business partners with whom we do business, to adhere to our human rights standards. They are also required to comply with all occupational health and safety related rules and regulations, and to adopt measures and standards that contribute to an overall improvement in occupational health and safety performance throughout the value chain. For more information, refer to the *Supply Chain* section included elsewhere in this report.

Our due diligence processes include actions intended to safeguard against human rights abuses in any part of our business and in our supply chain.

As part of our initiative to internally identify and mitigate any related risks, the following tools have been developed:

- an annual survey aimed at detecting any case of child and forced labor at worldwide FCA companies, including those located in countries that have not ratified International Labour Organization Conventions on these issues. In 2019, no incidents of child labor or forced and compulsory labor were reported in any of the companies mapped; and
- a Human Rights survey performed by the Audit & Compliance department as part of the standard internal audit process, in order to cover due diligence requirements of the Ruggie Framework. Checks are also performed in those countries with a high risk based on the yearly Audit Plan. The checklist used by FCA includes risk items related to child labor and young workers, forced labor, non-discrimination, conditions of employment, security and supply chain management. The human rights self-assessment compliance checklist was performed by individual legal entities and reviewed by FCA's Audit & Compliance organization, with a coverage of 72% of the FCA workforce worldwide.

We regularly monitor risks related to human rights in our supply chain through two main monitoring tools:

- the FCA Supplier Sustainability Self-Assessment (“SSSA”) covering labor practice, human rights, ethics, diversity, and health and safety aspects, among others; and
- on-site audits conducted at high-risk supplier plants by either internal Supplier Quality Engineers or third-party auditors.

Alleged human rights violations are reported through the same channels as other types of potential violations, including the FCA Ethics Helpline website and telephone contact list available on our corporate website.

Materiality Analysis and Risks

Each year, FCA conducts an analysis of sustainability-related topics which may be considered material to the Company. “Material” in this sense differs from the financial definition, and represents information determined to be of interest to internal and external stakeholders due to its economic, environmental or social impact. Material aspects include the most important factors that relate to, and have an impact on, FCA's ability to create long-term value for its stakeholders.

The evaluation of material aspects involves consideration of factors such as stakeholder input, business plan targets, corporate values, industry trends, information of interest for investors, societal standards and expectations.

In addition, key global risks that have been identified through FCA's risk management framework are also examined for their relevance to the Company's sustainability profile and impact. These risks encompass a broad array of topics, including regulatory compliance, customer satisfaction, corporate cybersecurity, interruption of critical supplies and supplier quality, product portfolio and technology strategies, talent management, technology development and product launch, and commercial policies.

For more information regarding the key global focus risks identified by FCA and control measures taken, refer to the section *RISK MANAGEMENT* elsewhere in this report.

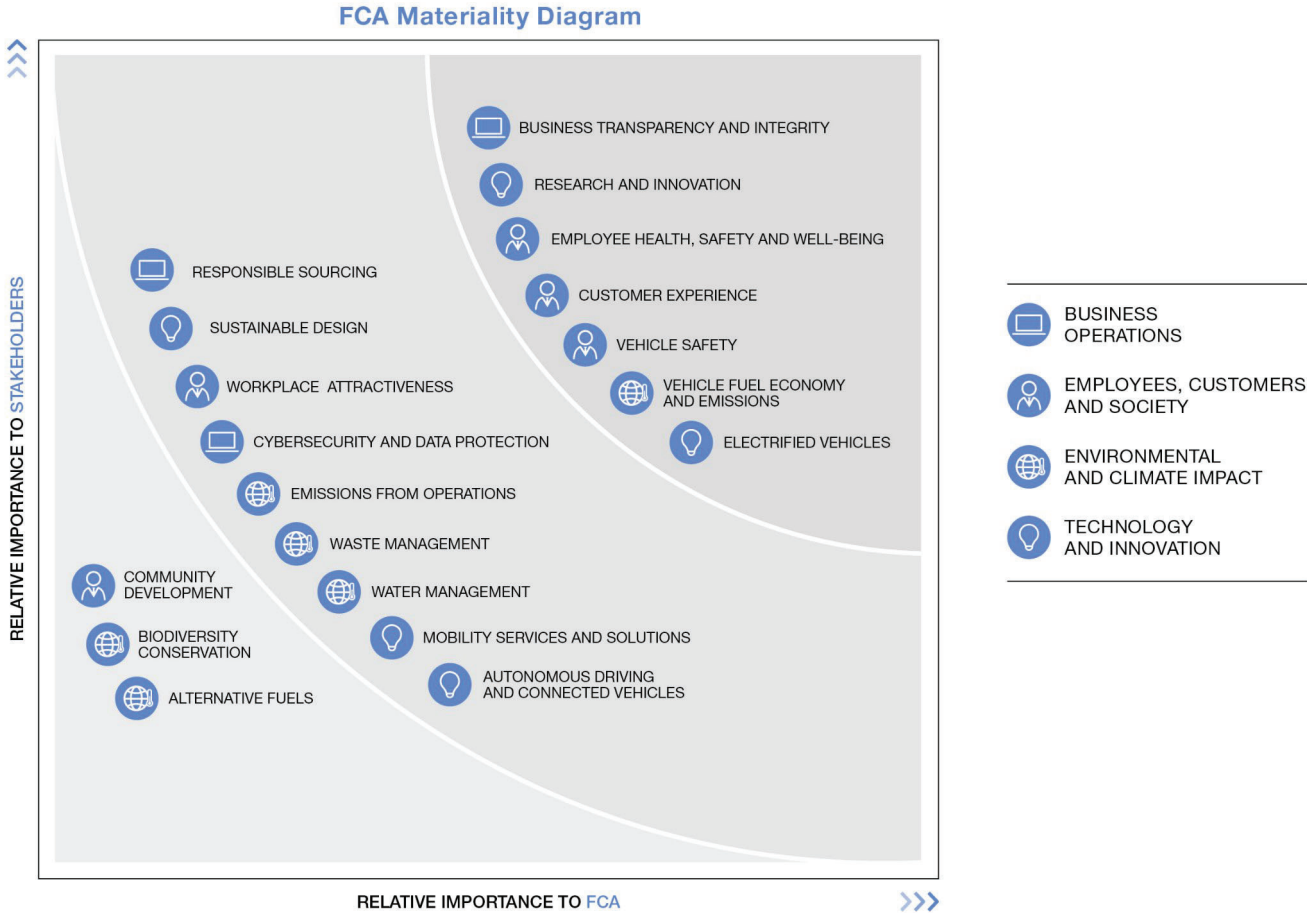
Gathering stakeholder input to determine materiality is an ongoing process. As a global enterprise with a complex, intricately connected value chain, FCA engages with a wide range of stakeholders, including employees, customers, suppliers, dealers, institutions, investors, trade unions, associations and local communities.

The Group annually conducts surveys and stakeholder engagement activities focused on sustainability topics. FCA has a target to innovate the sustainability dialogue with stakeholders, in the belief that these activities are an essential part of a robust sustainability program. They help us to better identify risks and opportunities, as well as to align our objectives to social, technological and regulatory changes around the globe. In each of the regions where FCA operates, these stakeholder initiatives are adapted to locally relevant topics and needs.

The conclusions from our analysis of the various factors, together with the results from our stakeholder engagement activities and survey, are presented on the Materiality Diagram, which charts the relative importance of issues for both internal and external stakeholders.

This materiality assessment is used to help prioritize issues in our sustainability-focused reporting as well as to set targets to address the material aspects that have been identified.

As a result, FCA has long-term sustainability-focused targets covering several priority areas such as quality and safety of vehicles; environmentally responsible products, plants and processes; corporate governance; and a healthy, safe and inclusive work environment. These areas were confirmed during the 2019 assessment as relevant for internal and external stakeholders in the sustainability materiality diagram and are also connected to the key risk factors identified by the risk management framework.



Environmental Impacts from Operations

FCA's environmental stewardship endeavors to achieve objectives on two fronts: to reduce its environmental footprint while also contributing to the Company's financial success through reduced production costs.

FCA's Environmental Guidelines specify our commitment to address environmental and climate change issues by aiming to:

- reduce energy consumption through more efficient production processes;
- limit emissions of greenhouse gases and other pollutants from manufacturing operations, by reducing the amount of energy we use, implementing innovative technical solutions, and promotion of renewable energy sources;

- reduce consumption of fresh water in all areas, especially where its availability is critical to the surrounding environment and population, increase its reuse and recycling, and minimize discharge of hazardous substances to water from manufacturing;
- foster responsible water consumption as part of the commitment we share with our suppliers;
- minimize the use of raw materials by promoting renewable and recycled materials in our production processes;
- encourage the use of reusable and environmentally friendly packaging and containers in order to increase material savings and reduce waste;
- minimize the generation of waste:
 - by implementing procedures designed to manage waste throughout our processes; and
 - by limiting the use of potentially hazardous substances and promoting their substitution wherever possible;
- preserve natural habitats and their biodiversity in areas surrounding our sites.

FCA has also adopted Logistics Guidelines that detail the methods we strive to employ to reduce our environmental footprint in moving millions of parts and vehicles worldwide each year.

The Group has implemented an Environmental Management System (“EMS”) worldwide, aligned with ISO 14001 standards. The EMS consists of a system of methodologies and processes designed to prevent or reduce the environmental impact of the Group’s manufacturing activities through, for example, reductions in emissions, water consumption and waste generation, and conservation of energy and raw materials.

A key contributor to our environmental stewardship is the adoption of the World Class Manufacturing (“WCM”) program. WCM was first adopted more than 10 years ago and has been implemented in nearly all FCA plants worldwide. WCM is a structured production system that promotes sustainable, systematic improvements that evaluate and address the reduction or elimination of all types of wastes (including environmental waste and productivity waste) and losses (including occupational injuries) at our manufacturing operations and facilities by applying WCM methods and standards with rigor, and with the involvement of the entire workforce.

Ultimately, the projects developed within WCM are designed to reach zero accidents, zero waste, zero breakdowns and zero inventories. In 2019, about 70,000 WCM-related projects were implemented, including more than 5,600 specifically targeted at reducing environmental impacts and natural resource consumption.

Energy Consumption and Emissions

FCA seeks to enable reductions in greenhouse gas emissions and the use of fossil fuels. Over time, these solutions have generated significant savings in energy-related costs.

The Group's total energy consumption in 2019 was about 41.8 million gigajoules (“GJ”). At our mass-market vehicle assembly and stamping plants, energy consumption per vehicle produced decreased by about 17 percent compared with 2010 (from 7.3 to 6.1 GJ).

Manufacturing energy consumption

FCA worldwide (million gigajoules)

	2019	2018	2017	2010
Total energy consumption	41.8	45.3	44.5	44.8

Total CO₂ emissions from manufacturing processes was 3.4 million tons, which was well below the 2010 level on both a total and per vehicle produced basis. Emissions of CO₂ per vehicle produced at mass-market vehicle assembly and stamping plants decreased about 27 percent in the last nine years, falling from 0.61 tons per vehicle produced in 2010 to 0.45 tons per vehicle produced in 2019. FCA is targeting for 2020 a 32 percent reduction in CO₂ emissions per vehicle produced compared with the 2010 baseline.

Manufacturing CO₂ emissions

<i>FCA worldwide (million tons of CO₂)</i>	2019	2018	2017	2010
Total CO ₂ emissions	3.4	3.7	3.6	4.0

In 2019, FCA continued to make use of energy from renewable sources. In Brazil, where the majority of our South American plants are located, electricity originates almost entirely from renewable sources. Energy from renewable sources used in Group's production processes represented about 16 percent of total electricity consumption in 2019.

Other Manufacturing Emissions⁽¹⁾

Estimated emissions of other substances based on direct fuel consumption for energy production decreased in 2019 as a result of lower natural gas consumption. Dust also decreased slightly.⁽²⁾

Direct emissions of NO_x, SO_x and dust

<i>FCA worldwide (thousands of tons)</i>	2019	2018	2017	2010
NO _x	1.2	1.3	1.3	1.2
SO _x	0.1	0.1	0.1	0.2
Dust	0.1	0.1	0.1	0.1

(1) Only emissions related to energy generation which are material and/or applicable for our production processes are reported.

(2) Also referred to as Particulate Matter.

Water Management

FCA aims to manage responsibly the entire water cycle, starting with reductions in water withdrawal from municipal water supplies or natural sources; to our use and reuse of recycled water for operations like cooling, cleaning and sanitation; and discharge of wastewater, which occurs only after treatment for the reduction of solid and chemical pollutants. FCA has focused particularly on the adoption of technologies and procedures to increase recycling and reuse of water, and to decrease the level of pollutants in discharged water. The Group adopted a new risk assessment method in 2016 to evaluate our use of water in water-stressed facility locations and, as a result, to mitigate future climate change impacts in those areas. In 2019, around 30 plants were located in a high water-stressed area (according to WRI Aqueduct "baseline water stress" indicator).

Total water withdrawal in 2019 decreased compared with 2018 at 18.8 million cubic meters and was below the 2010 level on both a total and per vehicle produced basis. In 2019, mass-market vehicle assembly and stamping plants reduced water consumption per vehicle produced by about 40 percent compared with 2010, almost achieving the target set for 2020.

Manufacturing water withdrawal

<i>FCA worldwide (million m³)</i>	2019	2018	2017	2010
Total water withdrawal	18.8	21.7	21.9	30.6

Waste Management

To reduce the consumption of raw materials and related environmental impacts, FCA has implemented procedures to pursue optimal recovery and reuse with minimal waste. We strive to recycle what cannot be reused. If neither reuse nor recovery is possible, waste is disposed of using the method available that has the least environmental impact, with landfills only used as a last resort.

As a result of continued improvements in waste management, FCA achieved a 8 percent reduction compared with 2018 in total waste generated.

In mass-market vehicle assembly and stamping plants, the quantity of waste generated per vehicle produced in 2019 decreased by about 64 percent compared with 2010 (from 217 to 79 kg/vehicle produced).

Manufacturing waste generated				
<i>FCA worldwide (million tons)</i>	2019	2018	2017	2010
Total waste generated	0.8	0.9	0.9	1.6

Responsible Products

FCA’s approach to responsible vehicle development includes dedication to efficient powertrains, improved aerodynamics, weight reduction, safety, quality, increased use of renewable materials, and innovative mobility options that include autonomous technology and connectivity solutions. Economically viable results can best be achieved by combining, where technologically possible, conventional and alternative technologies, while recognizing and accommodating the different regulatory requirements of each market. FCA acknowledges the challenges posed by climate change and has established targets to contribute to the goal of transitioning to a low-carbon future.

For more information regarding the areas of focus of our research efforts, refer to the section *Overview of Our Business-Research and Development* elsewhere in this report.

FCA designs, manufactures and sells our vehicles with a focus on compliance with a variety of comprehensive local, regional, national and international statutes and regulations, with respect to vehicle emissions, fuel economy, end-of-life vehicle management and the chemical composition of our parts. The Company strives to reduce CO₂ emissions and improve fuel economy in response to the unique regulatory requirements of FCA's major markets. For more information regarding regulatory requirements in the various markets, refer to the section - *Environmental and Other Regulatory Matters* elsewhere in this report. For a discussion of emissions-related regulatory matters in certain markets, see Note 25, *Guarantees granted, commitments and contingent liabilities* included within the Consolidated Financial Statements elsewhere in this report.

In the European Union (“EU”), FCA has set a target to achieve a 40 percent reduction in CO₂ emissions by 2020 compared with the baseline of 2006 for mass-market cars sold in Europe. The average CO₂ emissions of FCA's mass-market cars was 124.4g/km in 2018. This represents a 17 percent decrease compared with 2006 (the benchmark year used in EU regulations to set the 2012-2019 and 2020 targets), and a 23 percent reduction compared with 2000, which was the first year the EU Commission monitored average emissions. FCA’s CO₂ emissions data for 2019 is not yet available under the process required by Regulation (EC) No. 443/2009. The 2019 result is expected to be stable compared to 2018.

FCA adopted a multi-faceted approach to move toward the 95 gCO₂/km target by leveraging conventional technologies, high voltage electrification, pooling arrangement contribution and compliance exemption for 2020.

The NEDC procedure will be maintained as reference for monitoring EU target on average CO₂ emissions until 2020.

For the U.S. market, FCA has a target to actively pursue actions in support of the U.S. EPA/NHTSA industry goal and described the plan for achievement of this objective in the business plan.

FCA has also set a target to achieve at least a five to 15 percent improvement in fuel economy for major renewals of FCA US vehicles compared with replaced vehicles/models. This target has been achieved, and in some cases surpassed, in the years since it was established.

The 2019 Ram 1500 5.7L HEMI V-8 equipped with eTorque achieved an improvement in combined fuel economy of over 10 percent versus the preceding model. The eTorque mild hybrid system delivers improved fuel efficiency in both V-6 and V-8 configurations by capturing braking energy and using it to assist the vehicle during launch and in other transient situations to reduce fuel consumption in everyday driving.

The FCA 2018-2022 business plan presents our expectation to continue reducing CO₂ emissions through a collection of technologies that will vary by market, aligning with the vehicle mix, consumer needs and the regulatory framework. The plan anticipates that we will offer electrified propulsion systems (battery electric, plug-in hybrid electric, full-hybrid and mild-hybrid) in global architectures spanning the full range of vehicle segments. The plan also anticipates that by 2022, more than 30 nameplates will feature one or more of these systems. Specific applications will align with the attributes of each FCA brand's attributes. These vehicles will join the Chrysler Pacifica Hybrid, which started production in late 2016.

Autonomous Driving, Connectivity and Mobility

As part of our commitment to offer new services that improve the mobility experience and provide greater access to affordable solutions, FCA has set a 2020 target to pursue research, advance development and delivery of new sustainable connectivity and mobility solutions that are economically viable for both FCA and our customers.

To support this commitment, FCA is pursuing a multi-partner strategy for developing advanced driver assistance and autonomous driving technologies, working with leaders in their respective industries.

Highway Assist autonomous vehicle technology is currently offered on several Maserati models. This system includes Mobileye vision technology to enable Level 2 automated driving on designated highways. FCA continues to collaborate with Waymo, Google's self-driving technology company, to integrate its self-driving technology into the Chrysler Pacifica Hybrid. Additionally, we are partnering with BMW for Level 3 autonomy and with Aptiv for Level 2+ advanced driver assistance retail solutions.

FCA has also developed a new global standardized connectivity solution to connect the car to the Internet and a cloud-based global FCA-specific service delivery platform. We have selected HARMAN (Samsung) and Google's Android technology to support a global connected "ecosystem" that will be featured on all our new vehicles globally by 2022. The global platform will provide our customers with 4G network connectivity and support the evolution to 5G. This global platform is suitable for all regions and is intended to integrate with any service provider around the world. FCA continues to advance its in-vehicle technology and announced the launch of Uconnect Market, a new in-vehicle commerce platform that will offer customers the opportunity to conveniently order food, find the nearest gas station, save money on fuel purchases and make dinner reservations, all from the comfort of their vehicle.

FCA also supports individuals with special mobility needs. For an individual with a disability, accessible vehicle mobility can offer an increased level of independence. At FCA, the Autonomy and DriveAbility programs are designed to help customers with permanent disabilities by providing financial assistance toward the purchase of appropriate customizable adaptive equipment.

Materials and Life Cycle Assessment

The materials used in our products impact the environmental footprint of our vehicles at all stages of their life cycle.

FCA performs Life Cycle Assessments of selected vehicles and components which enable the Company to evaluate their environmental impacts and to implement a circular economy approach. FCA has a target to offer new products with environmental performance certification through the integration of ISO 14040/44, compliant to Life Cycle Assessment methodologies.

EU Directive 2000/53 addresses the principle of extended producer responsibility, which stipulates that automakers must manage the end of life of the products they place on the market. FCA addresses this EU Directive through the design of recyclable and recoverable vehicles, the management of the end of life vehicles free take-back networks, the sharing of dismantling information and the continuous efforts to achieve the reuse/recycling/recovery targets in EU countries.

FCA focuses on Substances of Concern ("SoC") identified in globally regulated substance restrictions like the EU's REACH (Registration, Evaluation, Authorization and Restriction of Chemicals) regulation and heavy metals ban. The same level of awareness and commitment to compliance is also adopted by FCA suppliers with whom we collaborate closely in identifying technically equivalent and environmentally sustainable substitutes for substances that are expected to be restricted in the near future.

Customer Experience

FCA aims to reinforce customer relationships by creating positive experiences throughout the ownership process. We focus our efforts on the entire customer experience through both traditional products and services and more customized solutions.

Vehicle Safety and Quality

Vehicle safety and quality are key elements of the overall customer experience. Delivering safe products to our customers is a fundamental and unwavering objective of FCA, and is among the essential responsibilities described in our Code of Conduct. The FCA Ethics Helpline system allows suppliers, dealers and other stakeholders, including FCA employees, to report concerns related to vehicle safety, emissions or regulatory compliance. FCA employees are required under our Code of Conduct to report such issues.

Vehicle Safety

FCA has adopted an approach that promotes a proactive vehicle safety culture within the industry and the Company. FCA offers active and passive features for diverse drivers and vehicle segments. The intent of active safety systems is to help drivers avoid crashes by assisting them to control their vehicles or alert them to potentially hazardous situations. These systems monitor surroundings, the status of the vehicle and driver behavior. Passive safety systems are designed to help mitigate the effects of a crash. These include occupant restraint technology and the use of more advanced materials that enable improved crash energy management.

In addition to our focus on safety systems, when potential vehicle safety issues arise, we promptly investigate and take corrective action, including initiating recall campaigns when appropriate.

As we continue efforts to deliver advancements in safety technologies, ratings from independent agencies help validate our progress. Independent agencies rate the comparative safety of vehicles across the industry in different regions. While the specific criteria vary, these ratings generally evaluate the level of safety provided for occupants during a crash as well as a vehicle's ability to avoid a crash through the use of technology. Over the years, FCA vehicles have earned top ratings based on performance during assessments. The 2020 Chrysler Pacifica, Chrysler Voyager, Jeep Grand Cherokee 4x4, Ram 1500 and 2019 Chrysler Pacifica, Dodge Charger, Dodge Challenger, Jeep Grand Cherokee and Ram 1500 achieved the 5-Star overall safety rating in the U.S. New Car Assessment Program ("NCAP") conducted by the National Highway Traffic Safety Administration ("NHTSA"). The Insurance Institute for Highway Safety ("IIHS") named the 2020 Ram 1500 Crew Cab a Top Safety Pick+ rated vehicle, the first full-size pickup to earn this rating. In addition, the 2020 Jeep Renegade and 2019 Jeep Cherokee were named Top Safety Pick rated vehicles.

Vehicle Quality

In addition to safety, our ability to produce vehicles that meet product quality standards and gain market acceptance is central to FCA's approach in earning and maintaining the trust and loyalty of customers. During vehicle development, our customer-focused approach to quality keeps the customers' needs and expectations in mind, which may vary from market to market due to differences in driving experiences and local preferences such as vehicle size, fuel type and acceptance of new technology.

As part of our commitment to vehicle quality, FCA has set a target of achieving top quartile placement for the vehicle portfolio by 2020, based on the relevant competitive benchmark for each geographic region. In support of this target, the following brands achieved first quartile placement in their respective markets:

- Fiat - EMEA
- Lancia - EMEA
- Jeep - APAC

The following models have achieved first quartile placement in their respective markets:

- Dodge Caravan - North America
- Dodge Challenger - North America
- Jeep Grand Cherokee - North America
- Ram 1500 - North America
- Fiat Panda - EMEA
- Lancia Ypsilon - EMEA
- Fiat Mobi - LATAM
- Fiat Toro - LATAM
- Jeep Compass (diesel) - LATAM
- Jeep Compass - APAC

Product Quality and Customer Satisfaction have been identified as key global focus risks through FCA's risk management framework. For more information on this topic, refer to the section *RISK MANAGEMENT* elsewhere in this report.

Customer Communication

Customers have a variety of channels to communicate with FCA throughout their purchase and ownership experience. At FCA, we provide dedicated customer contact organizations that have been established worldwide. Customer Contact Centers (“CCC”), together with dealers, are the primary channels of communication between customers and the Company. There are 25 CCCs worldwide, with around 1,500 agents and supervisors who handled approximately 44 million customer contacts in 2019, offering a variety of services including information, complaint management and, in some locations, roadside assistance. They provide multilingual support with a strong focus on employing native speakers of 29 different languages.

Workforce

FCA endeavors to create a work environment that enables employees to collaborate in ways that transform differences into strengths, breaking down geographic and cultural barriers, and developing each person's potential. The Company regards the diversity of its workforce as a key asset and does not tolerate any form of discrimination, as stated in the Human Rights Guidelines.

FCA's efforts to value every employee's contribution are supported by long-term sustainability targets, specific initiatives addressed to inclusion and monitoring of related performance. Human Resource processes aim to monitor equal opportunity implementation worldwide and build a complete skill set within the Company.

The following examples from 2019 demonstrate FCA's commitment to these principles:

- 20.4 percent of 191,752 employees were women;
- 87.3 percent of our employees worldwide were covered by collective bargaining, based on an average figure that includes consolidated entities and the Sevel plant (Italy) and that covers a variety of situations in accordance with regulations and practices in the various countries;
- in the non-unionized companies, 90.4 percent of employees not covered by collective bargaining benefited from conditions that are supplemental to, or better than, the minimum required by law;

- More than 4,000 fixed term employment contracts were converted to permanent during the year; and
- suitable opportunities for employees with disabilities were offered. In certain countries where FCA operates, legislation requires that companies employ a minimum percentage of disabled workers. Even where no specific regulations exist, Group companies are proactive in ensuring adequate accessibility to facilities and adaptation of workstations for the disabled.

Management and Development

The Group's approach to employee management and development is embodied in the commitment to our leadership principles: we define leadership as leading change and leading people; we embrace and cherish competition; we aim to achieve best in class performance; we collaborate and simplify decision making, striving for speed, rigor and discipline in all we do; and we value diversity and inclusion.

These foundational elements are expected to influence every decision, including the appointment of leaders, as we continue to strive to be an organization of best-in-class talent in today's automotive industry.

Performance and Leadership Management ("PLM") is the appraisal system adopted worldwide to assess FCA employees' performance (manager, professional and salaried). Through the PLM process, specific targets that contribute to the Company's success are established to guide and assess employees on their results and leadership behaviors.

Performance and Leadership assessment involved approximately 57,600 Group employees worldwide in 2019.

Talent management and succession planning are also integral to employee management and development. In 2019, Talent Reviews identified individuals with leadership potential who merit additional attention and investment from the Company in their professional development.

Learning and development opportunities are provided through a number of activities, such as job rotations, coaching, mentoring and training.

Occupational Health and Safety in the Workplace

FCA aims to provide all employees with a safe, healthy and productive work environment at every site worldwide and in every area of activity. The Company focuses on identifying and evaluating occupational safety risks; implementing safety and ergonomics standards; increasing the use of collaborative robots; promoting employee awareness and safe behavior; and encouraging a healthy lifestyle.

FCA is further committed to establishing a strong culture of safety by considering employee health and safety more broadly in terms of worker well-being. Employees are involved in this process through training and initiatives designed to increase occupational safety and health and wellness awareness, and by participating in a comprehensive system for gathering feedback and suggestions.

The goal of achieving zero injuries is formalized in the targets set by the Company, as well as through the global adoption of an Occupational Health and Safety Management System ("OHSMS") certified to the Occupational Health and Safety Assessment Series ("OHSAS") 18001 standard.

At year-end 2019, the vast majority of our plants had an OHSMS in place that was OHSAS 18001 certified.

Measures implemented over the years have contributed to significant improvements in all injury indicators. In 2019, the injury Frequency Rate was down more than 85 percent compared to 2010 (with 0.6 injuries per 1,000,000 hours worked) and the Severity Rate was down more than 75 percent compared to 2010 (with 0.03 days of absence due to injuries per 1,000 hours worked).

Effective safety management is also supported through the application of World Class Manufacturing tools and methodologies, active involvement of employees, development of specific competencies and targeted investment. Combined with these measures, FCA's investment in occupational health and safety has resulted in a progressive reduction in the level of risk attributed to Group plants in Italy by INAIL, the Italian accident and disability insurance agency. As a result, the Group was eligible for "good performer" premium discounts, which led to savings of more than €125 million from 2012 through 2019.

In addition to safety in the workplace, FCA offers numerous programs and services for employees and their families to promote and support individual safety, well-being and a healthy lifestyle. These include, but are not limited to, screening and vaccination, nutrition education initiatives, smoking cessation programs, mental health services, HIV/AIDS prevention programs, and promotion of physical exercise through sports teams or clubs including Company areas dedicated to sports activities and/ or entering into agreements with local sports centers for use by employees and their families. Employees are encouraged to take advantage of these initiatives, which form an important part of the Group's culture.

Supply Chain

Strong supplier relationships built on cooperation and mutual understanding are vital to the effective sourcing of goods and services. Working as an integrated team with our supply chain helps develop responsible and sustainable practices that limit exposure to unexpected events and supply disruption.

Suppliers are selected based on the quality and competitiveness of their products and services, as well as on their respect of social, ethical and environmental principles. This commitment is a prerequisite to becoming an FCA supplier and developing a lasting business relationship with us.

The Company's General Terms and Conditions require any new purchase order with suppliers to align with the principles set forth by FCA's policies, including the FCA Code of Conduct and the FCA Sustainability Guidelines for Suppliers. If a supplier fails to meet these standards, a corrective action plan, jointly developed with FCA, is required. Additional actions may be adopted by FCA in case of non-compliance, including and up to termination of the business relationship.

In addition, potential suppliers, to be eligible, must demonstrate that they have adopted a code of conduct, a certified system for managing employee health and safety, and a program that promotes sustainability, both internally and along the supply chain. These conditions help ensure that they monitor and manage environmental aspects, labor practices, human rights, and their impact on society.

Supplier Sustainability Guidelines available on the FCA corporate website and on the FCA Supplier Portal require that Group suppliers adhere, at a minimum, to the following principles:

Human rights and working conditions

- rejection of the use of forced or child labor in any form;
- recognition of the right to freedom of association in accordance with applicable laws;
- freedom from harassment and discrimination;
- safeguarding of employee health and safety; and
- guarantee of equal opportunities, fair working conditions, appropriate working time, equal compensation, and the right to training for employees.

Respect for the environment

- optimized use of resources;
- responsible waste management;

- management of Substances of Concern in the manufacturing process;
- development of low environmental impact products; and
- use of an environmentally sustainable logistics system.

Business ethics

- high standards of integrity, honesty and fairness; and
- prohibition of corruption and money laundering.

We purchase a variety of components, raw materials, supplies, utilities, logistics and other services from numerous suppliers. These purchases have historically accounted for 70 - 80 percent of total cost of revenues. The cost of raw materials has historically comprised 10 - 15 percent of the previously described total purchases.

Our operations impact local economies and whenever possible, we utilize local suppliers near major locations of operation. This generates direct and indirect income and employment opportunities in the communities where the business is located while minimizing transport-related environmental impacts. Local suppliers are those with manufacturing operations that supply an FCA plant located in the same country. For example, in recent years more than 75 percent of our spending at our plants in Brazil has originated from in-country suppliers.

Environmental and Social Impacts of the Supply Chain

FCA works to prevent or mitigate adverse environmental or social impacts that may be directly linked to our own business activities or to products and services from our suppliers. The auto industry's supply chain is highly complex, and involves suppliers and sub-tier suppliers of commodities ranging from raw materials through finished components. Suppliers play a key role in the continuity of our activities and can have a significant impact on the external perception of our social and environmental responsibility.

FCA evaluates the sustainability profile of suppliers through the FCA Supplier Sustainability Self-Assessment (“SSSA”). This survey covers environmental, labor practice, human rights, compliance, ethics, diversity, and health and safety aspects. The results of the SSSA and other criteria are used to create a risk map to identify suppliers that may be at risk, and that require further investigation through focused audits.

Because our environmental footprint extends beyond the boundaries of our own manufacturing locations, FCA supports our suppliers in addressing climate change issues, which includes reducing greenhouse gas emissions. In 2019, the Group once again invited selected suppliers to participate in the CDP Supply Chain program. In 2019, 209 suppliers disclosed, achieving a 77 percent response rate which is up from 71 percent in 2018. The goal is to engage 90-100 percent of our top strategic suppliers in the program by 2020.

Sustainability standards and performance along the value chain also include aspects related to international human rights standards and labor laws.

FCA collaborates with peers, suppliers and other stakeholders on issues related to human rights and working conditions throughout the supply chain. In addition to Conflict Minerals, this focus includes the mica and cobalt supply chains, which also have risks associated with child and forced labor. To help combat these and other relevant supply chain issues, including slavery and human trafficking, we engage with automotive industry groups such as the Automotive Industry Action Group (“AIAG”) and cross-sector groups like the Responsible Minerals Initiative (formerly “CFSP”).

While suppliers carry much of the management responsibility, FCA recognizes the role the Company can play in protecting human rights and promoting working conditions aligned to global standards and responsible sourcing.

The 5-Step Framework for Upstream and Downstream Supply Chains, created by the Organisation for Economic Co-operation and Development (“OECD”), provides a common and foundational tool that helps solidify responsible sourcing practices and decisions made throughout our supply chain. This framework is an important part of our training for suppliers and FCA buyers.

In-depth training on responsible working conditions continues to be offered to suppliers in partnership with AIAG. Developed in collaboration with other automakers, this training is designed to help protect the rights and dignity of workers as well as reinforce environmental and ethical issues impacting the supply chain. FCA uses the training, available in several languages, to engage employees worldwide in the Purchasing department on these important concepts and to establish a consistent message with our supply base.

Conflict Minerals

We are committed to responsible sourcing and avoid knowingly using minerals that may be linked to human rights abuses, including human trafficking, slavery, forced labor, child labor, torture and war crimes. Due to the complexity of our supply chain, we are dependent upon our suppliers to provide the information necessary to correctly identify the smelters and refiners that furnish the tin, tantalum, tungsten, and gold (referred to as Conflict Minerals or “3TG”) in our products and take appropriate action to determine that these smelters and refiners source responsibly. We do not typically have a direct relationship with 3TG smelters or refiners and do not perform or direct audits of these entities within our supply chain.

In accordance with OECD Guidance, we have implemented an internal management system by establishing an internal oversight committee, joining industry associations, and working to increase supplier engagement.

FCA’s Conflict Minerals Policy affirms that we make reasonable efforts: a) to know, and to require FCA suppliers to disclose to the Company, the sources of Conflict Minerals used in our products; and b) to eliminate procurement, as soon as commercially practicable, of products containing Conflict Minerals obtained from sources that fund or support inhumane treatment that originate in conflict-affected and high risk areas. This policy is not intended to ban procurement of Conflict Minerals or other products that originate in conflict-affected and high risk areas, but to promote sourcing from responsible sources within those regions.

In addition to a Conflict Minerals compliance program led by our Purchasing department, we formed a cross-functional Conflict Minerals Oversight Committee to provide expertise and feedback. A Conflict Minerals champion leads the Conflict Minerals Oversight Committee and each region and affiliate of FCA has designated a Conflict Minerals Team Lead to ensure engagement. Our Conflict Minerals working group includes representatives from Supplier Relations, Materials Engineering, Legal, Sustainability, Communications, and Purchasing departments.

We use the iPoint Conflict Minerals Platform (“iPCMP”) and Conflict Minerals Reporting Template (“CMRT”) as the means for our direct material suppliers to report their use of 3TG, the processing smelter or refiner, and the country and mine of origin. If a supplier’s response indicates that its products do not include 3TG, we ask the supplier to certify this information.

As a means of additional due diligence, we use our internal systems to cross-check supplier responses to determine what materials are contained in a supplier’s products and identify response discrepancies that may require additional follow-up with the supplier. As outlined in the OECD Guidance, the internationally recognized standard upon which our system is based, we support the Responsible Mineral Initiative, an industry initiative that audits smelters’ and refiners’ due diligence activities.

During 2019, FCA joined the Responsible Sourcing Blockchain Network (RSBN), an industry collaboration using blockchain technology to support sustainable, responsible sourcing and production practices from mine to market. Additionally, FCA contributed to the Responsible Business Alliance (RBA) Foundation Upstream Due Diligence Smelter Fund to help enable smelters and refiners to partially offset the costs of on-the-ground due diligence activities.

Community Engagement

FCA strives to enrich the vitality of the communities where we live and work by creating jobs through our operations, giving back through employee volunteering and providing financial support through our charitable initiatives. “Supporting our Communities” is one of the key Principles of the FCA Code of Conduct, which captures the Company's commitment to important values in business and personal conduct.

Our corporate citizenship efforts primarily target areas where we have operations. Working with key community stakeholders and leaders in the nonprofit, academic and government sectors, we can evaluate and, where possible, address local social and economic development needs.

FCA's community-related targets are aligned with the United Nations Sustainable Development Goals, and address employee volunteering, enhancing the socio-economic development of local communities, and advancing youth education and training, with particular emphasis on science, technology, engineering and math programs.

Our workforce donates their time and skills to help build strong, self-reliant communities and create a vital connection with the communities where they live and work. During 2019, Group employees around the world volunteered thousands of hours in support of a wide range of social projects.

Scope of Non-Financial Information and Exceptions

This Non-Financial Information addresses the requirement of the Dutch Decree on Non-Financial Information, that incorporated the Directive 2014/95/EU into Dutch law and this Non-Financial Information is based on the GRI Standards reporting guidelines.

The data reported in this section will also be included in the FCA 2019 Sustainability Report, that is submitted for assurance to Deloitte & Touche S.p.A. The scope, methodology, limitations and conclusions of the assurance engagement are provided in the Independent Auditors' Report that will be published in the FCA 2019 Sustainability Report.

More detailed information and results are provided in the FCA Sustainability Report presented together with the Annual Report at the Annual General Meeting of FCA NV on April 16, 2020 and made available online at www.fcagroup.com.

The reporting scope of this non-financial disclosure differs from the financial disclosures in the FCA Annual Report. The exclusion of any geographical area, Group company, or specific site from the scope of reporting on selected Key Performance Indicators is attributable to the inability to obtain data of satisfactory quality, or to its immateriality in relation to the Group as a whole, as may be the case for newly-acquired entities or production activities that are not yet fully operational. In some cases, unconsolidated joint ventures were included in the scope of reporting because of their significant environmental and social impacts.

In particular:

- data on Human Rights survey relates also to unconsolidated joint ventures;
- data on occupational health and safety relates to 98 of the 111 plants, covering the vast majority of plant workers, including agency workers; to office facilities; and to four plants of unconsolidated joint ventures, including one in Turkey and three in China; and
- the Group's environmental performance refers to 98 of the 111 plants and the Group's energy performance refers to 97 of the 111 plants, covering nearly 100 percent of the Group's industrial revenues, and to four plants of unconsolidated joint ventures, including one in Turkey and three in China.

Data for this section was collected and reported using the same methodology the Company has used for many years in its annual reporting of sustainability-related results. The data is collected and reported with the aid of existing management control and information systems, where available, in order to ensure reliability of information flows and the correct monitoring of sustainability performance. A dedicated reporting process is in place for certain indicators, using electronic databases or files populated directly by the individuals or entities responsible for each aspect worldwide.

Manufacturing CO₂ emissions data related to 2018 and 2017 has been restated due to a better alignment with GHG Protocol that considers residual mix emission factors to calculate market based CO₂ emissions. The 2010 baseline year has remained unchanged as the complete set of Association of Issuing Bodies (AIB) factors were introduced in 2015.

Data related to 2010 energy consumption and emissions of CO₂ per vehicle produced in mass-market vehicle assembly and stamping plants differs from the data published in 2018 due to a restatement resulting from a revision of the mass-market vehicle assembly and stamping scope.

Unless otherwise indicated, all data presented in this section is actual data, refers to the International System of Units and may be subject to rounding.

Non-Financial Information Cross Reference

The table below sets out the location within the document of the information required by Dutch Decree on Non-Financial Information, that incorporated the Directive 2014/95/EU into Dutch law. The exact location is included in the column “Cross Reference”. The column “Page” refers to the starting page of the section (or sub-section) for reference only.

Topic	Subtopic	Cross Reference	Page
Business Model			
		Group Overview	14
		Financial Overview	47
		FCA Policies	123
Relevant Social and Personnel matters (e.g. HR, Safety, etc.)			
	A description of the policies pursued, including due diligence	FCA Policies	123
		Environmental and Other Regulatory Matters	39
		Workforce	156
		Supply Chain	158
	The outcome of those policies	Environmental and Other Regulatory Matters	39
		Workplace Health and Safety	45
		Workforce	156
		Supply Chain	158
	Principle risks in own operations and within value chain	Environmental and Other Regulatory Matters	39
		Risk Factors	77
		Workforce	156
		Supply Chain	158
	How risks are managed	Risk Factors	77
		Workforce	156
		Supply Chain	158
	Non-financial key performance indicators	Workforce	156
		Supply Chain	158
Relevant Environmental matters (e.g. climate-related impacts)			
	A description of the policies pursued, including due diligence	FCA Policies	123
		Design and Manufacturing	22
		Property, Plant and Equipment	28
		Environmental and Other Regulatory Matters	39
		Environmental Impact from Operations	150
	The outcome of those policies	Design and Manufacturing	22
		Property, Plant and Equipment	28
		Environmental and Other Regulatory Matters	39
		Environmental Impact from Operations	150
	Principle risks in own operations and within value chain	Environmental and Other Regulatory Matters	39
		Risk Factors	77
		Environmental Impact from Operations	150
	How risks are managed	Risk Factors	77
		Environmental Impact from Operations	150
	Non-financial key performance indicators	Environmental Impact from Operations	150
Relevant matters with respect for Human Rights (e.g. labor protection)			
	A description of the policies pursued, including due diligence	FCA Policies	123
		Integrity of Business Conduct	147
		Workforce	156
		Supply Chain	158

The outcome of those policies	Integrity of Business Conduct	147
	Workforce	156
	Supply Chain	158
Principle risks in own operations and within value chain	Risk Factors	77
	Integrity of Business Conduct	147
	Workforce	156
	Supply Chain	158
How risks are managed	Integrity of Business Conduct	147
	Workforce	156
	Supply Chain	158
Non-financial key performance indicators	Integrity of Business Conduct	147
	Workforce	156
	Supply Chain	158
Relevant matters with respect to Anti-Corruption and Bribery		
A description of the policies pursued, including due diligence	FCA Policies	123
	Integrity of Business Conduct	147
	Supply Chain	158
The outcome of those policies	Integrity of Business Conduct	147
	Supply Chain	158
Principle risks in own operations and within value chain	Risk Factors	77
	Integrity of Business Conduct	147
	Supply Chain	158
How risks are managed	Risk Factors	77
	Integrity of Business Conduct	147
	Supply Chain	158
Non-financial key performance indicators	Integrity of Business Conduct	147
	Supply Chain	158
Insight into the diversity policy (executive board and the supervisory board)		
A description of the policies pursued, including due diligence	Composition of the Board of Directors	102
	FCA Policies	123
Diversity targets	Composition of the Board of Directors	102
	FCA Policies	123
Description of how the policy is implemented	Composition of the Board of Directors	102
	FCA Policies	123
Results of the diversity policy	Composition of the Board of Directors	102
	FCA Policies	123

CONTROLS AND PROCEDURES

Disclosure Controls and Procedures

Under the supervision, and with the participation, of our management, including our Chief Executive Officer and Chief Financial Officer, we conducted an evaluation of the effectiveness of our disclosure controls and procedures as of December 31, 2019 pursuant to Exchange Act Rule 13a-15(b). Based on that evaluation, our Chief Executive Officer and Chief Financial Officer concluded that our disclosure controls and procedures are effective to provide reasonable assurance that information required to be disclosed in our Exchange Act filings is recorded, processed, summarized and reported within the time periods specified in the SEC's rules and forms and that such information is accumulated and communicated to our management, including our Chief Executive Officer and Chief Financial Officer, as appropriate, to allow timely decisions regarding required disclosure.

Management's Report on Internal Control over Financial Reporting

The Company's management is responsible for establishing and maintaining adequate internal control over financial reporting. The Company's internal control system was designed to provide reasonable assurance regarding the preparation and fair presentation of published financial statements in accordance with IFRS.

All internal control systems, no matter how well designed, have inherent limitations. Therefore, even those systems determined to be effective can provide only reasonable assurance with respect to financial statement preparation and presentation in accordance with IFRS.

Management assessed the effectiveness of the Company's internal control over financial reporting as of December 31, 2019, using the criteria set forth in the "Internal Control - Integrated Framework (2013)" issued by the Committee of Sponsoring Organizations of the Treadway Commission. Based on that assessment, management believes that, as of December 31, 2019, the Company's internal control over financial reporting was effective.

The Company's independent registered public accounting firm has issued an audit report on the effectiveness of the Company's internal control over financial reporting. That report is included herein.

Changes in Internal Control

No change to our internal control over financial reporting occurred during the year ended December 31, 2019 that has materially affected, or is reasonably likely to materially affect, our internal control over financial reporting.

Principal Characteristics of the Internal Control System and Internal Control over Financial Reporting

The Company has designed a system of internal control over financial reporting based on the model provided in the COSO Framework for Internal Controls, according to which the internal control system is defined as a set of rules, procedures and tools designed to provide reasonable assurance of the achievement of corporate objectives. In relation to the financial reporting process, reliability, accuracy, completeness and timeliness of the information contribute to the achievement of such corporate objectives. A periodic evaluation of the system of internal control over financial reporting is designed to provide reasonable assurance regarding the overall effectiveness of the components of the COSO Framework (control environment, risk assessment, control activities, information and communication, and monitoring) in achieving those objectives.

The approach adopted by the Company for the evaluation, monitoring and continuous updating of the system of internal control over financial reporting, is based on a 'top-down, risk-based' process consistent with the COSO Framework. This enables focus on areas of higher risk and/or materiality, where there is risk of significant errors, including those attributable to fraud, in the elements of the financial statements and related documents. The key components of the process are:

- identification and evaluation of the source and probability of material errors in elements of financial reporting;
- assessment of the adequacy of key controls in preventing or detecting potential misstatements in elements of financial reporting; and
- verification of the operating effectiveness of controls based on the assessment of the risk of misstatement in financial reporting, with testing focused on areas of higher risk.

Statement by the Board of Directors

Based on the assessment performed, the Board of Directors believes that, as of December 31, 2019, the Group's and the Company's Internal Control over Financial Reporting is considered effective and that (i) the Board Report provides sufficient insights into any material weakness in the effectiveness of the internal risk management and control systems (please refer to the section *CONTROLS AND PROCEDURES - Management's Report on Internal Control over Financial Reporting* in this Annual Report), (ii) the internal risk management and control systems are designed to provide reasonable assurance that the financial reporting does not contain any material inaccuracies (please refer to the section *CONTROLS AND PROCEDURES - Management's Report on Internal Control over Financial Reporting* on this Annual Report), (iii) based on the current state of affairs, it is justified that the Group's and the Company's financial reporting is prepared on a going concern basis (please refer to Note 2, *Basis of preparation* in the Consolidated Financial Statements for additional information on the basis of preparation), and (iv) the Board Report states those material risks and uncertainties that are, in the Board of Director's judgment, relevant to the expectation of the Company's continuity for the period of twelve months after the preparation of the Board Report (please refer to the section *Risk Factors* in this Annual Report).

February 25, 2020

/s/ John Elkann

John Elkann
Chairman

/s/ Michael Manley

Michael Manley
Chief Executive Officer

FINANCIAL STATEMENTS

FCA CONSOLIDATED FINANCIAL STATEMENTS

FIAT CHRYSLER AUTOMOBILES N.V. AND SUBSIDIARIES

Index to the Consolidated Financial Statements

	Page
<u>Consolidated Income Statement</u>	<u>169</u>
<u>Consolidated Statement of Comprehensive Income</u>	<u>170</u>
<u>Consolidated Statement of Financial Position</u>	<u>171</u>
<u>Consolidated Statement of Cash Flows</u>	<u>172</u>
<u>Consolidated Statement of Changes in Equity</u>	<u>173</u>
<u>Notes to Consolidated Financial Statements</u>	<u>174</u>
(1) <u>Principal Activities</u>	<u>174</u>
(2) <u>Basis of preparation</u>	<u>174</u>
(3) <u>Scope of consolidation</u>	<u>203</u>
(4) <u>Net revenues</u>	<u>207</u>
(5) <u>Research and development costs</u>	<u>208</u>
(6) <u>Net financial expenses</u>	<u>209</u>
(7) <u>Tax expense</u>	<u>209</u>
(8) <u>Other information by nature</u>	<u>214</u>
(9) <u>Goodwill and intangible assets with indefinite useful lives</u>	<u>215</u>
(10) <u>Other intangible assets</u>	<u>216</u>
(11) <u>Property, plant and equipment</u>	<u>218</u>
(12) <u>Investments accounted for using the equity method</u>	<u>220</u>
(13) <u>Other financial assets</u>	<u>223</u>
(14) <u>Inventories</u>	<u>223</u>
(15) <u>Trade, other receivables and tax receivables</u>	<u>224</u>
(16) <u>Derivative financial assets and liabilities</u>	<u>227</u>
(17) <u>Cash and cash equivalents</u>	<u>230</u>
(18) <u>Share-based compensation</u>	<u>230</u>
(19) <u>Employee benefits liabilities</u>	<u>235</u>
(20) <u>Provisions</u>	<u>242</u>
(21) <u>Debt</u>	<u>243</u>
(22) <u>Other liabilities and Tax liabilities</u>	<u>249</u>
(23) <u>Fair value measurement</u>	<u>251</u>
(24) <u>Related party transactions</u>	<u>254</u>
(25) <u>Guarantees granted, commitments and contingent liabilities</u>	<u>256</u>
(26) <u>Equity</u>	<u>262</u>
(27) <u>Earnings per share</u>	<u>266</u>
(28) <u>Segment reporting</u>	<u>267</u>
(29) <u>Explanatory notes to the Consolidated Statement of Cash Flows</u>	<u>272</u>
(30) <u>Qualitative and quantitative information on financial risks</u>	<u>274</u>

FIAT CHRYSLER AUTOMOBILES N.V. AND SUBSIDIARIES
CONSOLIDATED INCOME STATEMENT
(in € million, except per share amounts)

	Note	Years ended December 31,		
		2019	2018	2017
Net revenues	4	€ 108,187	€ 110,412	€ 105,730
Cost of revenues		93,164	95,011	89,710
Selling, general and other costs		6,455	7,318	7,177
Research and development costs	5	3,612	3,051	2,903
Result from investments:		209	235	399
<i>Share of the profit of equity method investees</i>	12	208	240	400
<i>Other income from investments</i>		1	(5)	(1)
Reversal of a Brazilian indirect tax liability	22	—	—	895
Gains on disposal of investments		15	—	76
Restructuring costs		154	103	86
Net financial expenses	6	1,005	1,056	1,345
Profit before taxes		4,021	4,108	5,879
Tax expense	7	1,321	778	2,588
Net profit from continuing operations		2,700	3,330	3,291
Profit from discontinued operations, net of tax	3	3,930	302	219
Net profit		€ 6,630	€ 3,632	€ 3,510
Net profit attributable to:				
Owners of the parent		€ 6,622	€ 3,608	€ 3,491
Non-controlling interests		8	24	19
		<u>€ 6,630</u>	<u>€ 3,632</u>	<u>€ 3,510</u>
Net profit from continuing operations attributable to:				
Owners of the parent		€ 2,694	€ 3,323	€ 3,281
Non-controlling interests		6	7	10
		<u>€ 2,700</u>	<u>€ 3,330</u>	<u>€ 3,291</u>
Earnings per share:				
	27			
Basic earnings per share		€ 4.23	€ 2.33	€ 2.27
Diluted earnings per share		€ 4.22	€ 2.30	€ 2.24
Earnings per share for Net profit from continuing operations:				
	27			
Basic earnings per share		€ 1.72	€ 2.15	€ 2.14
Diluted earnings per share		€ 1.71	€ 2.12	€ 2.11

The accompanying notes are an integral part of the Consolidated Financial Statements.

FIAT CHRYSLER AUTOMOBILES N.V. AND SUBSIDIARIES
CONSOLIDATED STATEMENT OF COMPREHENSIVE INCOME
(in € million)

	Note	Years ended December 31,		
		2019	2018	2017
Net profit (A)		€ 6,630	€ 3,632	€ 3,510
Items that will not be reclassified to the Consolidated Income Statement in subsequent periods:	26			
(Losses)/gains on remeasurement of defined benefit plans		(63)	317	(72)
Share of (losses)/gains on remeasurement of defined benefit plans for equity method investees		(5)	—	2
Gains/(losses) on equity instruments measured at fair value through other comprehensive income		6	(4)	14
Related tax impact		7	(76)	(18)
Items relating to discontinued operations, net of tax		(9)	2	5
Total items that will not be reclassified to the Consolidated Income Statement in subsequent periods (B1)		(64)	239	(69)
Items that may be reclassified to the Consolidated Income Statements in subsequent periods:	26			
(Losses)/gains on cash flow hedging instruments		(191)	(9)	129
Exchange gains/(losses) on translating foreign operations		268	126	(1,982)
Share of Other comprehensive (loss) for equity method investees		(15)	(103)	(121)
Related tax impact		50	(6)	(12)
Items relating to discontinued operations, net of tax		9	(91)	60
Total items that may be reclassified to the Consolidated Income Statement in subsequent periods (B2)		121	(83)	(1,926)
Total Other comprehensive income/(loss), net of tax (B1)+(B2)=(B)		57	156	(1,995)
Total Comprehensive income (A)+(B)		€ 6,687	€ 3,788	€ 1,515
Total Comprehensive income attributable to:				
Owners of the parent		€ 6,676	€ 3,763	€ 1,491
Non-controlling interests		11	25	24
		€ 6,687	€ 3,788	€ 1,515
Total Comprehensive income attributable to owners of the parent:				
Continuing operations		€ 2,749	€ 3,558	€ 1,212
Discontinued operations		3,927	205	279
		€ 6,676	€ 3,763	€ 1,491

The accompanying notes are an integral part of the Consolidated Financial Statements.

FIAT CHRYSLER AUTOMOBILES N.V. AND SUBSIDIARIES
CONSOLIDATED STATEMENT OF FINANCIAL POSITION
(in € million)

	Note	At December 31,	
		2019	2018
Assets			
Goodwill and intangible assets with indefinite useful lives	9	€ 14,257	€ 13,970
Other intangible assets	10	12,447	11,749
Property, plant and equipment	11	28,608	26,307
Investments accounted for using the equity method	12	2,009	2,002
Other financial assets	13	340	362
Deferred tax assets	7	1,689	1,814
Other receivables	15	2,376	1,484
Tax receivables	15	94	71
Prepaid expenses and other assets		535	266
Other non-current assets		757	556
Total Non-current assets		63,112	58,581
Inventories	14	9,722	10,694
Assets sold with a buy-back commitment		1,626	1,707
Trade and other receivables	15	6,628	7,188
Tax receivables	15	372	419
Prepaid expenses and other assets		524	418
Other financial assets	13	670	615
Cash and cash equivalents	17	15,014	12,450
Assets held for sale	3	376	4,801
Total Current assets		34,932	38,292
Total Assets		€ 98,044	€ 96,873
Equity and liabilities			
Equity			
	26		
Equity attributable to owners of the parent		€ 28,537	€ 24,702
Non-controlling interests		138	201
Total Equity		28,675	24,903
Liabilities			
Long-term debt	21	8,025	8,667
Employee benefits liabilities	19	8,507	7,875
Provisions	2,20	5,027	5,413
Other financial liabilities	16	124	3
Deferred tax liabilities	7	1,628	937
Tax liabilities	2,22	278	149
Other liabilities	22	2,426	2,452
Total Non-current liabilities		26,015	25,496
Trade payables		21,616	19,229
Short-term debt and current portion of long-term debt	21	4,876	5,861
Employee benefit liabilities	19	544	595
Provisions	2,20	8,978	10,394
Other financial liabilities	16	194	204
Tax liabilities	2,22	122	203
Other liabilities	22	6,788	7,057
Liabilities held for sale	3	236	2,931
Total Current liabilities		43,354	46,474
Total Equity and liabilities		€ 98,044	€ 96,873

The accompanying notes are an integral part of the Consolidated Financial Statements.

FIAT CHRYSLER AUTOMOBILES N.V. AND SUBSIDIARIES
CONSOLIDATED STATEMENT OF CASH FLOWS
(in € million)

	Note	Years ended December 31,		
		2019	2018	2017
Cash flows from operating activities:				
Net profit from continuing operations		€ 2,700	€ 3,330	€ 3,291
Amortization and depreciation		5,445	5,507	5,474
Net losses on disposal of tangible and intangible assets		19	1	16
Net gains on disposal of investments		(15)	—	(76)
Other non-cash items	29	1,541	129	(197)
Dividends received		156	75	102
Change in provisions	2	(1,744)	842	464
Change in deferred taxes		864	457	1,075
Change due to assets sold with buy-back commitments and GDP vehicles		(65)	158	(11)
Change in inventories		1,017	1,399	(1,596)
Change in trade receivables		100	19	(157)
Change in trade payables		2,020	(1,240)	937
Change in other liabilities, payables and receivables	2	(1,268)	(1,213)	358
Cash flows (used in)/from operating activities - discontinued operations		(308)	484	705
Total		10,462	9,948	10,385
Cash flows used in investing activities:				
Investments in property, plant and equipment and intangible assets		(8,385)	(5,392)	(8,105)
Investments in joint ventures, associates and unconsolidated subsidiaries		(2)	(3)	(9)
Proceeds from the sale of tangible and intangible assets		53	47	54
Net change in receivables from financing activities		336	(676)	(836)
Change in securities		(235)	(75)	174
Other changes		55	(7)	(4)
Net cash proceeds from disposal of discontinued operations		5,348	—	—
Cash flows used in investing activities - discontinued operations		(155)	(632)	(570)
Total		(2,985)	(6,738)	(9,296)
Cash flows used in financing activities:				
	29			
Repayment of notes		(1,480)	(1,850)	(2,235)
Proceeds of other long-term debt		329	935	811
Repayment of other long-term debt		(1,163)	(2,852)	(3,421)
Net change in short-term debt and other financial assets/liabilities		(782)	1,062	561
Distributions paid		(3,056)	(1)	(1)
Other changes		—	11	(2)
Cash flows from/(used in) financing activities - discontinued operations		325	(90)	(186)
Total		(5,827)	(2,785)	(4,473)
Translation exchange differences		212	106	(1,296)
Total change in Cash and cash equivalents		1,862	531	(4,680)
Cash and cash equivalents at beginning of the period		12,450	12,638	17,318
Add: Cash and cash equivalents at beginning of the period included within Assets held for sale		719	—	—
Total change in Cash and cash equivalents		1,862	531	(4,680)
Less: Cash and cash equivalents at end of the period - included within Assets held for sale		17	719	—
Cash and cash equivalents at end of the period	17	€ 15,014	€ 12,450	€ 12,638

The accompanying notes are an integral part of the Consolidated Financial Statements.

FIAT CHRYSLER AUTOMOBILES N.V. AND SUBSIDIARIES
CONSOLIDATED STATEMENT OF CHANGES IN EQUITY
(in € million)

	Attributable to owners of the parent								Total
	Share capital	Other reserves	Cash flow hedge reserve	Currency translation differences	Financial Assets measured at FVOCI	Remeasurement of defined benefit plans	Cumulative share of OCI of equity method investees	Non-controlling interests	
At December 31, 2016	19	17,312	(63)	2,912	(11)	(768)	(233)	185	19,353
Capital increase	—	—	—	—	—	—	—	3	3
Demerger of Itedi S.p.A	—	(64)	—	—	—	5	—	(28)	(87)
Distributions	—	—	—	—	—	—	—	(1)	(1)
Share-based compensation	—	115	—	—	—	—	—	—	115
Net profit	—	3,491	—	—	—	—	—	19	3,510
Other comprehensive income/(loss)	—	—	131	(1,942)	14	(84)	(119)	5	(1,995)
Other changes	—	67	—	—	—	37	—	(15)	89
At December 31, 2017	19	20,921	68	970	3	(810)	(352)	168	20,987
Impact from the adoption of IFRS 15 and IFRS 9	—	21	—	—	—	—	—	—	21
At January 1, 2018	19	20,942	68	970	3	(810)	(352)	168	21,008
Capital increase	—	—	—	—	—	—	—	11	11
Distributions	—	—	—	—	—	—	—	(1)	(1)
Share-based compensation	—	82	—	—	—	—	—	—	82
Net profit	—	3,608	—	—	—	—	—	24	3,632
Other comprehensive income/(loss)	—	—	(22)	41	(4)	243	(103)	1	156
Other changes ⁽¹⁾	—	18	(1)	—	—	—	—	(2)	15
At December 31, 2018	19	24,650	45	1,011	(1)	(567)	(455)	201	24,903
Impact from the adoption of IFRS 16	—	—	—	—	—	—	—	—	—
At January 1, 2019	19	24,650	45	1,011	(1)	(567)	(455)	201	24,903
Distributions	—	(3,056)	—	—	—	—	—	(29)	(3,085)
Share-based compensation	1	114	—	—	—	—	—	—	115
Net profit	—	6,622	—	—	—	—	—	8	6,630
Other comprehensive income/(loss)	—	—	(138)	270	6	(64)	(20)	3	57
Sale of Magneti Marelli	—	(109)	(6)	97	—	109	—	(47)	44
Other changes ⁽¹⁾	—	24	(15)	—	—	—	—	2	11
At December 31, 2019	€ 20	€ 28,245	€ (114)	€ 1,378	€ 5	€ (522)	€ (475)	€ 138	€ 28,675

(1) Includes €15 million (€1 million at December 31, 2018) of deferred hedging gains transferred to inventory, net of tax.

The accompanying notes are an integral part of the Consolidated Financial Statements.

FIAT CHRYSLER AUTOMOBILES N.V. AND SUBSIDIARIES

NOTES TO THE CONSOLIDATED FINANCIAL STATEMENTS

1. Principal activities

On January 29, 2014, the Board of Directors of Fiat S.p.A. approved a proposed corporate reorganization resulting in the formation of Fiat Chrysler Automobiles N.V. and establishing Fiat Chrysler Automobiles N.V., organized in the Netherlands, as the parent of the Group with its principal executive offices located at 25 St. James's Street, London SW1A 1HA, United Kingdom. Fiat Chrysler Automobiles N.V. was incorporated as a public limited liability company (*naamloze vennootschap*) under the laws of the Netherlands on April 1, 2014 under the name Fiat Investments N.V.

On October 12, 2014, the cross-border legal merger of Fiat S.p.A. into its 100 percent owned direct subsidiary Fiat Investments N.V. (the "2014 Merger") became effective. The 2014 Merger, which took the form of a reverse merger, resulted in Fiat Investments N.V. being the surviving entity and it was renamed Fiat Chrysler Automobiles N.V. ("FCA NV").

Unless otherwise specified, the terms "Group", "FCA Group", "Company" and "FCA", refer to FCA NV, together with its subsidiaries and its predecessor prior to the completion of the 2014 Merger, or any one or more of them, as the context may require. Any references to "Fiat" refer solely to Fiat S.p.A., the predecessor of FCA NV prior to the 2014 Merger.

The Group and its subsidiaries, of which the most significant is FCA US LLC ("FCA US", formerly known as Chrysler Group LLC), together with its subsidiaries, are engaged in the design, engineering, manufacturing, distribution and sale of automobiles and light commercial vehicles, engines, transmission systems, metallurgical products and production systems. In addition, the Group is also involved in certain other activities, including (mainly captive) services, which represent an insignificant portion of the Group's business. Refer to Note 3, *Scope of consolidation* for information on the presentation of Magneti Marelli as a discontinued operation.

FCA has filed a list of subsidiaries and associated companies, prepared in accordance with Sections 379 and 414, Book 2, Dutch Civil Code, at the Dutch trade register of Amsterdam.

All references in this report to "Euro" and "€" refer to the currency introduced at the start of the third stage of European Economic and Monetary Union pursuant to the Treaty on the Functioning of the European Union, as amended. The Group's financial information is presented in Euro. All references to "U.S. Dollars", "U.S. Dollar", "U.S.\$" and "\$" refer to the currency of the United States of America ("U.S.").

2. Basis of preparation

Authorization of Consolidated Financial Statements and compliance with International Financial Reporting Standards

The Consolidated Financial Statements, together with the notes thereto, of FCA as of and for the year ended December 31, 2019 were authorized for issuance by the Board of Directors on February 25, 2020 and have been prepared in accordance with the International Financial Reporting Standards ("IFRS") as issued by the International Accounting Standards Board ("IASB"), as well as IFRS as adopted by the European Union. There is no effect on these consolidated financial statements resulting from differences between IFRS as issued by the IASB and IFRS as adopted by the European Union. The designation "IFRS" includes International Accounting Standards ("IAS") as well as all interpretations of the IFRS Interpretations Committee ("IFRIC").

Basis of preparation

The Consolidated Financial Statements are prepared under the historical cost method, modified for the measurement of certain financial instruments as required, as well as on a going concern basis. In this respect, the Group's assessment is that no material uncertainties (as defined in IAS 1 - *Presentation of Financial Statements*) exist about its ability to continue as a going concern.

For presentation of the Consolidated Income Statement, the Group uses a classification based on the function of expenses rather than based on their nature as it is more representative of the format used for internal reporting and management purposes and is consistent with international practice in the automotive sector.

Significant accounting policies

Basis of consolidation

Subsidiaries

Subsidiaries are entities over which the Group has control. Control is achieved when the Group has power over the investee, when it is exposed to, or has rights to, variable returns from its involvement with the investee and has the ability to use its power over the investee to affect the amount of the investor's returns. Subsidiaries are consolidated on a line by line basis from the date which control is achieved by the Group. The Group reassesses whether or not it controls an investee if facts and circumstances indicate that there are changes to one or more of the three elements of control listed above.

The Group recognizes a non-controlling interest in the acquiree on a transaction-by-transaction basis, either at fair value or at the non-controlling interest's share of the recognized amounts of the acquiree's identifiable net assets. Net profit or loss and each component of Other comprehensive income/(loss) are attributed to Equity attributable to owners of the parent and to Non-controlling interests. Total comprehensive income/(loss) of subsidiaries is attributed to Equity attributable to the owners of the parent and to the non-controlling interest even if this results in a deficit balance in Non-controlling interests.

Changes in the Group's ownership interests in a subsidiary that do not result in the Group losing control over the subsidiary are accounted for as equity transactions. The carrying amounts of Equity attributable to owners of the parent and Non-controlling interests are adjusted to reflect the changes in their relative interests in the subsidiary. Any difference between the carrying amount of the non-controlling interests and the fair value of the consideration paid or received in the transaction is recognized directly in Equity attributable to the owners of the parent.

Subsidiaries are deconsolidated from the date on which control ceases. When the Group ceases to have control over a subsidiary, it derecognizes the assets (including any goodwill) and liabilities of the subsidiary at their carrying amounts, derecognizes the carrying amount of non-controlling interests in the former subsidiary and recognizes the fair value of any consideration received from the transaction. Any retained interest in the former subsidiary is then remeasured to its fair value.

All intra-group balances and transactions, and any unrealized gains and losses arising from intra-group transactions, are eliminated in preparing the Consolidated Financial Statements.

Interests in Joint Ventures and Associates

A joint venture is a joint arrangement whereby the parties that have joint control of the arrangement have rights to the net assets of the arrangement.

An associate is an entity over which the Group has significant influence. Significant influence is the power to participate in the financial and operating policy decisions of the investee but does not have control or joint control over those policies.

Joint ventures and associates are accounted for using the equity method of accounting from the date joint control or significant influence is obtained. On acquisition, any excess of the investment over the share of the net fair value of the investee's identifiable assets and liabilities is recognized as goodwill and is included in the carrying amount of the investment. Any excess of the Group's share of the net fair value of the investee's identifiable assets and liabilities over the cost of the investment is included as income in the determination of the Group's share of the investee's profit/(loss) in the acquisition period.

Under the equity method, investments are initially recognized at cost and adjusted thereafter to recognize the Group's share of the profit/(loss) and other comprehensive income/(loss) of the investee. The Group's share of the investee's profit/(loss) is recognized in the Consolidated Income Statement. Distributions received from an investee reduce the carrying amount of the investment. Post-acquisition movements in Other comprehensive income/(loss) are recognized in Other comprehensive income/(loss) with a corresponding adjustment to the carrying amount of the investment.

Unrealized gains arising on transactions between the Group and its joint ventures and associates are eliminated to the extent of the Group's interest in the joint venture or associate. Unrealized losses are also eliminated unless the transaction provides evidence of an impairment of the asset transferred.

When the Group's share of the losses of a joint venture or associate exceeds the Group's interest in that joint venture or associate, the Group discontinues recognizing its share of further losses. Additional losses are provided for and a liability is recognized only to the extent that the Group has incurred legal or constructive obligations or made payments on behalf of the joint venture or associate.

The Group discontinues the use of the equity method from the date the investment ceases to be an associate or a joint venture, or when it is classified as available-for-sale.

Interests in Joint Operations

A joint operation is a type of joint arrangement whereby the parties that have joint control have rights to the assets and obligations for the liabilities relating to the arrangement. Joint control is the contractually agreed sharing of control of an arrangement, which exists only when decisions about the relevant activities require the unanimous consent of the parties sharing control.

When the Group undertakes its activities under joint operations, it recognizes its related interest in the joint operation including: (i) its assets, including its share of any assets held jointly, (ii) its liabilities, including its share of any liabilities incurred jointly, (iii) its revenue from the sale of its share of the output arising from the joint operation, (iv) its share of the revenue from the sale of the output by the joint operation and (v) its expenses, including its share of any expenses incurred jointly.

Assets held for sale, Assets held for distribution and Discontinued Operations

Pursuant to IFRS 5 - *Non-current Assets Held for Sale and Discontinued Operations*, non-current assets and disposal groups are classified as held for sale if their carrying amount will be recovered principally through a sale transaction rather than through continuing use. This condition is regarded as met only when the asset or disposal group is available for immediate sale in its present condition, subject only to terms that are usual and customary for sales of such an asset or disposal group, and the sale is highly probable, with the sale expected to be completed within one year from the date of classification.

Non-current assets and disposal groups classified as held for sale are measured at the lower of their carrying amount and fair value less costs to sell and are presented separately in the Consolidated Statement of Financial Position. Non-current assets and disposal groups are not classified as held for sale within the comparative period presented for the Consolidated Statement of Financial Position.

A discontinued operation is a component of the Group that either has been disposed of or is classified as held for sale and (i) represents either a separate major line of business or a geographical area of operations, (ii) is part of a single coordinated plan to dispose of a separate major line of business or geographical area of operations, or (iii) is a subsidiary acquired exclusively with a view to resell and the disposal involves loss of control.

Classification as a discontinued operation occurs upon disposal or, if earlier, when the asset or disposal group meets the criteria to be classified as held for sale. When the asset or disposal group is classified as a discontinued operation, the comparative information is reclassified within the Consolidated Income Statement and the Consolidated Statement of Cash Flows as if the asset or disposal group had been discontinued from the start of the earliest comparative period presented. In addition, when an asset or disposal group is classified as held for sale, depreciation and amortization cease.

The classification, presentation and measurement requirements of IFRS 5 - *Non-current Assets Held for Sale and Discontinued Operations* outlined above also apply to an asset or disposal group that is classified as held for distribution to owners, whereby there must be commitment to the distribution, the asset or disposal group must be available for immediate distribution and the distribution must be highly probable.

Foreign currency

The functional currency of the Group's entities is the currency used in their respective primary economic environments. In individual companies, transactions in foreign currencies are recorded at the exchange rate prevailing at the date of the transaction. Monetary assets and liabilities denominated in foreign currencies are translated at the exchange rate prevailing at the date of the Consolidated Statement of Financial Position. Exchange differences arising on the settlement of monetary items or on reporting monetary items at rates different from those initially recorded, are recognized in the Consolidated Income Statement.

All assets and liabilities of foreign consolidated companies with a functional currency other than the Euro are translated using the closing rates as at the date of the Consolidated Statement of Financial Position. Income and expenses are translated into Euro at the average exchange rate for the period. Translation differences arising from the application of this method are classified within Other comprehensive income/(loss) until the disposal of the subsidiary. Average exchange rates for the period are used in preparing the Consolidated Statement of Cash Flows to translate the cash flows of foreign subsidiaries.

The principal exchange rates used to translate other currencies into Euro were as follows:

	2019		2018		2017	
	Average	At December 31,	Average	At December 31,	Average	At December 31,
U.S. Dollar (U.S.\$)	1.119	1.123	1.181	1.145	1.130	1.199
Brazilian Real (BRL)	4.413	4.516	4.308	4.444	3.605	3.973
Chinese Renminbi (CNY)	7.735	7.821	7.808	7.875	7.629	7.804
Canadian Dollar (CAD)	1.485	1.460	1.529	1.561	1.465	1.504
Mexican Peso (MXN)	21.557	21.220	22.705	22.492	21.329	23.661
Polish Zloty (PLN)	4.298	4.257	4.261	4.301	4.257	4.177
Argentine Peso (ARS) ⁽¹⁾	67.258	67.258	43.074	43.074	18.683	22.595
Pound Sterling (GBP)	0.878	0.851	0.885	0.895	0.877	0.887
Swiss Franc (CHF)	1.112	1.085	1.155	1.127	1.112	1.170

(1) From July 1, 2018, Argentina's economy was considered to be hyperinflationary. Transactions after July 1, 2018 for entities with the Argentinian Peso as the functional currency were translated using the spot rate at the end of the period.

Intangible assets

Goodwill

Goodwill represents the excess of the fair value of consideration paid in a business combination over the fair value of net tangible and identifiable intangible assets acquired. Goodwill is not amortized but is tested for impairment annually or more frequently if events or changes in circumstances indicate that it might be impaired. After initial recognition, goodwill is measured at cost less any accumulated impairment losses.

Intangible assets with indefinite useful lives

Intangible assets with indefinite useful lives consist principally of brands which have no legal, contractual, competitive, economic or other factors that limit their useful lives. Intangible assets with indefinite useful lives are not amortized but are tested for impairment annually, or more frequently if events or changes in circumstances indicate that the asset may be impaired.

Development expenditures

Development expenditures for vehicle production and related components, engines and production systems are recognized as an asset if both of the following conditions within IAS 38 – *Intangible assets* are met: (i) that development expenditure can be measured reliably and (ii) that the technical feasibility of the product, projected volumes and pricing support the view that the development expenditure will generate future economic benefits. Capitalized development expenditures include all direct and indirect costs that may be directly attributed to the development process. All other development expenditures are expensed as incurred.

Capitalized development expenditures are amortized on a straight-line basis from when the related asset is available for use, generally from the beginning of production, over the expected life cycle of the models (generally 5-6 years) or powertrains (generally 10-12 years) developed.

Property, plant and equipment

Cost

Property, plant and equipment is initially recognized at cost and includes the purchase price, any costs directly attributable to bringing the assets to the location and condition necessary to be capable of operating in the manner intended by management and any initial estimate of the costs of dismantling and removing the asset and restoring the site on which it is located. Self-constructed assets are initially recognized at production cost. Subsequent expenditures and the cost of replacing parts of an asset are capitalized only if they increase the future economic benefits embodied in that asset. All other expenditures are expensed as incurred. When such replacement costs are capitalized, the carrying amount of the parts that are replaced is expensed to the Consolidated Income Statement.

Refer to *New standards and amendments effective January 1, 2019* below for additional information on the adoption of IFRS 16 - *Leases* (“IFRS 16”), including the impact on finance and operating leases which had been previously recognized in accordance with IAS 17 - *Leases* (“IAS 17”).

Depreciation

During the years ended December 31, 2019, 2018 and 2017, assets depreciated on a straight-line basis over their estimated useful lives used the following depreciation rates:

	Depreciation rates
Buildings	3% - 10%
Plant, machinery and equipment	3% - 33%
Other assets	5% - 33%

Borrowing Costs

Borrowing costs that are directly attributable to the acquisition, construction or production of property, plant or equipment or an intangible asset that is deemed to be a qualifying asset as defined in IAS 23 - *Borrowing Costs* are capitalized. The amount of borrowing costs eligible for capitalization corresponds to the actual borrowing costs incurred during the period, less any investment income on the temporary investment of any borrowed funds not yet used. The amount of borrowing costs capitalized in the year ended December 31, 2019 and 2018 was €213 million and €155 million, respectively.

Impairment of long-lived assets

Annually, or more frequently if facts or circumstances indicate otherwise, the Group assesses whether there is any indication that its finite-lived intangible assets (including capitalized development expenditures) and its property, plant and equipment may be impaired.

If indications of impairment are present, the carrying amount of the asset is reduced to its recoverable amount which is the higher of fair value less costs of disposal and its value in use. The recoverable amount is determined for the individual asset, unless the asset does not generate cash inflows that are largely independent of those from other assets or groups of assets, in which case the asset is tested as part of the cash-generating unit (“CGU”) to which the asset belongs. A CGU is the smallest identifiable group of assets that generates cash inflows that are largely independent of the cash inflows from other assets or groups of assets. In assessing the value in use of an asset or CGU, the estimated future cash flows are discounted to their present value using a discount rate that reflects current market assessments of the time value of money and the risks specific to the asset or CGU. An impairment loss is recognized if the recoverable amount is lower than the carrying amount.

When an impairment loss for assets no longer exists or has decreased, the carrying amount of the asset or CGU is increased to the revised estimate of its recoverable amount but not in excess of the carrying amount that would have been recorded had no impairment loss been recognized. The reversal of an impairment loss is recognized in the Consolidated Income Statement. Refer to the section *Use of estimates* below for additional information.

Financial assets and liabilities

Financial assets primarily include trade receivables, receivables from financing activities, investments in other companies, derivative financial instruments, cash and cash equivalents, and debt securities that represent temporary investments of available funds and do not satisfy the requirements for being classified as cash equivalents.

Financial liabilities primarily consist of debt, derivative financial instruments, trade payables and other liabilities.

Receivables from dealer financing activities are typically generated by sales of vehicles and are generally managed under dealer network financing programs as a component of the portfolio of the Group's financial services companies. These receivables are interest bearing with the exception of an initial, limited, non-interest bearing period. The contractual terms governing the relationships with the dealer networks vary according to market and payment terms, which range from two to twelve months.

Classification and measurement

The classification of a financial asset is dependent on the Group's business model for managing such financial assets and their contractual cash flows. The Group considers whether the contractual cash flows represent solely payments of principal and interest that are consistent with a basic lending arrangement. Where the contractual terms introduce exposure to risk or volatility that are inconsistent with a basic lending arrangement, the related financial assets are classified and measured at fair value through profit or loss (“FVPL”).

Financial asset cash flow business model	Initial measurement ⁽¹⁾	Measurement category ⁽³⁾
Solely to collect the contractual cash flows (Held to Collect)	Fair Value including transaction costs	Amortized Cost ⁽²⁾
Collect both the contractual cash flows and generate cash flows arising from the sale of assets (Held to Collect and Sell)	Fair Value including transaction costs	Fair value through other comprehensive income (“FVOCI”)
Generate cash flows primarily from the sale of assets (Held to Sell)	Fair Value	FVPL

(1) A trade receivable without a significant financing component, as defined by IFRS 15, is initially measured at the transaction price.

(2) Receivables with maturities of over one year, which bear no interest or have an interest rate significantly lower than market rates are discounted using market rates.

(3) On initial recognition, the Group may irrevocably designate a financial asset at FVPL that otherwise meets the requirements to be measured at amortized cost or at FVOCI if doing so eliminates or significantly reduces an accounting mismatch that would otherwise arise.

Factors considered by the Group in determining the business model for a group of financial assets include:

- past experience on how the cash flows for these assets were collected;
- the frequency, volume and timing of sales of financial assets in prior periods, the reasons for such sales and future sales activity expectations;
- how the asset's performance is evaluated and reported to key management personnel; and
- how risks are assessed and managed and how management is compensated.

Financial assets are not reclassified subsequent to their initial recognition unless the Group changes its business model for managing financial assets, in which case all affected financial assets are reclassified on the first day of the first reporting period following the change in the business model.

Cash and cash equivalents include cash at banks, units in money market funds and other money market securities, commercial paper and certificate of deposits that are readily convertible into cash, with original maturities of three months or less at the date of purchase. Cash and cash equivalents are subject to an insignificant risk of changes in value and consist of balances across various primary national and international money market instruments. Money market funds consist of investments in high quality, short-term, diversified financial instruments that can generally be liquidated on demand and are measured at FVPL. Cash at banks and Other cash equivalents are measured at amortized cost.

Investments in other companies are measured at fair value. Equity investments for which there is no quoted market price in an active market and there is insufficient financial information in order to determine fair value may be measured at cost as an estimate of fair value, as permitted by IFRS 9 - *Financial Instruments* ("IFRS 9"). The Group may irrevocably elect to present subsequent changes in the investment's fair value in Other comprehensive income ("OCI") upon the initial recognition of an equity investment that is not held to sell. This election is made on an investment-by-investment basis. Generally, any dividends from these investments are recognized in Other income from investments within Result from investments when the Group's right to receive payment is established. Other net gains and losses are recognized in OCI and will not be reclassified to the Consolidated Income Statement in subsequent periods. Impairment losses (and the reversal of impairment losses) on equity investments measured at FVOCI are not reported separately from other changes in fair value in OCI.

Impairment of financial assets

The Group's credit risk differs in relation to the type of activity. In particular, receivables from financing activities, such as dealer and retail financing that are carried out through the Group's financial services companies, are exposed both to the direct risk of default and the deterioration of the creditworthiness of the counterparty, whereas trade receivables arising from the sale of vehicles and spare parts, are mostly exposed to the direct risk of counterparty default. These risks are mitigated by different kinds of securities received and the fact that collection exposure is spread across a large number of counterparties.

The IFRS 9 impairment requirements are based on a forward-looking expected credit loss ("ECL") model. ECL is a probability-weighted estimate of the present value of cash shortfalls.

The calculation of the amount of ECL is based on the risk of default by the counterparty, which is determined by taking into account the information available at the end of each reporting period as to the counterparty's solvency, the fair value of any guarantees and the Group's historical experience. The Group considers a financial asset to be in default when: (i) the borrower is unlikely to pay its obligations in full and without consideration of compensating guarantees or collateral (if any exist); or (ii) the financial asset is more than 90 days past due.

The Group applies two impairment models for financial assets as set out in IFRS 9: the simplified approach and the general approach. The table below indicates the impairment model used for each of our financial asset categories. Impairment losses on financial assets are recognized in the Consolidated Income Statement within the corresponding line items, based on the classification of the counterparty.

Financial asset	IFRS 9 impairment model
Trade receivables	Simplified approach
Receivables from financing activities	General approach
Other receivables	General approach

In order to test for impairment, individually significant receivables and receivables for which collectability is at risk are assessed individually, while all other receivables are grouped into homogeneous risk categories based on shared risk characteristics such as instrument type, industry or geographical location of the counterparty.

The simplified approach for determining the lifetime ECL allowance is performed in two steps:

- All trade receivables that are in default, as defined above, are individually assessed for impairment; and
- A general reserve is recognized for all other trade receivables (including those not past due) based on historical loss rates.

The Group applies the general approach as determined by IFRS 9 by assessing at each reporting date whether there has been a significant increase in credit risk on the financial instrument since initial recognition. The Group considers receivables to have experienced a significant increase in credit risk when certain quantitative or qualitative indicators have been met or the borrower is more than 30 days past due on its contractual payments.

The “three-stages” for determining and measuring the impairment based on changes in credit quality since initial recognition are summarized below:

Stage	Description	Time period for measurement of ECL
Stage 1	A financial instrument that is not credit-impaired on initial recognition	12-month ECL
Stage 2	A financial instrument with a significant increase in credit risk since initial recognition	Lifetime ECL
Stage 3	A financial instrument that is credit-impaired or has defaulted	Lifetime ECL

Considering forward-looking economic information, ECL is determined by projecting the probability of default, exposure at default and loss given default for each future contractual period and for each individual exposure or collective portfolio. The discount rate used in the ECL calculation is the stated effective interest rate or an approximation thereof. Each reporting period, the assumptions underlying the ECL calculation are reviewed and updated as necessary. Since adoption, there have been no significant changes in estimation techniques or significant assumptions that led to material changes in the ECL allowance.

The gross carrying amount of a financial asset is written-off to the extent that there is no realistic prospect of recovery. This is generally the case when the Group determines that a debtor does not have assets or sources of income that could generate sufficient cash flows to repay the amounts subject to the write-off. However, financial assets that are written off could still be subject to enforcement activities.

Derivative financial instruments

Derivative financial instruments are used for economic hedging purposes in order to reduce currency, interest rate and market price risks (primarily related to commodities). In accordance with IFRS 9, derivative financial instruments are recognized on the basis of the settlement date and, upon initial recognition, are measured at fair value less (in case a financial asset is not measured at FVPL) transaction costs that are directly attributable to the acquisition of the financial assets. Subsequent to initial recognition, all derivative financial instruments are measured at fair value. Furthermore, derivative financial instruments qualify for hedge accounting when (i) there is formal designation and documentation of the hedging relationship and the Group's risk management objective and strategy for undertaking the hedge at inception of the hedge and (ii) the hedge is expected to be effective.

When derivative financial instruments qualify for hedge accounting, the following accounting treatments apply:

- *Fair value hedges* - where a derivative financial instrument is designated as a hedge of the exposure to changes in fair value of a recognized asset or liability attributable to a particular risk that could affect the Consolidated Income Statement, the gain or loss from remeasuring the hedging instrument at fair value is recognized in the Consolidated Income Statement. The gain or loss on the hedged item attributable to the hedged risk adjusts the carrying amount of the hedged item and is recognized in the Consolidated Income Statement.
- *Cash flow hedges* - where a derivative financial instrument is designated as a hedge of the exposure to variability in future cash flows of a recognized asset or liability or a highly probable forecasted transaction and could affect the Consolidated Income Statement, the effective portion of any gain or loss on the derivative financial instrument is recognized directly in Other comprehensive income/(loss). When the hedged forecasted transaction results in the recognition of a non-financial asset, the gains and losses previously deferred in Other comprehensive income/(loss) are reclassified and included in the initial measurement of the cost of the non-financial asset. The effective portion of any gain or loss is recognized in the Consolidated Income Statement at the same time as the economic effect arising from the hedged item that affects the Consolidated Income Statement. The gain or loss associated with a hedge or part of a hedge that has become ineffective is recognized in the Consolidated Income Statement immediately.

When a hedging instrument or hedge relationship is terminated but the hedged transaction is still expected to occur, the cumulative gain or loss realized to the point of termination remains and is recognized in the Consolidated Income Statement at the same time as the underlying transaction occurs. If the hedged transaction is no longer probable, the cumulative unrealized gain or loss held in Other comprehensive income/(loss) is recognized in the Consolidated Income Statement immediately.

- *Hedges of a net investment* - if a derivative financial instrument is designated as a hedging instrument for a net investment in a foreign operation, the effective portion of the gain or loss on the derivative financial instrument is recognized in Other comprehensive income/(loss). The cumulative gain or loss is reclassified from Other comprehensive income/(loss) to the Consolidated Income Statement upon disposal of the foreign operation.

Hedge effectiveness is determined at the inception of the hedge relationship and through periodic prospective effectiveness assessments to ensure the hedge relationships meet the effectiveness requirements (including the existence of an economic relationship between the hedged item and hedging instrument). The Group enters into hedge relationships where the critical terms of the hedging instrument match closely or exactly with the terms of the hedged item, and so a qualitative assessment of effectiveness is performed. In the event there was a hedge relationship where the critical terms of the hedged item do not match closely or perfectly with the critical terms of the hedging instrument, the Group would perform a quantitative assessment to assess effectiveness.

Ineffectiveness is measured by comparing the cumulative changes in fair value of the hedging instrument and cumulative change in fair value of the hedged item arising from the designated risk. The primary potential sources of hedge ineffectiveness are mismatches in timing or the critical terms of the hedged item and the hedging instrument.

The hedge ratio is the relationship between the quantity of the derivative and the hedged item. The Group's derivatives have the same underlying quantity as the hedged items, therefore the hedge ratio is expected to be one for one.

If hedge accounting cannot be applied, the gains or losses from the fair value measurement of derivative financial instruments are recognized immediately in the Consolidated Income Statement.

Refer to Note 16, *Derivative financial assets and liabilities*, for additional information on fair value measurements.

Transfers of financial assets

The Group derecognizes financial assets when the contractual rights to the cash flows arising from the asset are no longer held or if it transfers substantially all the risks and rewards of ownership of the financial asset. On derecognition of financial assets, the difference between the carrying amount of the asset and the consideration received or receivable for the transfer of the asset is recognized in the Consolidated Income Statement.

The Group transfers certain of its financial, trade and tax receivables, mainly through factoring transactions. Factoring transactions may be either with recourse or without recourse. Certain transfers include deferred payment clauses requiring first loss cover (for example, when the payment by the factor of a minor part of the purchase price is dependent on the total amount collected from the receivables), whereby the transferor has priority participation in the losses, or requires a significant exposure to the variability of cash flows arising from the transferred receivables to be retained. These types of transactions do not meet the requirements of IFRS 9 for the derecognition of the assets since the risks and rewards connected with ownership of the financial asset are not substantially transferred, and accordingly the Group continues to recognize these receivables within the Consolidated Statement of Financial Position and recognizes a financial liability for the same amount under Asset-backed financing, which is included within Debt. These types of receivables are classified as held-to-collect, since the business model is consistent with the Group's continuing recognition of the receivables.

Inventories

Raw materials, semi-finished products and finished goods inventories are stated at the lower of cost and net realizable value, with cost being determined on a first-in, first-out ("FIFO") basis. The measurement of Inventories includes the direct cost of materials and labor as well as indirect costs (variable and fixed). A provision is made for obsolete and slow-moving raw materials, finished goods, spare parts and other supplies based on their expected future use and realizable value. Net realizable value is the estimated selling price in the ordinary course of business, less the estimated costs of completion and the estimated costs for sale and distribution.

The measurement of production systems construction contracts is based on the stage of completion, which is determined as the proportion of cost incurred at the balance sheet date over the estimated total contract cost. These items are presented net of progress billings received from customers. Any losses on such contracts are recorded in the Consolidated Income Statement in the period in which they are identified.

Employee benefits

Defined contribution plans

Costs arising from defined contribution plans are expensed as incurred.

Defined benefit plans

The Group's net obligations are determined separately for each defined benefit plan by estimating the present value of future benefits that employees have earned and deducting the fair value of any plan assets. The present value of defined benefit obligations is measured using actuarial techniques and actuarial assumptions that are unbiased, mutually compatible and attribute benefits to periods in which the obligation to provide post-employment benefits arise by using the Projected Unit Credit Method. Plan assets are recognized and measured at fair value.

When the net obligation is a potential asset, the recognized amount is limited to the present value of any economic benefits available in the form of future refunds or reductions in future contributions to the plan (asset ceiling).

The components of defined benefit cost are recognized as follows:

- Service cost is recognized in the Consolidated Income Statement by function and is presented within the relevant line items (Cost of revenues, Selling, general and other costs, and Research and development costs);
- Net interest expense on the defined benefit liability/(asset) is recognized in the Consolidated Income Statement within Net financial expenses and is determined by multiplying the net liability/(asset) by the discount rate used to discount obligations taking into account the effect of contributions and benefit payments made during the year; and
- Remeasurement components of the net obligation, which comprise actuarial gains and losses, the return on plan assets (excluding interest income recognized in the Consolidated Income Statement) and any change in the effect of the asset ceiling are recognized immediately in Other comprehensive income/(loss). These remeasurement components are not reclassified to the Consolidated Income Statement in a subsequent period.

Past service costs arising from plan amendments and curtailments and gains and losses on the settlement of a plan are recognized immediately in the Consolidated Income Statement.

Other long term employee benefits

The Group's obligations represent the present value of future benefits that employees have earned in return for their service. Remeasurement components on other long term employee benefits are recognized in the Consolidated Income Statement in the period in which they arise.

Share-based compensation

The Group has several compensation plans that provide for the granting of share-based compensation to certain employees and directors. Share-based compensation plans are accounted for in accordance with IFRS 2 -*Share-based Payment*, which requires the recognition of share-based compensation expense based on fair value.

For equity-settled transactions, the cost is determined by the fair value at the date when the grant is determined with reference to the grant-date share price and, where applicable, using a Monte Carlo simulation model. Refer to Note 18 - *Share-based compensation* for further information.

Share-based compensation expense is recognized within *Selling, general and other costs* within the Consolidated Income Statement, together with a corresponding increase in equity, over the period in which the service and, where applicable, the performance conditions are fulfilled ("vesting period"). The cumulative expense is recognized for equity-settled transactions at each reporting date using the graded vesting method and reflects the Group's best estimate of the number of equity instruments that will ultimately vest. The expense, or credit, in the Consolidated Income Statement for a period represents the movement in cumulative expense recognized as at the beginning and end of that period.

Service and non-market performance conditions are not taken into account when determining the grant date fair value of awards, but the likelihood of the conditions being met is assessed as part of the Group's best estimate of the number of equity instruments that will ultimately vest. Market performance conditions are reflected within the grant date fair value. Any other conditions attached to an award, but without an associated service requirement, are considered to be non-vesting conditions. Non-vesting conditions are reflected in the fair value of an award and lead to an immediate expensing of an award unless there are also service and/or performance conditions.

No expense is recognized for awards that do not ultimately vest because non-market performance and/or service conditions have not been met. Where awards include a market or non-vesting condition, the transactions are treated as vested irrespective of whether the market or non-vesting condition is satisfied, provided that all other performance and/or service conditions are satisfied.

When the terms of an equity-settled award are modified, the minimum expense recognized is the grant date fair value of the unmodified award, provided the original vesting terms of the award are met. Any incremental expense between the original grant and the modified grant, measured at the date of modification, is recognized over the modified vesting terms. Where an award is cancelled by the entity or by the counterparty, any unrecognized element of the fair value of the award is expensed immediately through the Consolidated Income Statement.

For cash-settled transactions, a liability is recognized for the fair value measured initially and at each reporting date up to and including the settlement date. The fair value is expensed over the period until the vesting date, with recognition of a corresponding liability. The approach used to account for vesting conditions when measuring equity-settled transactions also applies to cash-settled transactions.

Revenue recognition

Revenue is recognized when control of our vehicles, services or parts has been transferred and the Group's performance obligations to our customers have been satisfied. Revenue is measured as the amount of consideration the Group expects to receive in exchange for transferring goods or providing services. The timing of when the Group transfers the goods or services to the customer may differ from the timing of the customer's payment. The Group recognizes a contract liability when it invoices an amount to a customer prior to the transfer of the goods or services provided. When the Group gives our customers the right to return eligible goods, the Group estimates the expected returns based on an analysis of historical experiences. Sales, value added and other taxes that the Group collects on behalf of others concurrently with revenue generating activities are excluded from revenue and are recognized within the Other liabilities and the Tax liabilities line items in the Consolidated Statement of Financial Position. Incidental items that are immaterial in the context of the contract are recognized as expense.

The Group also enters into contracts with multiple performance obligations. For these contracts, the Group allocates revenue from the transaction price to the distinct goods and services in the contract on a relative standalone selling price basis. To the extent that the Group sells the good or service separately in the same market, the standalone selling price is the observable price at which the Group sells the good or service separately. For all other goods or services, the Group estimates the standalone selling price using a cost-plus-margin approach.

Sales of goods

The Group has determined that our customers from the sale of vehicles and service parts are generally dealers, distributors or fleet customers. Transfer of control, and therefore revenue recognition, generally corresponds to the date when the vehicles or service parts are made available to the customer, or when the vehicles or service parts are released to the carrier responsible for transporting them to the customer. This is also the point at which invoices are issued, with payment for vehicles typically due immediately and payment for service parts typically due in the following month. For component part sales, revenue recognition is consistent with that of service parts. The Group also sells tooling, with control transferring at the point in time when the customer accepts the tooling.

The cost of incentives, if any, is estimated at the inception of a contract at the expected amount that will ultimately be paid and is recognized as a reduction to revenue at the time of the sale. If a vehicle contract transaction has multiple performance obligations, the cost of incentives is allocated entirely to the vehicle as the intent of the incentives is to encourage sales of vehicles. If the estimate of the incentive changes following the sale to the customer, the change in estimate is recognized as an adjustment to revenue in the period of the change. Refer to the *Use of estimates - Sales incentives* for more information on these programs.

New vehicle sales through Guaranteed Depreciation Program ("GDP") are recognized as revenue when control of the vehicle transfers to the fleet customer, except in situations where the Group issues a put option for which there is a significant economic incentive to exercise, as discussed below. Upon recognition of the vehicle revenue, the Group establishes a liability equal to the estimated amount of any residual value guarantee.

The Group also sells vehicles where, in addition to guaranteeing the residual value, the contract includes a put option whereby the fleet customer can require the Group to repurchase the vehicles. For these types of arrangements, the Group assesses whether a significant economic incentive exists for the customer to exercise its put option. If the Group determines that a significant economic incentive does not exist for the customer to exercise its put option, then revenue is recognized when control of the vehicle transfers to the fleet customer and a liability is recognized equal to the estimated amount of the residual value guarantee. If the Group determines that a significant economic incentive exists, then the arrangement is accounted for similarly to a repurchase obligation, as described in *Lease installments from assets sold with buy-back commitments*.

Services provided

When control of a good transfers to the customer prior to the completion of shipping activities for which the Group is responsible, this represents a separate performance obligation for which the shipping revenue is recognized when the shipping service is complete. Other revenues from services provided are primarily comprised of maintenance plans and extended warranties, and also include connectivity services, and are recognized over the contract period in proportion to the costs expected to be incurred based on our historical experience. These services are either included in the selling price of the vehicle or separately priced. Revenue for services is allocated based on the estimated stand-alone selling price. Costs associated with the sale of contracts are deferred and are subsequently amortized to expense consistent with how the related revenue is recognized. The Group had €224 million of deferred service contract costs at December 31, 2019 (€200 million at December 31, 2018) and recognized €68 million of amortization expense during the year ended December 31, 2019 (€88 million during the year ended December 31, 2018).

Contract revenues

Revenue from construction contracts, which is comprised of industrial automation systems, included within “Other activities”, is recognized as revenue over the contract period in proportion to the costs expected to be incurred based on our historical experience. A loss is recognized if the sum of the expected costs for services under the contract exceeds the transaction price.

Lease installments from assets sold with buy-back commitments

Vehicle sales to fleet customers can include a repurchase obligation, whereby the Group is required to repurchase the vehicles at a given point in time. The Group accounts for such sales as an operating lease. Upon the transfer of vehicles to the fleet customer, the Group records a liability equal to the proceeds received within Other liabilities in the Consolidated Statement of Financial Position. The difference between the proceeds received and the guaranteed repurchase amount is recognized as revenue over the contractual term on a straight-line basis. The cost of the vehicle is recorded within Assets sold with a buy-back commitment in the Consolidated Statement of Financial Position and the difference between the cost of the vehicle and the estimated residual value is recognized within Cost of revenues in the Consolidated Income Statement over the contractual term.

Interest income of financial services activities

Interest income, which is primarily generated from the Group by providing dealer and retail financing, is recognized using the effective interest method.

Cost of revenues

Cost of revenues comprises expenses incurred in the manufacturing and distribution of vehicles and parts. The most significant element is the cost of materials and components and the remaining costs include labor (consisting of direct and indirect wages), transportation costs, depreciation of property, plant and equipment and amortization of other intangible assets relating to production. In addition, expenses which are directly attributable to the financial services companies, including interest expense related to their financing as a whole and provisions for risks and write-downs of assets, are recorded within Cost of revenues (€48 million, €75 million and €68 million for the years ended December 31, 2019, 2018 and 2017, respectively). Cost of revenues also included €195 million, €293 million and €397 million related to the decrease in value for assets sold with buy-back commitments for the years ended December 31, 2019, 2018 and 2017, respectively. In addition, estimated costs related to product warranty and recall campaigns are recorded within Cost of revenues (refer to the section *Use of estimates* below for further information).

Government Grants

Government grants are recognized in the Consolidated Financial Statements when there is reasonable assurance of the Group's compliance with the conditions for receiving such grants and that the grants will be received. Government grants are recognized as income over the same periods as the related costs which they are intended to offset.

The benefit of a government loan at a below-market rate of interest is treated as a government grant. The benefit of the below-market rate of interest is measured as the difference between the initial carrying amount of the loan (fair value plus transaction costs) and the proceeds received, and it is accounted for in accordance with the policies used for the recognition of government grants.

Taxes

Income taxes include all taxes which are based on the taxable profits of the Group. Current and deferred taxes are recognized as a benefit or expense and are included in the Consolidated Income Statement for the period, except for tax arising from (i) a transaction or event which is recognized, in the same or a different period, either in Other comprehensive income/(loss) or directly in Equity, or (ii) a business combination.

Deferred taxes are accounted for under the full liability method. Deferred tax liabilities are recognized for all taxable temporary differences between the carrying amounts of assets or liabilities and their tax base, except to the extent that the deferred tax liabilities arise from the initial recognition of goodwill or the initial recognition of an asset or liability in a transaction which is not a business combination and at the time of the transaction, affects neither accounting profit nor taxable profit. Deferred tax assets are recognized for all deductible temporary differences to the extent that it is probable that taxable profit will be available against which the deductible temporary differences can be utilized, unless the deferred tax assets arise from the initial recognition of an asset or liability in a transaction that is not a business combination and at the time of the transaction, affects neither accounting profit nor taxable profit.

Deferred tax assets and liabilities are measured at the substantively enacted tax rates in the respective jurisdictions in which the Group operates that are expected to apply to the period when the asset is realized or liability is settled.

The Group recognizes deferred tax liabilities associated with the existence of a subsidiary's undistributed profits when it is probable that this temporary difference will not reverse in the foreseeable future, except when it is able to control the timing of the reversal of the temporary difference. The Group recognizes deferred tax assets associated with the deductible temporary differences on investments in subsidiaries only to the extent that it is probable that the temporary differences will reverse in the foreseeable future and taxable profit will be available against which the temporary difference can be utilized.

Deferred tax assets relating to the carry-forward of unused tax losses and tax credits, as well as those arising from deductible temporary differences, are recognized to the extent that it is probable that future profits will be available against which they can be utilized. The Group monitors unrecognized deferred tax assets at each reporting date and recognizes a previously unrecognized deferred tax asset to the extent that it has become probable that future taxable profit will allow the deferred tax asset to be recovered. Refer to *Use of estimates - Recoverability of deferred tax assets* for additional detail.

Current income taxes and deferred taxes are offset when they relate to the same taxation jurisdiction and there is a legally enforceable right of offset. Other taxes not based on income, such as property taxes and capital taxes, are included within Selling, general and other costs.

Refer to *New standards and amendments effective January 1, 2019* and *Change in accounting policy - IFRIC 23* below for detail on the application of IFRIC 23, *Uncertainty over Income Tax Treatment* and the related reclassification of prior year comparatives.

Refer to Note 7, *Tax expense*, for additional information on tax expense and deferred tax assets.

Fair Value Measurement

Fair value for measurement and disclosure purposes is determined as the consideration that would be received to sell an asset or paid to transfer a liability in an orderly transaction between market participants at the measurement date, regardless of whether that price is directly observable or estimated using a valuation technique. Fair value measurement is based on the presumption that the transaction to sell the asset or transfer the liability takes place either:

- in the principal market for the asset or liability; or
- in the absence of a principal market, in the most advantageous market for the asset or liability.

The fair value of an asset or a liability is measured using the assumptions that market participants would use when pricing the asset or liability, assuming that market participants act in their own economic best interest. A fair value measurement of a non-financial asset takes into account a market participant's ability to generate economic benefits by using the asset in its highest and best use or by selling it to another market participant that would use the asset in its highest and best use. In estimating fair value, we use market-observable data to the extent it is available. When market-observable data is not available, we use valuation techniques that maximize the use of relevant observable inputs and minimize the use of unobservable inputs.

IFRS 13 - *Fair Value Measurement* establishes a hierarchy which prioritizes the inputs used in measuring fair value. The hierarchy gives the highest priority to quoted prices (unadjusted) in active markets for identical assets and liabilities (Level 1 inputs) and the lowest priority to unobservable inputs (level 3 inputs). In some cases, the inputs used to measure the fair value of an asset or a liability might be categorized within different levels of the fair value hierarchy. In those cases, the fair value measurement is categorized in its entirety in the same level of the fair value hierarchy at the lowest level input that is significant to the entire measurement.

Levels used in the hierarchy are as follows:

- Level 1 inputs include quoted prices (unadjusted) in active markets for identical assets and liabilities that the Group can access at the measurement date. Level 1 primarily consists of financial instruments such as cash and cash equivalents and certain available-for-sale and held-for-trading securities.
- Level 2 inputs include those which are directly or indirectly observable as of the measurement date. Level 2 instruments include commercial paper and non-exchange-traded derivatives such as over-the-counter currency and commodity forwards, swaps and option contracts, which are valued using models or other valuation methodologies. These models are primarily industry-standard models that consider various assumptions, including quoted forward prices for similar instruments in active markets, quoted prices for identical or similar inputs not in active markets, and observable inputs.
- Level 3 inputs are unobservable from objective sources in the market and reflect management judgment about the assumptions market participants would use in pricing the instruments. Instruments in this category include non-exchange-traded derivatives such as certain over-the-counter commodity option and swap contracts.

Refer to Note 23, *Fair value measurement*, for additional information on fair value measurements.

Use of estimates

The Consolidated Financial Statements are prepared in accordance with IFRS which requires the use of estimates, judgments and assumptions that affect the carrying amount of assets and liabilities, the disclosure of contingent assets and liabilities and the amounts of income and expenses recognized. The estimates and associated assumptions are based on management's best judgment of elements that are known when the financial statements are prepared, on historical experience and on any other factors that are considered to be relevant.

Estimates and underlying assumptions are reviewed by the Group periodically and when circumstances require. Actual results could differ from the estimates, which would require adjustment accordingly. The effects of any changes in estimates are recognized in the Consolidated Income Statement in the period in which the adjustment is made, or in future periods.

Items requiring estimates for which there is a risk that a material difference may arise in the future in respect of the carrying amounts of assets and liabilities are discussed below.

Employee Benefits

The Group provides post-employment benefits for certain of its active employees and retirees, which vary according to the legal, fiscal and economic conditions of each country in which the Group operates and may change periodically. The plans are classified by the Group on the basis of the type of benefit provided as follows: pension benefits, health care and life insurance plans and other post-employment benefits.

Group companies provide certain post-employment benefits, such as pension or health care benefits, to their employees under defined contribution plans whereby the Group pays contributions to public or private plans on a legally mandatory, contractual, or voluntary basis. The Group recognizes the cost for defined contribution plans as incurred and classifies this by function within Cost of revenues, Selling, general and other costs, and Research and development costs in the Consolidated Income Statement.

Pension plans

The Group sponsors both non-contributory and contributory defined benefit pension plans primarily in the U.S. and Canada, the majority of which are funded. Non-contributory pension plans cover certain hourly and salaried employees and the benefits are based on a fixed rate for each year of service. Additionally, contributory benefits are provided to certain salaried employees under the salaried employees' retirement plans.

The Group's defined benefit pension plans are accounted for on an actuarial basis, which requires the use of estimates and assumptions to determine the net liability or net asset. The Group estimates the present value of the projected future payments to all participants by taking into consideration parameters of a financial nature such as discount rates, the rate of salary increases and the likelihood of potential future events estimated by using demographic assumptions, which may have an effect on the amount and timing of future payments, such as mortality, dismissal and retirement rates, which are developed to reflect actual and projected plan experience. Mortality rates are developed using our plan-specific populations, recent mortality information published by recognized experts in this field, primarily the U.S. Society of Actuaries and the Canadian Institute of Actuaries, and other data where appropriate to reflect actual and projected plan experience. The expected amount and timing of contributions is based on an assessment of minimum funding requirements. From time to time, contributions are made beyond those that are legally required.

Plan obligations and costs are based on existing retirement plan provisions. Assumptions regarding any potential future changes to benefit provisions beyond those to which the Group is presently committed are not made. Significant differences in actual experience or significant changes in the following key assumption may affect the pension obligations and pension expense:

- *Discount rates.* Our discount rates are based on yields of high-quality (AA-rated) fixed income investments for which the timing and amounts of maturities match the timing and amounts of the projected benefit payments.

The effects of actual results differing from assumptions and of amended assumptions are included in Other comprehensive income/(loss). The weighted average discount rates used to determine the defined benefit obligation for the defined benefit plans were 3.3 percent and 4.3 percent at December 31, 2019 and 2018, respectively.

At December 31, 2019, the effect on the defined benefit obligation of a decrease or increase in the discount rate, holding all other assumptions constant, is as follows:

	Effect on pension benefit obligation increase/(decrease) in Net liability
	(€ million)
10 basis point decrease in discount rate	298
10 basis point increase in discount rate	(292)

Refer to Note 19, *Employee benefits liabilities*, for additional information on the Group's pension plans.

Other post-employment benefits

The Group provides health care, legal, severance, indemnity life insurance benefits and other post-retirement benefits to certain hourly and salaried employees. Upon retirement, these employees may become eligible for a continuation of certain benefits. Benefits and eligibility rules may be modified periodically.

These other post-employment benefits ("OPEB") are accounted for on an actuarial basis, which requires the selection of various assumptions. The estimation of the Group's obligations, costs and liabilities associated with OPEB requires the use of estimates of the present value of the projected future payments to all participants, taking into consideration the likelihood of potential future events estimated by using demographic assumptions, which may have an effect on the amount and timing of future payments, such as mortality, dismissal and retirement rates, which are developed to reflect actual and projected plan experience, as well as legal requirements for retirement in respective countries. Mortality rates are developed using our plan-specific populations, recent mortality information published by recognized experts in this field and other data where appropriate to reflect actual and projected plan experience.

Plan obligations and costs are based on existing plan provisions. Assumptions regarding any potential future changes to benefit provisions beyond those to which the Group is presently committed are not made.

Significant differences in actual experience or significant changes in the following key assumptions may affect the OPEB obligation and expense:

- *Discount rates.* Our discount rates are based on yields of high-quality (AA-rated) fixed income investments for which the timing and amounts of maturities match the timing and amounts of the projected benefit payments.
- *Health care cost trends.* The Group's health care cost trend assumptions are developed based on historical cost data, the near-term outlook and an assessment of likely long-term trends.

At December 31, 2019, the effect of a decrease or increase in the key assumptions affecting the health care, life insurance plans and Italian severance indemnity (*trattamento di fine rapporto* or “TFR”), holding all other assumptions constant, is shown below:

	Effect on health care and life insurance benefit obligation	Effect on the TFR benefit obligation
	(€ million)	
10 basis point / (100 basis point for TFR) decrease in discount rate	29	46
10 basis point / (100 basis point for TFR) increase in discount rate	(29)	(40)
100 basis point decrease in health care cost trend rate	(39)	—
100 basis point increase in health care cost trend rate	46	—

Refer to Note 19, *Employee benefits liabilities*, for additional information on the Group’s OPEB liabilities.

Recoverability of non-current assets with definite useful lives

Non-current assets with definite useful lives include property, plant and equipment, intangible assets and assets held for sale. Intangible assets with definite useful lives mainly consist of capitalized development expenditures primarily related to the North America and EMEA segments. The Group periodically reviews the carrying amount of non-current assets with definite useful lives when events or circumstances indicate that an asset may be impaired. The recoverability of non-current assets with definite useful lives is based on the estimated future cash flows, using the Group’s current business plan, of the CGUs to which the assets relate.

The global automotive industry is experiencing significant change as a result of evolving regulatory requirements for fuel efficiency, greenhouse gas emissions and other tailpipe emissions as well as emerging technology changes, such as electrification and autonomous driving. Our business plan could change in response to these evolving requirements and emerging technologies or in relation to any future business plans or strategies developed as part of partnerships and collaborations. As we continue to assess the potential impacts of these evolving requirements, emerging technologies or future plans and strategies, and of operationalizing and implementing the strategic targets set out in the business plan, including reallocation of our resources, the recoverability of certain of our assets or CGUs may be impacted in future periods. For example, our product development strategies may be affected by regulatory changes as well as changes in the expected costs of implementing electrification, including the cost of batteries. As relevant circumstances change, we expect to adjust our product plans which may result in changes to the expected use of certain of the Group’s vehicle platforms.

These uncertainties could result in either impairments of, or reductions to the expected useful lives of, these platforms, or both. Any change in recoverability would be accounted for at the time such change to the business plan occurs. For the years ended December 31, 2019, 2018 and 2017, the impairment tests performed compared the carrying amount of the assets included in the respective CGUs to their value in use. The value in use of the CGUs was determined using a discounted cash flow methodology based on estimated pre-tax future cash flows attributable to the CGUs and a pre-tax discount rate reflecting a current market assessment of the time value of money and the risks specific to the CGUs.

During the year ended December 31, 2019, impairment losses totaling €1,589 million were recognized. Of the total impairment charges, €1,376 million was recognized in relation to the rationalization of product portfolio plans, primarily for Europe in the A-segment as well as for Alfa Romeo resulted in the recognition of asset impairment charges for certain platforms, composed of €563 million of Property, plant and equipment recognized within *Cost of revenues* and €813 million of previously capitalized development costs recognized within *Research and development costs* and excluded from Adjusted EBIT. Of these charges, €435 million relates to the EMEA segment, €148 million relates to the Maserati segment and the remaining €793 million is not allocated to a specific region as the platform assets that have been impaired are used to produce Alfa Romeo vehicles sold in several of our regions.

During the year ended December 31, 2018, impairment losses totaling €297 million were recognized. The most significant component of this impairment loss was in EMEA, primarily resulting from changes in product plans in connection with the 2018-2022 business plan. It was determined that the carrying amount of the CGUs exceeded their value in use and accordingly, an impairment charge of €262 million was recognized in EMEA, €16 million in North America, €11 million in APAC and €8 million in LATAM.

During the year ended December 31, 2017, impairment losses totaling €219 million were recognized. The most significant components of this impairment loss were in EMEA, related to changes in the global product portfolio, and in LATAM, related to product portfolio changes. It was determined that the carrying amount of the CGUs exceeded their value in use and accordingly, an impairment charge of €142 million was recognized in EMEA and €56 million in LATAM. In addition, during the second quarter of 2017, due to the continued deterioration of the economic conditions in Venezuela, certain of FCA Venezuela's assets were impaired to their fair value using a market approach, resulting in an impairment loss of €21 million.

Recoverability of Goodwill and Intangible assets with indefinite useful lives

In accordance with IAS 36 - *Impairment of Assets*, goodwill and intangible assets with indefinite useful lives are not amortized and are tested for impairment annually or more frequently if facts or circumstances indicate that the asset may be impaired. Goodwill and intangible assets with indefinite useful lives are allocated to operating segments or to CGUs within the operating segments. The impairment test is performed by comparing the carrying amount (which mainly comprises property, plant and equipment, goodwill, brands and capitalized development expenditures) and the recoverable amount of each CGU or group of CGUs to which Goodwill has been allocated. The recoverable amount of a CGU is the higher of its fair value less costs of disposal and its value in use. The balance of Goodwill and intangible assets with indefinite useful lives recognized by the Group primarily relates to the acquisition of FCA US. Goodwill from the acquisition of FCA US has been allocated to the North America, EMEA, APAC and LATAM operating segments.

Due to the identification of indicators of impairment primarily as a result of rationalization of product portfolio plans, mainly for Europe in the A-segment as well for Alfa Romeo, the goodwill allocated to the EMEA operating segment was tested for impairment at September 30, 2019. Information regarding the allocation of Goodwill between FCA's reportable segments is provided in Note 9, *Goodwill and intangible assets with indefinite useful lives*.

The assumptions used in the goodwill impairment test for EMEA as of September 30, 2019, represent management's best estimate for the period under consideration.

- The estimate of the recoverable amount for purposes of performing the EMEA goodwill impairment test was determined using value in use at September 30, 2019 and was based on the following assumptions:
 - The expected future cash flows covering the period from 2019 through 2022. These expected cash flows reflect the current expectations regarding economic conditions and market trends as well as the EMEA specific initiatives for the period 2019 to 2022. These cash flows relate to the EMEA operating segment in its current condition when preparing the financial statements and exclude the estimated cash flows that might arise from future restructuring plans or other structural changes. Key assumptions used in estimating the future cash flows are those related to volumes, sales mix, profit margins, expected conditions regarding market trends and segment, brand and model market share for the respective operating segment over the period considered.
 - The expected future cash flows include a normalized terminal period to estimate the future result beyond the time period explicitly considered which incorporates a long-term growth rate assumption of 2 percent. The long-term EBIT margins have been set considering the margins incorporated into the business plan, and considering peer profitability commonly achieved in the region in the long-term.
 - Pre-tax cash flows have been discounted using a pre-tax discount rate which reflects the current market assessment of the time value of money for the period being considered, and the risks related to those cash flows of the Group. The pre-tax Weighted Average Cost of Capital ("WACC") applied for the EMEA operating segment was 10.8 percent.

The value estimated as described above was determined to be in excess of the carrying amount of the EMEA operating segment. As such, no impairment charge was recognized for the goodwill allocated to the EMEA operating segment for the year ended December 31, 2019.

The goodwill and intangible assets with indefinite useful lives allocated to the other operating segments (North America, LATAM and APAC) were tested for impairment on October 1, 2019, which is the date the Group annually tests goodwill for impairment.

The assumptions used in the impairment test for the regions tested represent management's best estimate for the period under consideration. The estimate of the recoverable amount for purposes of performing the annual impairment test for each of the operating segments was determined using value in use for the year ended December 31, 2019 (fair value less costs of disposal for the year ended December 31, 2018) and was based on the following assumptions:

- The expected future cash flows covering the period from 2019 through 2022. These expected cash flows reflect the current expectations regarding economic conditions and market trends as well as the Group's initiatives for the period 2019 to 2022. These cash flows relate to the respective CGUs in their current condition when preparing the financial statements and exclude the estimated cash flows that might arise from restructuring plans or other structural changes. Volumes and sales mix used for estimating the future cash flow are based on assumptions that are considered reasonable and sustainable and represent the best estimate of expected conditions regarding market trends and segment, brand and model share for the respective operating segment over the period considered. With regards to:
 - The APAC operating segment, for the year ended December 31, 2018, expected future cash flows were sensitive to certain assumptions, primarily the expected margins for the terminal period, such that a reduction of 0.7 percent at December 31, 2018 in the margin for the terminal period would have reduced the fair value down to its carrying amount. While the assumptions used were considered reasonable and achievable and represented the best estimate of expected conditions in the operating segment, management has been and continues to be actively implementing measures to improve operating results by addressing commercial performance and cost structure to allow the achievement of the expected margins and cash flow in APAC. During 2019, the APAC region has become less sensitive to changes in the terminal period EBIT Margin as a result of ongoing actions FCA is taking to improve the competitiveness of its business in China. However, the recoverability of the assets within the APAC region are dependent upon achieving profitable results, which have not been achieved in recent periods.
 - The LATAM operating segment, for the year ended December 31, 2019, expected future cash flows have become sensitive to the expected margins for the terminal period taking into consideration the expectations for the region as well as the economic uncertainties in Argentina, such that a reduction of 90 basis points in the margin for the terminal period would reduce the recoverable value down to its carrying amount. The expected future cash flows include the extension of certain tax benefits through 2025 and other government grants, which were signed into law in Brazil during the fourth quarter of 2018.
- The expected future cash flows include a normalized terminal period to estimate the future result beyond the time period explicitly considered which incorporates a long-term growth rate assumption of 2 percent. The long-term EBIT margins have been set considering historical margins, the margins incorporated into the five-years plan, and other market data, as adjusted for the stage in the economic cycle of the regions and any specific circumstances (for example, in LATAM, the long-term EBIT margin has been adjusted to assume no extension of the Brazilian tax benefits beyond 2025).
- For the year ended December 31, 2019, pre-tax cash flows have been discounted using a pre-tax discount rate which reflects the current market assessment of the time value of money for the period being considered and the risks specific to the operating segment and cash flows under consideration. The pre-tax WACC ranged from approximately 9.8 percent to approximately 15.4 percent. The pre-tax WACC was calculated using the Capital Asset Pricing Model technique.

The values estimated as described above were determined to be in excess of the carrying amount for each operating segment to which Goodwill has been allocated. As such, no impairment charges were recognized for Goodwill and Intangible assets with indefinite useful lives for the year ended December 31, 2019.

There were no impairment charges resulting from the impairment tests performed for the years ended December 31, 2018 and 2017.

Recoverability of deferred tax assets

Deferred tax assets are recognized to the extent that it is probable that sufficient taxable profit will be available to allow the benefit of part or all of the deferred tax assets to be utilized. The recoverability of deferred tax assets is dependent on the Group's ability to generate sufficient future taxable income in the period in which it is assumed that the deductible temporary differences reverse and tax losses carried forward can be utilized. In making this assessment, the Group considers future taxable income arising based on the most recent business plan. Moreover, the Group estimates the impact of the reversal of taxable temporary differences on earnings and it also considers the period over which these deferred tax assets could be recovered. The estimates and assumptions used in the assessment are subject to uncertainty especially as it relates to the Group's future performance as compared to the business plan, particularly in LATAM and EMEA. Therefore, changes in current estimates due to unanticipated events could have a significant impact on our Consolidated Financial Statements. Refer to Note 7, *Tax expense* for additional detail.

Sales incentives

The Group records the estimated cost of sales incentive programs offered to dealers and consumers as a reduction to revenue at the time of sale to the dealer. This estimated cost represents the incentive programs offered to dealers and consumers, as well as the expected modifications to these programs in order to facilitate sales of the dealer inventory. Subsequent adjustments to sales incentive programs related to vehicles previously sold to dealers are recognized as an adjustment to Net revenues in the period the adjustment is determinable.

The Group uses price discounts to adjust vehicle pricing in response to a number of market and product factors, including pricing actions and incentives offered by competitors, economic conditions, the amount of excess industry production capacity, the intensity of market competition, consumer demand for the product and the desire to support promotional campaigns. The Group may offer a variety of sales incentive programs at any given point in time, including cash offers to dealers and consumers and subvention programs offered to customers, or lease subsidies, which reduce the retail customer's monthly lease payment or cash due at the inception of the financing arrangement, or both. Sales incentive programs are generally brand, model and region specific for a defined period of time.

Multiple factors are used in estimating the future incentive expense by vehicle line, including the current incentive programs in the market, planned promotional programs and the normal incentive escalation incurred as the model year ages. The estimated incentive rates are reviewed monthly and changes to planned rates are adjusted accordingly, thereby impacting revenues. As there are a multitude of inputs affecting the calculation of the estimate for sales incentives, an increase or decrease of any of these variables could have a significant effect on Net revenues.

Product warranties, recall campaigns and product liabilities

The Group establishes reserves for product warranties at the time the related sale is recognized. The Group issues various types of product warranties under which the performance of products delivered is generally guaranteed for a certain period or term. The accrual for product warranties includes the expected costs of warranty obligations imposed by law or contract, as well as the expected costs for policy coverage, recall actions and buyback commitments. The estimated future costs of these actions are principally based on assumptions regarding the lifetime warranty costs of each vehicle line and each model year of that vehicle line, as well as historical claims experience for the Group's vehicles. In addition, the number and magnitude of additional service actions expected to be approved and policies related to additional service actions are taken into consideration. Due to the uncertainty and potential volatility of these estimated factors, changes in the assumptions used could materially affect the results of operations.

The Group periodically initiates voluntary service and recall actions to address various customer satisfaction as well as safety and emissions issues related to vehicles sold. Included in the reserve is the estimated cost of these service and recall actions. In North America, we accrue estimated costs for recalls at the time of sale, which are based on historical claims experience as well as an additional actuarial analysis that gives greater weight to the more recent calendar year trends in recall campaign activity. In other regions and sectors, however, there generally is not sufficient historical data to support the application of an actuarial-based estimation technique. As a result, estimated recall costs for the other regions and sectors are accrued at the time when they are probable and reasonably estimable, which typically occurs once a specific recall campaign is approved and is announced.

Estimates of the future costs of these actions are subject to numerous uncertainties, including the enactment of new laws and regulations, the number of vehicles affected by a service or recall action and the nature of the corrective action. It is reasonably possible that the ultimate cost of these service and recall actions may require the Group to make expenditures in excess of (or less than) established reserves over an extended period of time and in a range of amounts that cannot be reasonably estimated. The estimate of warranty and additional service and recall action obligations is periodically reviewed during the year. Experience has shown that initial data for any given model year can be volatile; therefore, our process relies upon long-term historical averages until sufficient data is available. As actual experience becomes available, it is used to modify the historical averages to ensure that the forecast is within the range of likely outcomes. Resulting accruals are then compared with current spending rates to ensure that the balances are adequate to meet expected future obligations.

In addition, the Group makes provisions for estimated product liability costs arising from property damage and personal injuries including wrongful death, and potential exemplary or punitive damages alleged to be the result of product defects. By nature, these costs can be infrequent, difficult to predict and have the potential to vary significantly in amount. The valuation of the reserve is actuarially determined on an annual basis based on, among other factors, the number of vehicles sold and product liability claims incurred. Costs associated with these provisions are recorded in the Consolidated Income Statement and any subsequent adjustments are recorded in the period in which the adjustment is determined.

Litigation

Various legal proceedings, claims and governmental investigations are pending against the Group on a wide range of topics, including vehicle safety, emissions and fuel economy, competition, tax and securities matters, alleged violations of law, labor, dealer, supplier and other contractual relationships, intellectual property rights, product warranties and environmental matters. Some of these proceedings allege defects in specific component parts or systems (including airbags, seats, seat belts, brakes, ball joints, transmissions, engines and fuel systems), in various vehicle models or allege general design defects relating to vehicle handling and stability, sudden unintended movement or crashworthiness. These proceedings seek recovery for damage to property, personal injuries or wrongful death and in some cases include a claim for exemplary or punitive damages. Adverse decisions in one or more of these proceedings could require the Group to pay substantial damages, or undertake service actions, recall campaigns or other costly actions.

Litigation is subject to many uncertainties, and the outcome of individual matters is not predictable with assurance. Moreover, the cases and claims against the Group are often derived from complex legal issues that are subject to differing degrees of uncertainty, including the facts and circumstances of each particular case, the manner in which the applicable law is likely to be interpreted and applied and the jurisdiction and the different laws involved. A provision is established in connection with pending or threatened litigation if it is probable there will be an outflow of funds and when the amount can be reasonably estimated. If an outflow of funds becomes probable, but the amount cannot be estimated, the matter is disclosed in the notes to the Consolidated Financial Statements. Since these provisions represent estimates, the resolution of some of these matters could require the Group to make payments in excess of the amounts accrued or may require the Group to make payments in an amount or range of amounts that could not be reasonably estimated.

The Group monitors the status of pending legal proceedings and consults with experts on legal and tax matters on a regular basis. As such, the provisions for the Group's legal proceedings and litigation may vary as a result of future developments in pending matters.

New standards and amendments effective January 1, 2019

IFRS 16 - Leases

The cumulative effect of the changes made to our Consolidated Statement of Financial Position as of January 1, 2019 for the adoption of IFRS 16 is as follows:

(€ million)	At December 31, 2018 (as previously reported) ⁽¹⁾	IFRS 16 Adoption Effect	At January 1, 2019 (as adjusted)
Assets			
Non-current assets			
Property, plant and equipment	€ 26,307	€ 1,069	€ 27,376
Prepaid expenses and other assets	266	(3)	263
<i>Non-current assets not impacted by IFRS 16 adoption</i>	<i>32,008</i>	<i>—</i>	<i>32,008</i>
Total Non-current assets	58,581	1,066	59,647
Current assets			
Prepaid expenses and other assets	418	(2)	416
Assets held for sale	4,801	261	5,062
<i>Current assets not impacted by IFRS 16 adoption</i>	<i>33,073</i>	<i>—</i>	<i>33,073</i>
Total Current assets	38,292	259	38,551
Total Assets	€ 96,873	€ 1,325	€ 98,198
Equity			
Total Equity	€ 24,903	€ —	€ 24,903
Liabilities			
Non-current liabilities			
Long-term debt ⁽¹⁾	8,667	903	9,570
Other liabilities	2,452	(3)	2,449
<i>Non-current liabilities not impacted by IFRS 16 adoption</i>	<i>14,377</i>	<i>—</i>	<i>14,377</i>
Total Non-current liabilities	25,496	900	26,396
Current liabilities			
Short-term debt and current portion of long-term debt ⁽²⁾	5,861	166	6,027
Other liabilities	7,057	(2)	7,055
Liabilities held for sale	2,931	261	3,192
<i>Current liabilities not impacted by IFRS 16 adoption</i>	<i>30,625</i>	<i>—</i>	<i>30,625</i>
Total Current liabilities	46,474	425	46,899
Total Equity and liabilities	€ 96,873	€ 1,325	€ 98,198

(1) Refer to Change in accounting policy - IFRIC 23 below for detail on the reclassification of the 2018 comparative.

(2) Amounts at December 31, 2018, include €261 million of finance lease liabilities previously recognized in accordance with IAS 17. Refer to Note 21, Debt.

As a result of the adoption of IFRS 16, the Group will recognize deferred tax assets and liabilities arising on lease liabilities and right-of-use assets, respectively, which largely offset. The net impact to deferred tax assets on adoption as at January 1, 2019 was nil. The net deferred tax impact for the year ended December 31, 2019 is immaterial.

IFRS 16 requires lessees to recognize assets and liabilities under an on-balance sheet model that is similar to finance lease accounting under IAS 17. IFRS 16 is effective from January 1, 2019 (the date of adoption). The Group adopted IFRS 16 using the modified retrospective approach, with the cumulative effect of initially applying the standard recognized as an adjustment to the Group's opening equity balance on January 1, 2019, which was nil. The comparative period has not been restated and continues to be reported under the accounting standards in effect for periods prior to January 1, 2019.

Transition

The following practical expedients have been made upon transition to IFRS 16:

- Contracts that were previously identified as leases by applying IAS 17 and IFRIC 4, *Determining whether an Arrangement contains a Lease*, have not been re-assessed under IFRS 16.

- For leases with a remaining lease term less than 12 months from the date of adoption, or leases of low-value assets, we have not recognized right-of-use assets and lease liabilities.
- A single discount rate was applied to portfolios of leases with similar characteristics at the date of adoption. Lease liabilities were discounted at their respective incremental borrowing rates as at January 1, 2019 and the weighted average of the discount rates used was 5.7 percent.
- In measuring the right-of-use assets at the date of adoption, the initial direct costs were excluded.

For leases classified as finance leases under IAS 17, the carrying amounts of the right-of-use assets and lease liabilities at January 1, 2019 were determined as the carrying amounts of the lease assets and lease liabilities under IAS 17 immediately before that date.

As IFRS 16 substantially carries forward the lessor accounting requirements in IAS 17, where FCA is a lessor, we continue to classify our leases as operating leases or finance leases and account for them accordingly.

The following reconciliation to the opening balance for the lease liabilities as at January 1, 2019 is based upon the operating lease obligations as at December 31, 2018 (excluding discontinued operations):

	(€ million)	
Future lease obligations as at December 31, 2018⁽¹⁾	€	1,642
Recognition exemption for:		
Short-term leases		(102)
Leases of low-value assets		(27)
Gross lease liabilities at January 1, 2019		1,513
Effect of discounting using the incremental borrowing rate at January 1, 2019		(444)
Present value of lease liabilities at January 1, 2019		1,069
Present value of finance lease liabilities under IAS 17 at December 31, 2018		261
Lease liabilities as a result of the initial application of IFRS 16 as at January 1, 2019	€	1,330

(1) Includes future minimum lease payments under non-cancellable lease contracts of €1,027 million and extension and termination options reasonably certain to be exercised of €615 million.

Leases (policy applicable from January 1, 2019)

As a Lessee

At the inception of a contract, the Group assesses whether the contract is, or contains, a lease. A contract is, or contains a lease if the contract conveys the right to control the use of an identified asset for a period of time in exchange for consideration.

This policy is applied to contracts entered into, or modified, on or after January 1, 2019.

At inception or on reassessment of a contract that contains a lease component, the Group allocates the consideration in the contract to each lease component on the basis of their relative stand-alone prices. Except for real estate properties, the Group has elected not to separate non-lease components and will account for the lease and non-lease components as a single lease component.

Right-of-use asset

The Group recognizes a right-of-use asset and a lease liability at the lease commencement date. The right-of-use asset is initially measured at cost, which comprises the initial amount of the lease liability adjusted for any lease payments made at or before the commencement date, plus any initial direct costs incurred and an estimate of costs to dismantle and remove the underlying asset or restore the underlying asset or the site on which it is located, less any lease incentives received.

The right-of-use asset is subsequently depreciated using the straight-line method from the commencement date to the earlier of the end of the useful life of the right-of-use asset or the end of the lease term. The estimated useful life of the right-to-use asset is determined based on the nature of the asset, taking into consideration the lease term. In addition, the right-of-use asset is periodically reduced by impairment losses, if any, and adjusted for certain corresponding remeasurements of the lease liability.

Lease liability

The lease liability is initially measured at the present value of the lease payments that have not been paid at the commencement date, discounted using the interest rate implicit in the lease or, if that rate cannot be readily determined, the Group's incremental borrowing rate. The incremental borrowing rate is determined considering macro-economic factors such as the risk free rate based on the relevant currency and term, as well as FCA specific factors contributing to FCA's credit spread, including the impact of security. The Group primarily uses the incremental borrowing rate as the discount rate for its lease liabilities.

Lease payments used to measure the lease liability include the following, if appropriate:

- fixed payments, including in-substance fixed payments;
- variable lease payments that depend on an index or a rate, initially measured using the index or rate applicable as at the commencement date;
- amounts expected to be payable under a residual value guarantee;
- if reasonably certain to exercise, the exercise price under a purchase option, or lease payments in an optional renewal period; and
- penalties for early termination of a lease unless the Group is reasonably certain not to terminate early.

The lease liability is subsequently measured at amortized cost using the effective interest method. It is remeasured when there is a change in future lease payments arising from a change in an index or rate, if there is a change in the Group's estimate of the amount expected to be payable under a residual value guarantee, or if the Group changes its assessment of whether it will exercise a purchase, extension or termination option. When the lease liability is remeasured in this way, a corresponding adjustment is made to the carrying amount of the right-of-use asset, or is recorded in profit or loss if the carrying amount of the right-of-use asset has been reduced to zero.

The Group presents right-of-use assets that do not meet the definition of investment property in *Property, plant and equipment* and lease liabilities in *Long-term debt* and *Short-term debt and current portion of long-term debt* in the Consolidated Statement of Financial Position.

The Group has elected to not recognize right-of-use assets and lease liabilities for short-term leases and low-value leases for all classes of leased assets. The Group recognizes the lease payments associated with these leases as an expense on a straight-line basis over the lease term.

As a Lessor

When the Group acts as a lessor, it determines at lease inception whether each lease is a finance lease or an operating lease.

To classify each lease, the Group makes an overall assessment of whether the lease transfers substantially all the risks and rewards incidental to ownership of the underlying asset. If the risks and rewards are substantially transferred, then the lease is a finance lease; if not, then it is an operating lease. As part of this assessment, the Group considers certain indicators such as whether the lease is for the major part of the economic life of the asset.

Effect of IFRS 16

Refer to Note 8, *Other information by nature*, Note 11, *Property, plant and equipment*, Note 21, *Debt* and Note 29, *Explanatory notes to the Consolidated Statement of Cash Flows* for additional detail on amounts recognized in accordance with IFRS 16.

Refer to Note 3, *Scope of consolidation* for detail on amounts relating to discontinued operations.

Other new standards and amendments

The following amendments and interpretations, which were effective from January 1, 2019, were adopted by the Group. The adoption of these amendments did not have a material impact on the Consolidated Financial Statements.

- In June 2017, the IASB issued IFRIC Interpretation 23 - *Uncertainty over Income Tax Treatment*, (the “Interpretation”), which clarifies application of recognition and measurement requirements in IAS 12 - *Income Taxes* when there is uncertainty over income tax treatments. The Interpretation specifically addresses the following: (i) whether an entity considers uncertain tax treatments separately, (ii) the assumptions an entity makes about the examination of tax treatments by taxation authorities, (iii) how an entity determines taxable profit (tax loss), tax bases, unused tax losses, unused tax credits and tax rates and (iv) how an entity considers changes in facts and circumstances. The Interpretation does not add any new disclosure requirements, however it highlights the existing requirements in IAS 1 - *Presentation of Financial Statements*, related to disclosure of judgments, information about the assumptions made and other estimates and disclosures of tax-related contingencies within IAS 12 - *Income Taxes*. The Group applied IFRIC 23 from January 1, 2019 under the retrospective approach with no impact to equity on the date of initial application.

In September 2019, the IFRIC finalized its agenda decision regarding the presentation of liabilities or assets related to uncertain tax treatments which have been recognized through applying IFRIC 23. The agenda decision concluded that uncertain tax liabilities should be presented as current tax liabilities, or deferred tax liabilities, and uncertain tax assets as current tax assets, or deferred tax assets. Refer to *Change in accounting policy - IFRIC 23* below.

- In October 2017, the IASB issued *Prepayment Features with Negative Compensation (Amendments to IFRS 9)*, allowing companies to measure particular prepayable financial assets with so-called negative compensation at amortized cost or at fair value through other comprehensive income if a specified condition is met, instead of at fair value through profit or loss.
- In October 2017, the IASB issued *Long-term interests in associates and joint ventures (Amendments to IAS 28)*, which clarifies that companies account for long-term interests in an associate or joint venture, to which the equity method is not applied, using IFRS 9.
- In December 2017, the IASB issued *Annual Improvements to IFRSs 2015-2017*, a series of amendments to IFRSs in response to issues raised mainly on IFRS 3 - *Business Combinations*, which clarifies that a company remeasure its previously held interest in a joint operation when it obtains control of the business, on IFRS 11 - *Joint Arrangements*, a company does not remeasure its previously held interest in a joint operation when it obtains joint control of the business, on IAS 12 - *Income Taxes*, which clarifies that all income tax consequences of dividends (i.e. distribution of profits) should be recognized in profit or loss, regardless of how the tax arises, and on IAS 23 - *Borrowing Costs*, which clarifies that a company treats as part of general borrowing any borrowing originally made to develop an asset when the asset is ready for its intended use or sale.
- In February 2018, the IASB issued *Plan Amendment, Curtailment or Settlement (Amendments to IAS 19)* which specifies how companies determine pension expenses when changes to a defined benefit pension plan occur. IAS 19 - *Employee Benefits* specifies how a company accounts for a defined benefit plan. When a change to a plan—an amendment, curtailment or settlement—takes place, IAS 19 requires a company to remeasure its net defined benefit liability or asset. The amendments require a company to use the updated assumptions from this remeasurement to determine current service cost and net interest for the remainder of the reporting period after the change to the plan. The amendments are effective for plan amendments, curtailments or settlements occurring on or after the beginning of the first annual reporting period that begins on or after January 1, 2019.

New standards and amendments not yet effective

The following new standards and amendments were issued by the IASB. We will comply with the relevant guidance no later than their respective effective dates:

- In May 2017, the IASB issued IFRS 17 - *Insurance Contracts* (“IFRS 17”), which replaces IFRS 4 - *Insurance Contracts*. IFRS 17 requires all insurance contracts to be accounted for in a consistent manner and insurance obligations to be accounted for using current values, instead of historical cost. The new standard requires current measurement of the future cash flows and the recognition of profit over the period that services are provided under the contract. IFRS 17 also requires entities to present insurance service results (including presentation of insurance revenue) separately from insurance finance income or expenses, and requires an entity to make an accounting policy choice of whether to recognize all insurance finance income or expenses in profit or loss or to recognize some of those income or expenses in other comprehensive income. The standard is effective for annual periods beginning on or after January 1, 2021 with earlier adoption permitted. We do not expect a material impact to our Consolidated Financial Statements or disclosures upon adoption of the amendments.
- In October 2018, the IASB issued amendments to IFRS 3 - *Business Combinations* which change the definition of a business to enable entities to determine whether an acquisition is a business combination or an asset acquisition. The amendments are effective for annual periods beginning on or after January 1, 2020 with earlier adoption permitted. We do not expect a material impact to our Consolidated Financial Statements or disclosures upon adoption of the amendments.
- In October 2018, the IASB issued amendments to its definition of material in IAS 1, *Presentation of Financial Statements* and IAS 8, *Accounting Policies, Changes in Accounting Estimates* clarifying the definition of materiality to aid in application. The amendments are effective for annual periods beginning on or after January 1, 2020 with earlier adoption permitted. We do not expect a material impact to our Consolidated Financial Statements or disclosures upon adoption of the amendments.
- In September 2019, the IASB issued *Interest Rate Benchmark Reform (Amendments to IFRS 9, IAS 39 and IFRS 7)*, which modifies some specific hedge accounting requirements to provide relief from the potential effects of uncertainty caused by IBOR reform. In addition, the amendments require companies to provide additional information to investors about hedging relationships directly affected by these uncertainties. The amendment is effective for annual periods beginning on or after January 1, 2020, with earlier adoption permitted. We do not expect a material impact to our Consolidated Financial Statements or disclosures upon adoption of the amendments.
- In January 2020, the IASB issued *Classification of Liabilities as Current or Non-current (Amendments to IAS 1)*, which affects the requirements in IAS 1 for the presentation of liabilities, including clarifying one of the criteria for classifying a liability as non-current. The amendments are effective for annual reporting periods beginning on or after January 1, 2022, with earlier adoption permitted. We are currently evaluating the impact of adoption on our Consolidated Financial Statements.

Change in accounting policy - IFRIC 23

As a result of the implementation of IFRIC 23 and the agenda decision issued by the IFRIC in September 2019, the Group has changed its accounting policy in respect of the classification of uncertain tax positions, to present uncertain tax liabilities as current tax liabilities and uncertain tax assets as current tax assets. In accordance with IAS 8, *Accounting Policies, Changes in Accounting Estimates and Errors*, the Group has retrospectively reclassified its comparatives for 2018 and 2017, reclassifying amounts previously recorded within *Provisions* to *Tax liabilities* (previously reported as *Tax payables*). There was no impact on the Consolidated Income Statements for the years ended December 31, 2018 or 2017 as a result of this change.

CONSOLIDATED STATEMENT OF FINANCIAL POSITION

	At December 31, 2018 (as previously reported)	Adjustment (€ million)	At December 31, 2018 (as reclassified)
Provisions	€ 5,561	€ (148)	€ 5,413
Tax liabilities	1	148	149
<i>Non-current liabilities not impacted by reclassification</i>	<i>19,934</i>	<i>—</i>	<i>19,934</i>
Total Non-current liabilities	€ 25,496	€ —	€ 25,496
Provisions	€ 10,483	€ (89)	€ 10,394
Tax liabilities	114	89	203
<i>Current liabilities not impacted by reclassification</i>	<i>35,877</i>	<i>—</i>	<i>35,877</i>
Total Current liabilities	€ 46,474	€ —	€ 46,474
	At December 31, 2017 (as previously reported) ⁽¹⁾	Adjustment ⁽²⁾ (€ million)	At December 31, 2017 (as reclassified)
Provisions	€ 5,770	€ (240)	€ 5,530
Tax liabilities	74	240	314
<i>Non-current liabilities not impacted by reclassification</i>	<i>22,199</i>	<i>—</i>	<i>22,199</i>
Total Non-current liabilities	€ 28,043	€ —	€ 28,043
Provisions	€ 9,009	€ (39)	€ 8,970
Tax liabilities	309	39	348
<i>Current liabilities not impacted by reclassification</i>	<i>37,951</i>	<i>—</i>	<i>37,951</i>
Total Current liabilities	€ 47,269	€ —	€ 47,269
	At January 1, 2017 (as previously reported) ⁽¹⁾	Adjustment ⁽²⁾ (€ million)	At January 1, 2017 (as reclassified)
Provisions	€ 6,520	€ (194)	€ 6,326
Tax liabilities	25	194	219
<i>Non-current liabilities not impacted by reclassification</i>	<i>28,976</i>	<i>—</i>	<i>28,976</i>
Total Non-current liabilities	€ 35,521	€ —	€ 35,521
Provisions	€ 9,317	€ (18)	€ 9,299
Tax liabilities	162	18	180
<i>Current liabilities not impacted by reclassification</i>	<i>39,990</i>	<i>—</i>	<i>39,990</i>
Total Current liabilities	€ 49,469	€ —	€ 49,469

(1) All amounts include Magneti Marelli.

(2) Total adjustments related to Magneti Marelli amounted to €52 million at December 31, 2017 and €43 million at January 1, 2017.

CONSOLIDATED STATEMENT OF CASH FLOWS

	For the year ended December 31, 2018 (as previously reported)	Adjustment (€ million)	For the year ended December 31, 2018 (as reclassified)
Change in provisions	€ 913	€ (71)	€ 842
Change in other liabilities, payables and receivables ⁽¹⁾	(1,284)	71	(1,213)
Cash flows from operating activities - discontinued operations	484	—	484
<i>Cash flows from operating activities - continuing operations not impacted by reclassification</i>	9,835	—	9,835
Total Cash flows from operating activities	€ 9,948	€ —	€ 9,948
	For the year ended December 31, 2017 (as previously reported)	Adjustment (€ million)	For the year ended December 31, 2017 (as reclassified)
Change in provisions	€ 545	€ (81)	€ 464
Change in other liabilities, payables and receivables ⁽¹⁾	277	81	358
Cash flows from operating activities - discontinued operations	705	—	705
<i>Cash flows from operating activities - continuing operations not impacted by reclassification</i>	8,858	—	8,858
Total Cash flows from operating activities	€ 10,385	€ —	€ 10,385

(1) Previously reported as Change in other payables and receivables

3. Scope of consolidation

The following table sets forth a list of the principal subsidiaries of FCA, which are grouped by our reportable segments, as well as our holding and other companies:

Name	Country	Percentage Interest Held
North America		
FCA US LLC	USA (Delaware)	100.00
FCA Canada Inc.	Canada	100.00
FCA Mexico, S.A. de C.V.	Mexico	100.00
LATAM		
FCA Fiat Chrysler Automoveis Brasil LTDA	Brazil	100.00
FCA Automobiles Argentina S.A.	Argentina	100.00
Banco Fidis S.A.	Brazil	100.00
APAC		
Chrysler Group (China) Sales Limited	People's Republic of China	100.00
FCA Japan Ltd.	Japan	100.00
FCA Australia Pty Ltd.	Australia	100.00
FCA Automotive Finance Co. Ltd.	People's Republic of China	100.00
Alfa Romeo (Shanghai) Automobiles Sales Co. Ltd.	People's Republic of China	100.00
EMEA		
FCA Italy S.p.A.	Italy	100.00
FCA Poland Spółka Akcyjna	Poland	100.00
FCA Powertrain Poland Sp. z o.o.	Poland	100.00
FCA Serbia d.o.o. Kragujevac	Serbia	66.67
FCA Germany AG	Germany	100.00
FCA France S.A.S.	France	100.00
Fiat Chrysler Automobiles UK Ltd.	United Kingdom	100.00
Fiat Chrysler Automobiles Spain S.A.	Spain	100.00
Fidis S.p.A.	Italy	100.00
Maserati		
Maserati S.p.A.	Italy	100.00
Maserati (China) Cars Trading Co. Ltd.	People's Republic of China	100.00
Maserati North America Inc.	USA (Delaware)	100.00
Holding Companies and Other Companies		
FCA North America Holdings LLC	USA (Delaware)	100.00
Fiat Chrysler Finance S.p.A.	Italy	100.00
Fiat Chrysler Finance Europe SENC ⁽¹⁾	Luxembourg	100.00

(1) Previously named Fiat Chrysler Finance Europe S.A.

Magneti Marelli Discontinued Operations and Disposal

On April 5, 2018, the FCA Board of Directors announced that it had authorized FCA management to develop and implement a plan to separate the Magneti Marelli business from the Group and to distribute shares of a new holding company for Magneti Marelli to the shareholders of FCA.

At September 30, 2018, the separation within the next twelve months became highly probable and Magneti Marelli operations met the criteria to be classified as a disposal group held for sale. It also met the criteria to be classified as a discontinued operation pursuant to IFRS 5 - *Non-current Assets Held for Sale and Discontinued Operations*.

On October, 22, 2018, FCA announced that it has entered into a definitive agreement to sell its Magneti Marelli business to CK Holdings Co., Ltd. On May 2, 2019, FCA completed the sale of Magneti Marelli for consideration of €5,772 million (including €5,774 million cash consideration, contingent consideration receivable with a fair value of €70 million, contingent consideration payable by FCA of €16 million, costs relating to the transaction of €16 million and a preliminary purchase price adjustment of approximately €40 million) subject to customary final confirmation of purchase price adjustments by the buyer.

The following table shows the calculation of the gain on sale on the Magneti Marelli transaction:

	At May 2, 2019	
	(€ million)	
Intangible assets	€	788
Property, plant and equipment		2,146
Financial receivables		10
Cash and cash equivalents		426
Other assets		2,055
Debt		(782)
Trade and other payables		(1,942)
Other liabilities		(791)
Net assets sold	€	1,910
Consideration		5,772
Reclassification of amounts in OCI relating to Magneti Marelli ⁽¹⁾		(91)
Gain on sale attributable to FCA	€	3,771

(1) Excluding amounts related to remeasurement of defined benefit plans.

Refer to the Consolidated Statement of Cash flows for the year ended December 31, 2019, for the aggregate cash flows arising from the sale of Magneti Marelli, which consists of the cash consideration received net of the cash and cash equivalents transferred in the sale, as disclosed in the table above.

The presentation of the Magneti Marelli business is as follows:

- The operating results of Magneti Marelli have been excluded from the Group's continuing operations and are presented net of taxes as a single line item within the Consolidated Income Statement up to the completion of the sale transaction on May 2, 2019 and for the years ended December 31, 2018 and 2017. In order to present the financial effects of a discontinued operation, revenues and expenses arising from intercompany transactions were eliminated except for those revenues and expenses that are considered to continue after the disposal of the discontinued operation. However, no profit or loss is recognized for intercompany transactions within the Consolidated Income Statement.
- The assets and liabilities of Magneti Marelli have been classified as Assets held for sale and Liabilities held for sale within the Consolidated Statement of Financial Position at December 31, 2018.
- Cash flows arising from Magneti Marelli up to the completion of the sale transaction on May 2, 2019, have been presented separately as discontinued cash flows from operating, investing and financing activities within the Consolidated Statements of Cash Flows for the years ended December 31, 2019, 2018 and 2017. These cash flows represent those arising from transactions with third parties.
- In accordance with the IFRS 5, depreciation and amortization on the assets of Magneti Marelli ceased as at September 30, 2018. The impact of ceasing depreciation of the property, plant and equipment and amortization of the intangible assets of Magneti Marelli was €134 million for the period up to the completion of the sale transaction on May 2, 2019 (€96 million for the year ended December 31, 2018), net of tax of €27 million (€20 million for the year ended December 31, 2018).
- The operating results from discontinued operations includes €5 million of interest on lease liabilities for the year ended December 31, 2019.

- Total expenses recognized in the operating results from discontinued operations relating to short-term leases and low-value assets leases amounted to €6 million and €2 million, respectively, for the period up to the completion of the sale transaction on May 2, 2019.

The following table represents the assets and liabilities of the Magneti Marelli business which were classified as held for sale at December 31, 2018:

	At December 31, 2018 ⁽¹⁾		
	Total	Current	Non-current
	(€ million)		
Assets classified as held for sale			
Intangible assets	€ 717	€ —	€ 717
Property, plant and equipment	1,793	—	1,793
Deferred tax assets	127	—	127
Inventories	766	766	—
Trade and other receivables	545	492	53
Cash and cash equivalents	719	719	—
Other assets	129	27	102
Total Assets held for sale⁽²⁾	€ 4,796		
Liabilities classified as held for sale			
Debt	€ 177	€ 64	€ 113
Employee benefits liabilities	300	55	245
Provisions	210	100	110
Deferred tax liabilities	99	—	99
Trade and other payables	1,788	1,788	—
Other liabilities	357	305	52
Total Liabilities held for sale	€ 2,931		

(1) Amounts presented are not representative of the financial position of Magneti Marelli on a stand-alone basis; amounts are net of transactions between Magneti Marelli and other companies of the Group.

(2) Assets held for sale as presented on the face of the Consolidated Statement of Financial Position at December 31, 2018, includes €5 million not related to the Magneti Marelli business.

The following table summarizes the operating results of Magneti Marelli up to the completion of the sale transaction on May 2, 2019, that were excluded from the Consolidated Income Statement for the years ended December 31, 2019, 2018 and 2017:

	Years ended December 31,		
	2019 ⁽¹⁾	2018 ⁽¹⁾	2017 ⁽¹⁾
	(€ million)		
Net revenues	€ 1,657	€ 4,998	€ 5,204
Expenses	1,447	4,493	4,798
Net financial expenses	5	85	124
Profit before taxes from discontinued operations	205	420	282
Tax expense	44	118	63
Profit after taxes from discontinued operations	161	302	219
Add: Gain on sale attributable to FCA	3,771	—	—
Less: Tax expense on gain on sale	2	—	—
Profit from discontinued operations, net of taxes	€ 3,930	€ 302	€ 219

(1) Amounts presented are not representative of the income statement of Magneti Marelli on a stand-alone basis; amounts are net of transactions between Magneti Marelli and other companies of the Group.

We have elected to present both the tax on the gain after the participation exemption of €55 million and the corresponding utilization of tax losses as a net nil impact within *Profit from discontinued operations, net of tax*.

Plastic Components and Automotive Modules Business Held for Sale

During the year ended December 31, 2019, certain entities within our plastic components and automotive modules business met the criteria to be presented as held for sale. On January 31, 2020, the Group entered into agreements for the sale of several of the groups of assets within our plastic components and automotive modules businesses for a total sale price of approximately €47.5 million.

Teksid Cast Iron Components Business Held for Sale

During December 2019, FCA announced that it had entered into an agreement with Tupy S.A. for the sale of FCA's global cast iron automotive components business, which is operated through FCA's subsidiary Teksid S.p.A.

The proposed sale includes Teksid's cast iron production facilities in Brazil, Mexico, Poland and Portugal, in addition to Teksid's interest in a joint venture in China and as a result the related assets of €325 million and liabilities of €212 million met the criteria to be presented as held for sale. The agreement values the business at €210 million enterprise value. Consideration, subject to customary purchase price adjustments, will be paid at closing expected in the second half of 2020. The proposed transaction is subject to customary closing conditions, including the receipt of antitrust approvals.

Teksid's aluminum business is not included in the transaction and will remain part of the Group.

Acquisition of the Assets of Vari-Form Inc.

During the year ended December 31, 2019, FCA N.V., through subsidiaries in Canada, Mexico and Italy, entered into asset purchase agreements for the assets of Vari-Form, a vehicle component manufacturer. The most significant element of these transactions was in Canada for an amount of U.S.\$62 million (€55 million), the majority of which was allocated to goodwill, recognized within the North America segment.

Itedi S.p.A Held for Sale

On June 27, 2017, the merger between FCA's consolidated media and publishing subsidiary, Italiana Editrice S.p.A ("Itedi"), in which FCA had a 77 percent ownership interest, and the Italian media group, GEDI Gruppo Editoriale S.p.A. ("GEDI"), previously known as Gruppo Editoriale L'Espresso S.p.A, was completed. The merger transaction transferred 100 percent of the shares of Itedi to GEDI in exchange for newly issued GEDI shares, resulting in CIR S.p.A., the controlling shareholder of GEDI, holding a 43.4 percent ownership interest in GEDI, FCA holding 14.63 percent and Ital Press holding 4.37 percent.

FCA distributed its entire interest in GEDI to holders of FCA common shares on July 2, 2017 in the ratio of 0.0484 GEDI ordinary shares for each FCA common share. As a result, the Group recorded a gain of €49 million within Gains on disposal in the Consolidated Income Statement for the year ended December 31, 2017.

Deconsolidation of FCA Venezuela

Throughout 2017, macroeconomic conditions in Venezuela continued to deteriorate. In the second quarter of 2017, asset impairment charges of €21 million relating to certain real estate assets in Venezuela were recognized, recorded within Selling, general and other costs. In December 2017, due to the restrictive monetary policy in Venezuela coupled with the inability to pay dividends and U.S. Dollar obligations, as well as the deteriorating economic conditions, which constrained the ability to maintain normal production in Venezuela, we concluded we were no longer able to exert control over our Venezuelan operations in order to affect our returns. As such, in accordance with IFRS 10 - *Consolidated Financial Statements*, as of December 31, 2017, we deconsolidated our subsidiary FCA Venezuela LLC ("FCA Venezuela"), resulting in a pre-tax, non-cash charge of €42 million recorded within Selling, general and other costs in the Consolidated Income Statement for the year ended December 31, 2017. Upon deconsolidation, FCA's investment in FCA Venezuela was recognized at fair value, which was nil at December 31, 2017 and has been accounted for at cost in subsequent periods.

The following significant transactions with non-controlling interests occurred:

2019

- There were no significant transactions with non-controlling interests.

2018

- There were no significant transactions with non-controlling interests.

2017

- Disposal of the 16.0 percent of the Group's interest in FMM Pernambuco to the minority interest in January 2017, and subsequent loss of control during the third quarter of 2017, resulting in a gain on disposal of €19 million.

4. Net revenues

Net revenues were as follows:

	Years ended December 31,		
	2019	2018	2017
	(€ million)		
Revenues from:			
Sales of goods	€ 103,019	€ 104,990	€ 102,029
Services provided	3,961	3,871	2,182
Contract revenues	672	958	935
Lease installments from assets sold with a buy-back commitment	362	394	421
Interest income of financial services activities	173	199	163
Total Net revenues	€ 108,187	€ 110,412	€ 105,730

Net revenues by geographical area were as follows:

	Years ended December 31,		
	2019	2018	2017
	(€ million)		
Net revenues in:			
North America ⁽¹⁾	€ 73,848	€ 73,405	€ 67,500
Brazil	7,423	6,452	5,982
Italy	7,259	8,815	8,407
France	3,021	3,204	3,121
Germany	2,519	2,755	2,804
China	1,753	1,974	3,562
Spain	1,200	1,397	1,306
United Kingdom	995	1,136	1,267
Argentina	861	1,384	1,791
Japan	839	718	735
Turkey	739	896	1,244
Australia	320	418	496
Other countries	7,410	7,858	7,515
Total Net revenues	€ 108,187	€ 110,412	€ 105,730

(1) Refers to the geographical area and not our North America reporting segment.

Net revenues attributed by segment for the years ended December 31, 2019 and 2018 were as follows:

2019	Mass-Market Vehicles				Maserati	Other activities	Total
	North America	LATAM	APAC	EMEA			
	(€ million)						
Revenues from:							
Sales of goods	€ 70,809	€ 8,059	€ 2,674	€ 19,275	€ 1,563	€ 639	€ 103,019
Services provided	2,388	297	27	950	29	270	3,961
Construction contract revenues	—	—	—	—	—	672	672
Revenues from goods and services	73,197	8,356	2,701	20,225	1,592	1,581	107,652
Lease installments from assets sold with a buy-back commitment	140	—	—	222	—	—	362
Interest income from financial services activities	—	93	61	19	—	—	173
Total Net revenues	€ 73,337	€ 8,449	€ 2,762	€ 20,466	€ 1,592	€ 1,581	€ 108,187

2018	Mass-Market Vehicles				Maserati	Other activities	Total
	North America	LATAM	APAC	EMEA			
	(€ million)						
Revenues from:							
Sales of goods	€ 69,908	€ 7,756	€ 2,560	€ 21,516	€ 2,606	€ 644	€ 104,990
Services provided	2,287	270	21	945	39	309	3,871
Construction contract revenues	—	—	—	—	—	958	958
Revenues from goods and services	72,195	8,026	2,581	22,461	2,645	1,911	109,819
Lease installments from assets sold with a buy-back commitment	158	—	—	235	—	1	394
Interest income from financial services activities	—	116	65	18	—	—	199
Total Net revenues	€ 72,353	€ 8,142	€ 2,646	€ 22,714	€ 2,645	€ 1,912	€ 110,412

The Group recognized a net decrease in Net revenues of €4 million during the year ended December 31, 2019 (net decrease in Net revenues of €14 million during the year ended December 31, 2018) from performance obligations satisfied in the prior year. This was primarily due to changes in the estimated cost of sales incentive programs occurring after the Group had transferred control of vehicles to the dealers.

5. Research and development costs

Research and development costs were as follows:

	Years ended December 31,		
	2019	2018	2017
	(€ million)		
Research and development expenditures expensed	€ 1,305	€ 1,448	€ 1,506
Amortization of capitalized development expenditures	1,358	1,456	1,294
Impairment and write-off of capitalized development expenditures	949	147	103
Total Research and development costs	€ 3,612	€ 3,051	€ 2,903

Refer to Note 2, *Basis of Preparation - Use of estimates - Recoverability of non-current assets with definite useful lives* for detail on the impairment and write-off of capitalized development expenditures during the years ended December 31, 2019, 2018 and 2017.

Refer to Note 10, *Other intangible assets*, for information on capitalized development expenditures.

6. Net financial expenses

The following table summarizes the Group's financial income and expenses, included within Net financial expenses:

	Years ended December 31,		
	2019	2018	2017
	(€ million)		
Interest income and other financial income	€ 261	€ 249	€ 220
Financial expenses:			
Interest expense and other financial expenses:	784	929	1,084
<i>Interest expense on notes</i>	370	422	568
<i>Interest expense on borrowings from bank</i>	181	259	350
<i>Other interest cost and financial expenses</i>	233	248	166
Interest on lease liabilities ⁽¹⁾	88	—	—
Write-down of financial assets	21	6	21
Losses on disposal of securities	2	6	5
Net interest expense on employee benefits provisions	298	276	304
Total Financial expenses	1,193	1,217	1,414
Net expenses from derivative financial instruments and exchange rate differences	73	88	151
Total Financial expenses and Net expenses from derivative financial instruments and exchange rate differences	1,266	1,305	1,565
Net Financial expenses	€ 1,005	€ 1,056	€ 1,345

(1) Interest on lease liabilities previously recognized in accordance with IAS 17 during the years ended December 31, 2018 and 2017, was not material for reclassification.

7. Tax expense

The following table summarizes Tax expense:

	Years ended December 31,		
	2019	2018	2017
	(€ million)		
Current tax expense	€ 435	€ 592	€ 832
Deferred tax expense	872	520	1,776
Tax expense/(benefit) relating to prior periods	14	(334)	(20)
Total Tax expense	€ 1,321	€ 778	€ 2,588

The applicable tax rate used to determine theoretical income taxes was the statutory rate in the United Kingdom (“UK”), the tax jurisdiction in which FCA NV is resident. The reconciliation between the theoretical income taxes calculated on the basis of the theoretical tax rate of 19.0 percent in 2019 (19.0 percent in 2018 and 19.25 percent in 2017) and income taxes recognized was as follows:

	Years ended December 31,		
	2019	2018	2017
	(€ million)		
Theoretical income taxes	€ 766	€ 781	€ 1,126
Tax effect on:			
Recognition and utilization of previously unrecognized deferred tax assets	(159)	—	(161)
Permanent differences	(411)	(416)	(397)
Tax credits	(112)	(135)	(23)
Deferred tax assets not recognized and write-downs	976	633	1,053
Differences between foreign tax rates and the theoretical applicable tax rate and tax holidays	171	207	970
Taxes relating to prior years	14	(334)	(20)
Tax rate changes	9	—	(22)
Withholding tax	41	41	78
Other differences	20	(15)	(8)
Total Tax expense, excluding IRAP⁽¹⁾	1,315	762	2,596
<i>Effective tax rate</i>	<i>32.7%</i>	<i>18.5%</i>	<i>44.2%</i>
IRAP (current and deferred)	6	16	(8)
Total Tax expense	€ 1,321	€ 778	€ 2,588

(1) Local income tax due in Italy

As the IRAP taxable basis differs from Profit before taxes, it is excluded from the effective tax rates above.

The increase in the effective tax rate to 33 percent in 2019 from 19 percent in 2018 was primarily related to (i) non-recurring benefit recognized for U.S. prior years’ tax positions finalized in 2018; and (ii) no corresponding tax benefit for primarily all of the impairment charges of €1,376 million recognized in relation to the rationalization of product portfolio plans (refer to *Cost of Revenues* above) due to partial recognition of deferred tax assets in Italy.

The Group recognizes the amount of Deferred tax assets less the Deferred tax liabilities of the individual companies within Deferred tax assets, where these may be offset. Amounts recognized were as follows:

	At December 31,	
	2019	2018
	(€ million)	
Deferred tax assets	€ 1,689	€ 1,814
Deferred tax liabilities	(1,628)	(937)
Total Net deferred tax assets	€ 61	€ 877

The decrease in Net deferred tax assets at December 31, 2019 from December 31, 2018 was mainly due to a net decrease of €831 million consisting of an increase in deferred tax liabilities in North America related to provisions, acceleration of tax depreciation and amortization on capital expenditures, partially offset by utilization of U.S. tax credit carryforwards, and decrease of €179 million of the recognized deferred tax asset in Italy partially offset by the recognition of previously unrecognized deferred tax assets in the UK of €151 million.

The significant components of Deferred tax assets and liabilities and their changes during the years ended December 31, 2019 and 2018 were as follows:

	At January 1, 2019 ⁽¹⁾	Recognized in Consolidated Income Statement	Recognized in Equity	Transferred to Assets/ (Liabilities) Held for Sale	Translation differences and other changes	At December 31, 2019
(€ million)						
Deferred tax assets arising on:						
Provisions	€ 4,127	€ (470)	€ —	€ 10	€ 6	€ 3,673
Provision for employee benefits	1,487	(41)	1	1	22	1,470
Lease liabilities ⁽¹⁾	260	106	—	(1)	4	369
Intangible assets	166	(15)	—	—	—	151
Impairment of financial assets	155	(1)	—	—	12	166
Inventories	246	(56)	—	—	(2)	188
Allowances for doubtful accounts	96	13	—	—	(4)	105
Other	685	(22)	(4)	1	42	702
Total Deferred tax assets	€ 7,222	€ (486)	€ (3)	€ 11	€ 80	€ 6,824
Deferred tax liabilities arising on:						
Accelerated depreciation	€ (2,296)	€ (33)	€ —	€ (1)	€ —	€ (2,330)
Capitalized development assets	(2,440)	(129)	—	—	(32)	(2,601)
Other Intangible assets and Intangible assets with indefinite useful lives	(912)	36	—	—	(72)	(948)
Right-of-use assets ⁽¹⁾	(260)	(101)	—	—	(4)	(365)
Provision for employee benefits	(91)	(9)	22	—	1	(77)
Other	(424)	156	38	—	(17)	(247)
Total Deferred tax liabilities	€ (6,423)	€ (80)	€ 60	€ (1)	€ (124)	€ (6,568)
Deferred tax asset arising on tax loss carry-forwards	€ 4,963	€ 106	€ —	€ 12	€ (220)	€ 4,861
Unrecognized deferred tax assets	(4,885)	(407)	—	(20)	256	(5,056)
Total Net deferred tax assets	€ 877	€ (867)	€ 57	€ 2	€ (8)	€ 61

(1) Net deferred tax assets at January 1, 2019 has been adjusted for the deferred tax impact arising from Right-of-use assets and Lease liabilities following the adoption of IFRS 16. Refer to Note 2., Basis of preparation for additional information on the adoption of IFRS 16.

	At January 1, 2018	Recognized in Consolidated Income Statement	Recognized in Equity	Transferred to Assets/ (Liabilities) Held for Sale	Translation differences and other changes	At December 31, 2018
	(€ million)					
Deferred tax assets arising on:						
Provisions	€ 3,848	€ 240	€ —	€ (55)	€ 94	€ 4,127
Provision for employee benefits	1,828	(280)	(77)	(31)	47	1,487
Intangible assets	192	(24)	—	(2)	—	166
Impairment of financial assets	169	(1)	—	(13)	—	155
Inventories	252	22	—	(24)	(4)	246
Allowances for doubtful accounts	122	(6)	—	(7)	(13)	96
Other	387	48	4	(77)	323	685
Total Deferred tax assets	€ 6,798	€ (1)	€ (73)	€ (209)	€ 447	€ 6,962
Deferred tax liabilities arising on:						
Accelerated depreciation	€ (1,891)	€ (386)	€ —	€ 29	€ (48)	€ (2,296)
Capitalized development expenditures	(2,116)	(103)	—	81	(302)	(2,440)
Other Intangible assets and Intangible assets with indefinite useful lives	(849)	(20)	—	2	(45)	(912)
Provision for employee benefits	(50)	(2)	(1)	3	(41)	(91)
Other	(314)	(103)	5	86	(98)	(424)
Total Deferred tax liabilities	€ (5,220)	€ (614)	€ 4	€ 201	€ (534)	€ (6,163)
Deferred tax asset arising on tax loss carry-forwards	€ 4,718	€ 708	€ —	€ (328)	€ (135)	€ 4,963
Unrecognized deferred tax assets	(4,680)	(662)	(12)	308	161	(4,885)
Total Net deferred tax assets	€ 1,616	€ (569)	€ (81)	€ (28)	€ (61)	€ 877

The Italian tax authorities commenced an audit of Fiat S.p.A in 2017 and on October 22, 2019, issued to the Company a final audit report related to the 2014 Merger. On December 23, 2019, this matter was settled with the Italian tax authorities. Under the terms of the settlement, the value of FCA North America, consisting primarily of the underlying value of Chrysler Group LLC at the time of the 2014 Merger, is increased by €2.5 billion which results in an additional taxable gain of €2.5 billion in 2014 for Italian tax purposes. The €2.5 billion Italian taxable gain is offset by €400 million (tax-effected €96 million) of previously forfeited Italian tax loss carryforwards that could only be used to offset income arising from the 2014 Merger and of available, unrecognized Italian tax loss carryforwards of €2.1 billion (tax-effected €504 million). As a result, there is no cash tax or tax expense impact to FCA as a result of the settlement and the unrecognized Italian tax loss carryforwards are reduced by €2.1 billion (tax-effected €504 million). Refer below for additional information regarding the recognized and unrecognized Italian net deferred tax assets.

As of December 31, 2019, the Group had total Deferred tax assets on deductible temporary differences of €6,824 million (€6,962 million at December 31, 2018), of which €1,113 million was not recognized (€898 million at December 31, 2018). As of December 31, 2019, the Group also had Deferred tax assets on tax loss carry-forwards of €4,861 million (€4,963 million at December 31, 2018), of which €3,943 million was not recognized (€3,987 million at December 31, 2018).

As of December 31, 2019, the Group had net recognized and unrecognized deferred tax assets of €3,263 million (€3,370 million at December 31, 2018) in Italy primarily attributable to Italian tax loss carry-forwards that can be carried forward indefinitely. A deferred tax asset is recognized for Italian tax loss carry-forwards to the extent the realization of the related tax benefit is supported through achievement of the Group's business plan. The Group continues to recognize Italian Net deferred tax assets of €705 million (€884 million at December 31, 2018) as the Group considers it probable that we will have sufficient taxable income in the future that will allow realization of these net deferred tax assets. The utilization of Italian tax loss carry-forwards for which currently no deferred tax asset is recognized is subject to future sustained profitability, as well as, the achievement of taxable income in periods which are beyond the Group's business plan and therefore this utilization is uncertain. As a result, €2,558 million of Net deferred tax assets in Italy were not recognized as of December 31, 2019 (€2,486 million at December 31, 2018).

As of December 31, 2019, the Group had net recognized and unrecognized deferred tax assets of €1,888 million (€1,532 million at December 31, 2018) in Brazil primarily attributable to Brazilian tax loss carry-forwards that can be carried forward indefinitely. A deferred tax asset is recognized for Brazilian tax loss carry-forwards to the extent the realization of the related tax benefit is supported through achievement of the Group's business plan. The Group continues to recognize Brazilian Net deferred tax assets of €131 million (€133 million at December 31, 2018) as the Group considers it probable that we will have sufficient taxable income in the future that will allow realization of these net deferred tax assets. The utilization of Brazilian tax loss carry-forwards for which currently no deferred tax asset is recognized is subject to future sustained profitability, as well as, the achievement of taxable income in periods which are beyond the Group's business plan and therefore this utilization is uncertain. As a result, €1,757 million of Net deferred tax assets in Brazil, which include Brazil tax losses, were not recognized as of December 31, 2019 (€1,399 million at December 31, 2018).

As of December 31, 2019, the Group had net recognized and unrecognized deferred tax assets of €151 million (€162 million at December 31, 2018) in the UK primarily attributable to UK tax loss carry-forwards that can be carried forward indefinitely. A deferred tax asset is recognized for the UK tax loss carried forwards to the extent the realization of the related tax benefit is supported through generation of taxable income. The Group recognizes UK Net deferred tax assets of €151 million (nil at December 31, 2018) as the Group considers it probable that we will have sufficient taxable income in the future that will allow realization of these net deferred tax assets.

The realization of these deferred tax assets is sensitive to the assumptions and judgments used in the determination of the taxable income in the future, as well as, our ability to affect tax planning strategies, as necessary. In Brazil, the continued realization of our recognized deferred tax assets is dependent on our ability to generate taxable income in the future, particularly in the periods after certain tax benefits and the government incentives expire. The deferred tax assets in the UK may be impacted by future reorganizations or changes in tax residency. Certain jurisdictions within EMEA in which the Group operates may begin to generate profits or taxable income in the future. While we have not yet recognized all deferred tax assets in these jurisdictions, it is possible our assessment of realizability could change, resulting in the recognition of additional deferred tax assets in our Balance Sheet and the related income tax benefit in our Income Statement. Refer to Note 2, *Basis of Preparation - Use of estimates - Recoverability of deferred tax assets* for additional detail.

Deferred tax liabilities on the undistributed earnings of subsidiaries have not been recognized, except in cases where it is probable the distribution will occur in the foreseeable future.

Total gross deductible and taxable temporary differences and accumulated tax losses at December 31, 2019, together with the amounts for which deferred tax assets have not been recognized, analyzed by year of expiration, were as follows:

	Year of expiration						
	At December 31, 2019	2020	2021	2022	2023	Beyond 2023	Unlimited/Indeterminable
	(€ million)						
Temporary differences and tax losses relating to corporate taxation:							
Deductible temporary differences	€ 27,294	€ 3,701	€ 3,019	€ 2,834	€ 3,068	€ 14,340	€ 332
Taxable temporary differences	(26,931)	(2,623)	(2,664)	(2,689)	(2,746)	(13,054)	(3,155)
Tax losses	18,135	71	83	90	185	1,500	16,206
Amounts for which deferred tax assets were not recognized	(18,089)	(560)	(107)	(31)	(597)	(2,885)	(13,909)
Temporary differences and tax losses relating to corporate taxation	€ 409	€ 589	€ 331	€ 204	€ (90)	€ (99)	€ (526)
Temporary differences and tax losses relating to local taxation (i.e. IRAP in Italy):							
Deductible temporary differences	€ 9,674	€ 1,145	€ 648	€ 574	€ 1,083	€ 6,171	€ 53
Taxable temporary differences	(7,896)	(724)	(706)	(706)	(762)	(4,895)	(103)
Tax losses	4,985	1	—	1	—	5	4,978
Amounts for which deferred tax assets were not recognized	(6,290)	(410)	(69)	(10)	(503)	(638)	(4,660)
Temporary differences and tax losses relating to local taxation	€ 473	€ 12	€ (127)	€ (141)	€ (182)	€ 643	€ 268

8. Other information by nature

Personnel costs for the continuing operations of the Group for the years ended December 31, 2019, 2018 and 2017 amounted to €11.4 billion, €11.7 billion and €11.7 billion, respectively, and included costs that were capitalized mainly in connection with product development activities.

For the years ended December 31, 2019, 2018 and 2017, the continuing operations of the Group had an average number of employees of 198,772, 203,122 and 197,040, respectively.

Amounts relating to IFRS 16 recognized in Profit before taxes

Amounts recognized within *Profit before taxes* for the year ended December 31, 2019 were as follows:

	Year ended December 31, 2019
	(€ million)
Depreciation of right-of-use assets	€ 346
Interest expense on lease liabilities	88
Variable lease payments not included in the measurement of lease liabilities	3
Income from sub-leasing right-of-use assets	(85)
Expenses relating to short-term leases and to leases of low-value assets	186
Gains arising from sale and leaseback transactions	(91)
Total expense recognized in Net profit from continuing operations	€ 447

The impact of adoption of IFRS 16 on our Consolidated Income Statement for the year ended December 31, 2019 was immaterial.

9. Goodwill and intangible assets with indefinite useful lives

Goodwill and intangible assets with indefinite useful lives at December 31, 2019 and 2018 are summarized below:

	Goodwill			Brands	Total Goodwill and intangible assets with indefinite useful lives
	Gross amount	Accumulated impairment losses	Total Goodwill		
	(€ million)				
At January 1, 2018	€ 10,850	€ (454)	€ 10,396	€ 2,994	€ 13,390
Transfers to Assets held for sale	(96)	33	(63)	—	(63)
Translation differences and Other	500	1	501	142	643
At December 31, 2018	11,254	(420)	10,834	3,136	13,970
Additions	34	—	34	—	34
Transfers to Assets held for sale	(11)	—	(11)	—	(11)
Translation differences and Other	162	46	208	56	264
At December 31, 2019	€ 11,439	€ (374)	€ 11,065	€ 3,192	€ 14,257

Translation differences in 2019 and 2018 primarily related to foreign currency transaction of U.S. Dollar to the Euro.

Brands

Brands, composed of the Chrysler, Jeep, Dodge, Ram and Mopar brands, resulted from the acquisition of FCA US and are allocated to the North America segment. These rights are protected legally through registration with government agencies and through their continuous use in commerce. As these rights have no legal, contractual, competitive or economic term that limits their useful lives, they are classified as intangible assets with indefinite useful lives and are therefore not amortized but are instead tested annually for impairment.

For the purpose of impairment testing, the carrying value of Brands is tested jointly with the goodwill allocated to the North America segment.

Goodwill

At December 31, 2019, Goodwill included €11,008 million from the acquisition of FCA US (€10,801 million at December 31, 2018) and €34 million from the acquisition of Vari-Form (refer to Note 3, *Scope of consolidation*). At December 31, 2018, €63 million of goodwill was classified within Assets held for sale as a result of Magneti Marelli meeting the held for sale criteria (refer to Note 3, *Scope of consolidation*).

There were no impairment charges recognized in respect of Goodwill and intangible assets with indefinite lives during the years ended December 31, 2019, 2018 and 2017. Refer to Note 2, *Basis of preparation - Use of estimates* for discussion of the assumptions and judgments relating to goodwill impairment testing.

The following table summarizes the allocation of Goodwill between FCA's reportable segments:

	At December 31,	
	2019	2018
	(€ million)	
North America	€ 9,059	€ 8,855
APAC	1,174	1,152
LATAM	563	552
EMEA	269	264
Other activities	—	11
Total Goodwill	€ 11,065	€ 10,834

10. Other intangible assets

	Capitalized development expenditures	Patents, concessions, licenses and credits	Other intangible assets	Total
	(€ million)			
Gross carrying amount at January 1, 2018	€ 19,899	€ 3,583	€ 804	€ 24,286
Additions	2,235	639	93	2,967
Divestitures	(568)	(224)	(89)	(881)
Transfer to Assets held for sale	(1,553)	(132)	(131)	(1,816)
Translation differences and other changes	215	133	(41)	307
At December 31, 2018	20,228	3,999	636	24,863
Additions	2,889	600	67	3,556
Divestitures	(338)	(127)	(82)	(547)
Transfer to Assets held for sale	—	(3)	(16)	(19)
Translation differences and other changes	147	103	(5)	245
At December 31, 2019	22,926	4,572	600	28,098
Accumulated amortization and impairment losses at January 1, 2018	10,202	2,029	513	12,744
Amortization	1,543	379	50	1,972
Impairment losses and asset write-offs	153	—	—	153
Divestitures	(553)	(30)	(89)	(672)
Transfer to Assets held for sale	(973)	(98)	(91)	(1,162)
Translation differences and other changes	31	82	(34)	79
At December 31, 2018	10,403	2,362	349	13,114
Amortization	1,358	426	48	1,832
Impairment losses and asset write-offs	949	—	4	953
Divestitures	(337)	(2)	(8)	(347)
Transfer to Assets held for sale	—	(3)	(13)	(16)
Translation differences and other changes	46	72	(3)	115
At December 31, 2019	12,419	2,855	377	15,651
Carrying amount at December 31, 2018	€ 9,825	€ 1,637	€ 287	€ 11,749
Carrying amount at December 31, 2019	€ 10,507	€ 1,717	€ 223	€ 12,447

Capitalized development expenditures include both internal and external costs that are directly attributable to the internal product development process, primarily consisting of material costs and personnel related expenses relating to engineering, design and development focused on content enhancement of existing vehicles, new models and powertrain programs.

In 2019, €953 million of impairment losses and asset write-offs were recognized, including a total of €813 million of impairment losses and asset write-offs resulting from rationalization of product portfolio plans, primarily for Europe in the A-segment as well as for Alfa Romeo resulted in the recognition of asset impairment charges for certain platforms. In 2018, a total of €153 million impairment losses and asset write-offs were recognized. Refer to Note 2, *Basis of Preparation - Use of estimates - Recoverability of non-current assets with definite useful lives* for additional detail regarding the assumptions and judgments used when testing these assets for impairment.

Translation differences primarily related to foreign currency translation of the U.S. Dollar to the Euro.

Amortization of capitalized development expenditures is recognized within Research and development costs within the Consolidated Income Statement, as described in Note 5, *Research and development costs*. Amortization of Patents, concessions, licenses and credits and Other intangibles are recognized within Cost of revenues and Selling, general and other costs.

At December 31, 2019 and 2018, the Group had contractual commitments for the purchase of intangible assets amounting to €1,419 million (refer to Note 25, *Guarantees granted, commitments and contingent liabilities* for further information on the Group's contractual commitments for the purchase of regulatory emission credits) and €215 million, respectively.

11. Property, plant and equipment

Property, plant and equipment comprises owned and leased assets that do not meet the definition of investment property under IAS 40 - *Investment Property*. The Group leases assets including land, industrial buildings, plant machinery and equipment, and other assets.

	Land	Industrial buildings	Plant, machinery and equipment	Other assets	Advances and tangible assets in progress	Total
	(€ million)					
Gross carrying amount at January 1, 2018	€ 885	€ 8,494	€ 51,053	€ 3,003	€ 2,812	€ 66,247
Additions	7	183	1,976	84	811	3,061
Divestitures	(11)	(16)	(872)	(40)	(5)	(944)
Translation differences	(10)	(34)	123	57	47	183
Transfer to Assets held for sale	(21)	(401)	(3,870)	(294)	(299)	(4,885)
Other changes	1	113	1,607	56	(1,838)	(61)
At December 31, 2018	851	8,339	50,017	2,866	1,528	63,601
IFRS 16 adoption effect	26	888	77	78	—	1,069
Balance at January 1, 2019	877	9,227	50,094	2,944	1,528	64,670
Additions	33	274	1,587	222	3,287	5,403
Divestitures	(40)	(46)	(1,135)	(124)	(3)	(1,348)
Change in the scope of consolidation	—	—	63	—	1	64
Translation differences	8	96	507	45	19	675
Transfer to Assets held for sale	(15)	(149)	(502)	(17)	(23)	(706)
Other changes	36	25	857	(4)	(886)	28
At December 31, 2019	899	9,427	51,471	3,066	3,923	68,786
Accumulated depreciation and impairment losses at January 1, 2018	37	3,298	32,082	1,800	16	37,233
Depreciation	—	283	3,303	262	—	3,848
Divestitures	(5)	—	(851)	(34)	—	(890)
Impairment losses and asset write-offs	—	—	140	—	4	144
Translation differences	—	(1)	89	30	—	118
Transfer to Assets held for sale	—	(204)	(2,663)	(223)	(2)	(3,092)
Other changes	—	(11)	(68)	20	(8)	(67)
At December 31, 2018	32	3,365	32,032	1,855	10	37,294
IFRS 16 adoption effect	—	—	—	—	—	—
Balance at January 1, 2019	32	3,365	32,032	1,855	10	37,294
Depreciation	3	411	2,876	323	—	3,613
Divestitures	(2)	(32)	(1,098)	(115)	—	(1,247)
Impairment losses and asset write-offs	—	2	618	16	—	636
Change in the scope of consolidation	—	—	11	—	—	11
Translation differences	—	29	305	25	—	359
Transfer to Assets held for sale	(3)	(107)	(384)	(17)	(1)	(512)
Other changes	—	9	19	(4)	—	24
At December 31, 2019	30	3,677	34,379	2,083	9	40,178
Carrying amount at December 31, 2018	€ 819	€ 4,974	€ 17,985	€ 1,011	€ 1,518	€ 26,307
Carrying amount at December 31, 2019	€ 869	€ 5,750	€ 17,092	€ 983	€ 3,914	€ 28,608

Included within the total €28,608 million Property, plant and equipment amounts presented above are owned property, plant and equipment of €26,987 million and right-of-use assets of €1,621 million.

Changes in Right-of-use assets are as follows:

	<u>Land</u>	<u>Industrial buildings</u>	<u>Plant, machinery and equipment</u>	<u>Other assets</u>	<u>Total</u>
	(€ million)				
Balance at December 31, 2018	€ —	€ 197	€ 129	€ —	€ 326
IFRS 16 adoption effect	26	888	77	78	1,069
Balance at January 1, 2019⁽¹⁾	26	1,085	206	78	1,395
Depreciation	(3)	(150)	(100)	(93)	(346)
Additions	11	167	236	163	577
Change in the scope of consolidation	—	18	26	—	44
Translation differences	1	24	2	1	28
Other	(28)	(24)	(21)	(4)	(77)
Balance at December 31, 2019	€ 7	€ 1,120	€ 349	€ 145	€ 1,621

(1) The opening balance as of January 1, 2019 includes €326 million of assets previously recognized in accordance with IAS 17.

For the year ended December 31, 2019, the Group recognized a total of €636 million of impairment losses and asset write-offs, including a total of €563 million resulting from rationalization of product portfolio plans, primarily for Europe in the A-segment as well as for Alfa Romeo resulted in the recognition of asset impairment charges for certain platforms. Refer to Note 2, *Basis of Preparation - Use of estimates - Recoverability of non-current assets with definite useful lives* for additional detail regarding the assumptions and judgments used when testing these assets for impairment.

For the year ended December 31, 2018, the Group recognized a total of €144 million of impairment losses and asset write-offs, primarily in EMEA, resulting from changes in product plans in connection with the 2018-2022 business plan. Refer to Note 2, *Basis of Preparation - Use of estimates - Recoverability of non-current assets with definite useful lives* for additional detail regarding the assumptions and judgments used when testing these assets for impairment.

These impairment charges were recognized within Cost of revenues in the Consolidated Income Statement for the years ended December 31, 2019, and 2018.

In 2019, translation differences of €316 million primarily reflected the foreign currency transaction impacts of U.S. Dollar to the Euro, partially offset by the Brazilian Real. In 2018, translation differences of €65 million primarily reflected the strengthening of the U.S Dollar against Euro partially offset by the weakness of the Brazilian Real.

The carrying amounts of Property, plant and equipment of the Group (excluding the Right-of-Use assets described above) reported as pledged as security for debt and other commitments, primarily relating to our operations in Brazil, are summarized as follows:

	<u>At December 31,</u>	
	<u>2019</u>	<u>2018</u>
	(€ million)	
Land and industrial buildings pledged as security for debt	€ 777	€ 892
Plant and machinery pledged as security for debt and other commitments	855	1,241
Other assets pledged as security for debt and other commitments	5	81
Total Property, plant and equipment pledged as security for debt and other commitments	€ 1,637	€ 2,214

At December 31, 2019 and 2018, the Group had contractual commitments for the purchase of Property, plant and equipment amounting to €1,255 million and €539 million, respectively.

12. Investments accounted for using the equity method

The following table summarizes Investments accounted for using the equity method:

	At December 31,	
	2019	2018
	(€ million)	
Joint ventures	€ 1,871	€ 1,866
Associates	94	96
Other	44	40
Total Investments accounted for using the equity method	€ 2,009	€ 2,002

FCA's ownership percentages and the carrying value of investments in joint ventures accounted for under the equity method were as follows:

	Ownership percentage		Investment balance	
	At December 31,		At December 31,	
	2019	2018	2019	2018
Joint ventures	Ownership percentage		(€ million)	
FCA Bank S.p.A.	50.0%	50.0%	€ 1,501	€ 1,360
Tofas-Turk Otomobil Fabrikasi A.S.	37.9%	37.9%	240	233
GAC Fiat Chrysler Automobiles Co.	50.0%	50.0%	107	216
Others			23	57
Total			€ 1,871	€ 1,866

FCA Bank is a joint venture with Crédit Agricole Consumer Finance S.A. (“CACF”) which operates in Europe, primarily in Italy, France, Germany, UK and Spain. FCA Bank provides retail and dealer financing and long-term rental services in the automotive sector, directly or through its subsidiaries as a partner of the Group's mass-market vehicle brands and for Maserati vehicles. On July 19, 2019, FCA and Crédit Agricole Consumer Finance agreed to extend the term until December 31, 2024. The agreement will be automatically renewed unless notice of non-renewal is provided no later than three years before end of the term. A notice of non-renewal would trigger certain put and call rights.

The financial statements of FCA Bank as at and for the year ended December 31, 2019 have not been authorized for issuance as of the date of issuance of the FCA Consolidated Financial Statements. As such, the most recent publicly available financial information is included in the tables below.

The most recently available information was used to estimate FCA's share of FCA Bank net income and net equity. Any difference between this data and actual results will be adjusted in the 2020 FCA Consolidated Financial Statements when available.

The following tables include summarized financial information relating to FCA Bank:

	<u>At June 30, 2019</u>		<u>At December 31, 2018</u>	
	(€ million)			
Financial assets	€	26,995	€	26,180
<i>Of which: Cash and cash equivalents</i>		767		363
Other assets		4,889		4,356
Financial liabilities		27,133		26,265
Other liabilities		1,643		1,393
Equity (100%)		3,108		2,878
Net assets attributable to owners of the parent		3,058		2,829
Carrying amount of interest in FCA Bank				
Group's share of net assets		1,529		1,415
Elimination of unrealized profits and other adjustments		(28)		(55)
Carrying amount of interest in FCA Bank⁽¹⁾	€	1,501	€	1,360

(1) Amounts as at December 31, 2019 and 2018 respectively.

	<u>Six months ended June 30</u>		<u>Years ended December 31,</u>		
	<u>2019</u>		<u>2018</u>		<u>2017</u>
	(€ million)				
Interest and similar income	€	466	€	903	€ 855
Interest and similar expenses		(117)		(242)	(266)
Income tax expense		(75)		(159)	(139)
Profit from continuing operations		238		388	383
Net profit		238		388	383
Net profit attributable to owners of the parent (A)		236		383	378
Other comprehensive income/(loss) attributable to owners of the parent (B)		(8)		(5)	(8)
Total Comprehensive income attributable to owners of the parent (A+B)	€	228	€	378	€ 370
Group's share of net profit⁽¹⁾	€	229	€	192	€ 189

(1) Amounts for the years ended December 31, 2019, 2018 and 2017 respectively.

Tofas-Turk Otomobil Fabrikasi A.S. ("Tofas"), is a joint venture with Koç Holding which is registered with the Turkish Capital Market Board and listed on the İstanbul Stock Exchange. At December 31, 2019, the fair value of the Group's interest in Tofas was €764 million (€531 million at December 31, 2018).

GAC Fiat Chrysler Automobiles Co. ("GAC FCA JV") is a joint venture with Guangzhou Automobile Group Co., Ltd., which locally produces Jeep vehicles for the Chinese market.

The Group's proportionate share of the earnings of our joint ventures, associates and interests in unconsolidated subsidiaries accounted for using the equity method is included within *Result from investments* in the Consolidated Income Statement. The following table summarizes the share of profits of equity method investees included within *Result from investments*:

	Years ended December 31,		
	2019	2018	2017
	(€ million)		
Joint Ventures	€ 200	€ 221	€ 381
Associates	(2)	6	9
Other	10	13	10
Total Share of the profit of equity method investees	€ 208	€ 240	€ 400

Immaterial Joint Ventures and Associates

The aggregate amounts recognized for the Group's share in all individually immaterial joint ventures and associates accounted for using the equity method were as follows:

	Years ended December 31,		
	2019	2018	2017
	(€ million)		
Joint ventures:			
(Loss)/profit from continuing operations	€ (28)	€ 27	€ 192
Net (loss)/profit	(28)	27	192
Other comprehensive loss	(19)	(91)	(105)
Total Other comprehensive (loss)/income	€ (47)	€ (64)	€ 87
Associates:			
(Loss)/income from continuing operations	€ (2)	€ 6	€ 9
Net (loss)/income	(2)	6	9
Other comprehensive loss	—	(3)	(3)
Total Other comprehensive (loss)/income	€ (2)	€ 3	€ 6

13. Other Financial assets

Other financial assets consisted of the following:

	Note	At December 31,					
		2019			2018		
		Current	Non-current	Total	Current	Non-current	Total
							(€ million)
Derivative financial assets	16	€ 93	€ 5	€ 98	€ 283	€ 14	€ 297
Debt securities measured at fair value through profit or loss	23	233	—	233	230	—	230
Debt securities measured at amortized cost		297	2	299	61	2	63
Equity instruments measured at fair value through other comprehensive income	23	—	37	37	—	31	31
Equity instruments mandatorily designated at fair value through profit and loss	23	47	12	59	41	2	43
Financial receivables		—	242	242	—	252	252
Collateral deposits ⁽¹⁾	23	—	42	42	—	61	61
Total Other financial assets		€ 670	€ 340	€ 1,010	€ 615	€ 362	€ 977

(1) Collateral deposits are held in connection with derivative transactions and debt obligations.

14. Inventories

	At December 31,	
	2019	2018
	(€ million)	
Finished goods and goods for resale	€ 5,600	€ 6,776
Work-in-progress, raw materials and manufacturing supplies	3,928	3,783
Amount due from customers for contract work	194	135
Total Inventories	€ 9,722	€ 10,694

The amount of inventory write-downs recognized primarily within Cost of revenues during the years ended December 31, 2019, 2018 and 2017 was €647 million, €669 million and €626 million, respectively.

Additionally, during the year ended December 31, 2018, impairments of Inventory totaling €129 million were recognized in APAC in connection with the accelerated adoption of new emission standards in China and slower than expected sales.

The Construction contracts, net asset/(liability) relates to the design and production of industrial automation systems and related products and is summarized as follows:

	At December 31,	
	2019	2018
	(€ million)	
Aggregate amount of costs incurred and recognized profits (less recognized losses) to date	€ 826	€ 954
Less: Progress billings	715	912
Construction contracts, net asset/(liability)	111	42
Construction contract assets	194	135
Less: Construction contract liabilities (Note 22)	83	93
Construction contracts, net asset/(liability)	€ 111	€ 42

Changes in the Group's construction contracts, net asset/(liability) for the year ended December 31, 2019, were as follows:

	At January 1, 2019	Advances received from customers	Amounts recognized within revenue	At December 31, 2019
	(€ million)			
Construction contracts, net asset/(liability)	€ 42	€ (603)	€ 672	€ 111

The entire amount of Construction contracts, net asset/(liability) is expected to be recognized as revenue in the following 12 months.

15. Trade, other receivables and Tax receivables

The following table summarizes Trade, other receivables and Tax receivables by due date:

	At December 31,									
	2019					2018				
	Total due within one year (current)	Due between one and five years	Due beyond five years	Total due after one year (non-current)	Total	Total due within one year (current)	Due between one and five years	Due beyond five years	Total due after one year (non-current)	Total
	(€ million)									
Trade receivables	€ 2,064	€ —	€ —	€ —	€ 2,064	€ 2,048	€ —	€ —	€ —	€ 2,048
Receivables from financing activities	2,855	294	6	300	3,155	3,304	297	13	310	3,614
Other receivables	1,709	695	1,381	2,076	3,785	1,836	1,086	88	1,174	3,010
Total Trade and other receivables	€ 6,628	€ 989	€ 1,387	€ 2,376	€ 9,004	€ 7,188	€ 1,383	€ 101	€ 1,484	€ 8,672
Tax receivables	€ 372	€ 51	€ 43	€ 94	€ 466	€ 419	€ 53	€ 18	€ 71	€ 490

Trade receivables

Trade receivables are shown net of an ECL allowance, which is calculated using the simplified approach. Changes in the allowance for trade receivables were as follows:

	At January 1, 2019	Provision	Use and other changes	Transferred to Assets held for sale	At December 31, 2019
	(€ million)				
ECL allowance - Trade receivables	€ 247	€ 32	€ (42)	€ —	€ 237

Trade receivables of an immaterial amount were written off during the year ended December 31, 2019, and are still subject to enforcement activities.

The following table provides information about the exposure to credit risk and ECLs for trade receivables:

	At December 31,					
	2019			2018		
	Current and less than 90 days past due	90 days or more past due	Total	Current and less than 90 days past due	90 days or more past due	Total
	(€ million)					
Gross amount	€ 1,989	€ 293	€ 2,282	€ 1,920	€ 310	€ 2,230
ECL allowance	(53)	(184)	(237)	(65)	(182)	(247)
Carrying amount	€ 1,936	€ 109	€ 2,045	€ 1,855	€ 128	€ 1,983

In addition to the amounts above, a further €19 million at December 31, 2019 (€65 million at December 31, 2018) of trade receivables were measured at FVPL. Refer to Note 23, *Fair value measurement*.

Receivables from financing activities

Receivables from financing activities mainly relate to the business of financial services companies fully consolidated by the Group and are summarized as follows:

	At December 31,	
	2019	2018
	(€ million)	
Dealer financing	€ 2,317	€ 2,654
Retail financing	613	601
Finance leases	3	3
Other	222	356
Total Receivables from financing activities	€ 3,155	€ 3,614

Receivables from financing activities are shown net of an ECL allowance. Changes in the allowance for receivables from financing activities were as follows:

	At January 1, 2019	Provision	Use and other changes	Transferred to Assets held for sale	At December 31, 2019
	(€ million)				
ECL allowance - Receivables from financing activities	€ 27	€ 68	€ (72)	€ —	€ 23

Receivables from financing activities of an immaterial amount were written off during the year ended December 31, 2019, and are still subject to enforcement activities.

The following table provides information about the exposure to credit risk and ECLs for receivables from financing activities:

	At December 31,							
	2019				2018			
	Stage 1	Stage 2	Stage 3	Total	Stage 1	Stage 2	Stage 3	Total
	(€ million)							
Gross amount	€ 2,369	€ 194	€ 35	€ 2,598	€ 2,465	€ 168	€ 35	€ 2,668
ECL allowance	(10)	(2)	(11)	(23)	(13)	(2)	(12)	(27)
Carrying amount	€ 2,359	€ 192	€ 24	€ 2,575	€ 2,452	€ 166	€ 23	€ 2,641

In addition to the amounts above, a further €580 million at December 31, 2019 (€973 million at December 31, 2018) of receivables from financing activities were measured at FVPL. Refer to Note 23, *Fair value measurement*.

Other receivables

At December 31, 2019, Other receivables primarily consisted of tax receivables for VAT and other indirect taxes of €2,866 million (€2,149 million at December 31, 2018).

As disclosed in Note 22, *Other liabilities and Tax liabilities*, during 2017, the Brazilian Supreme Court ruled that state value added tax should be excluded from the basis for calculating a federal tax on revenue, a decision which was subsequently appealed. In March 2019, a final and definitive favorable decision was made in respect of the COFINS over ICMS element of the litigation, relating to amounts previously paid but not recovered for the period between May 2004 to December 2014. During 2019, total credits and the related receivable of €164 million were recognized, which were excluded from Adjusted EBIT (refer to Note 28, *Segment reporting*).

Transfer of financial assets

At December 31, 2019, the Group had receivables due after that date amounting to €7,301 million (€8,523 million at December 31, 2018) which had been transferred without recourse and which were derecognized in accordance with IFRS 9 – *Financial Instruments*. The transfers related to trade receivables and other receivables for €5,777 million (€6,847 million at December 31, 2018) and receivables from financing activities for €1,524 million (€1,676 million at December 31, 2018). These amounts included receivables of €4,686 million (€5,517 million at December 31, 2018), mainly due from the sales network, transferred to FCA Bank, our jointly controlled financial services company.

At December 31, 2019 and 2018, the carrying amount of transferred financial assets not derecognized and the related liabilities were as follows:

	At December 31,					
	2019			2018		
	Trade receivables	Receivables from financing activities	Total	Trade receivables	Receivables from financing activities	Total
	(€ million)					
Carrying amount of assets transferred and not derecognized	€ 11	€ 140	€ 151	€ 30	€ 427	€ 457
Carrying amount of the related liabilities (Note 21)	€ 11	€ 140	€ 151	€ 30	€ 427	€ 457

16. Derivative financial assets and liabilities

The following table summarizes the fair value of the Group's derivative financial assets and liabilities:

	At December 31,			
	2019		2018	
	Positive fair value	Negative fair value	Positive fair value	Negative fair value
	(€ million)			
Fair value hedges:				
Interest rate risk - interest rate swaps	€ —	€ —	€ —	€ —
Total Fair value hedges	—	—	—	—
Cash flow hedges:				
Currency risks - forward contracts, currency swaps and currency options	34	(81)	149	(75)
Interest rate risk - interest rate swaps	—	(180)	22	(16)
Interest rate and currency risk - combined interest rate and currency swaps	—	—	17	—
Commodity price risk – commodity swaps and commodity options	21	(6)	41	(59)
Total Cash flow hedges	55	(267)	229	(150)
Net investment hedges:				
Currency risks - forward contracts, currency swaps and currency options	—	—	—	—
Total Net investment hedges	—	—	—	—
Derivatives for trading	43	(51)	68	(57)
Total Fair value of derivative financial assets/(liabilities)	€ 98	€ (318)	€ 297	€ (207)
Financial derivative assets/(liabilities) - current	€ 93	€ (194)	€ 283	€ (204)
Financial derivative assets/(liabilities) - non-current	€ 5	€ (124)	€ 14	€ (3)

The following table summarizes the outstanding notional amounts of the Group's derivative financial instruments by due date:

	At December 31,							
	2019				2018			
	Due within one year	Due between one and five years	Due beyond five years	Total	Due within one year	Due between one and five years	Due beyond five years	Total
	(€ million)							
Currency risk management	€ 11,259	€ 30	€ —	€ 11,289	€ 12,782	€ 75	€ —	€ 12,857
Interest rate risk management	1,105	1,700	—	2,805	1,630	1,144	—	2,774
Interest rate and currency risk management	9	22	—	31	236	34	—	270
Commodity price risk management	523	27	—	550	919	28	—	947
Other derivative financial instruments	—	14	—	14	—	14	—	14
Total Notional amount	€ 12,896	€ 1,793	€ —	€ 14,689	€ 15,567	€ 1,295	€ —	€ 16,862

Fair value hedges

The gains and losses arising from the valuation of outstanding interest rate derivatives (for managing interest rate risk) and currency derivatives (for managing currency risk) are recognized in accordance with fair value hedge accounting and the gains and losses arising from the respective hedged items are summarized as follows:

	Years ended December 31,		
	2019	2018	2017
	(€ million)		
Currency risk			
Net gains/(losses) on qualifying hedges	€ —	€ —	€ 104
Fair value changes in hedged items	—	—	(104)
Interest rate risk			
Net (losses) on qualifying hedges	—	(2)	(9)
Fair value changes in hedged items	—	2	10
Net gains/(losses)	€ —	€ —	€ 1

At December 31, 2019, there were no outstanding fair value hedges.

Cash flow hedges

Amounts recognized in the Consolidated Income Statement mainly relate to currency risk management and, to a lesser extent, hedges regarding commodity price risk management and cash flows that are exposed to interest rate risk.

The Group's policy for managing currency risk normally requires hedging of projected future flows from trading activities which will occur within the following twelve months and from orders acquired (or contracts in progress), regardless of their due dates. The hedging effect arising from this is recorded in the Cash flow hedge reserve within Other comprehensive (loss)/income and will be subsequently recognized in the Consolidated Income Statement, primarily during the following year.

Derivatives relating to interest rate and currency risk management are treated as cash flow hedges and are entered into for the purpose of hedging notes issued in foreign currencies. The amount recorded in Other comprehensive income and within the Cash flow hedge reserve is recognized in the Consolidated Income Statement according to the timing of the cash flows of the underlying notes.

In 2017, the Group entered in interest rate swaps in order to hedge against the increase in interest rates in relation to future debt issuances. In 2019 and in 2018, the maturity dates for a portion of these interest rate swaps were extended. The swaps are designated as a cash flow hedge. For the year ended December 31, 2019 losses of €167 million (for the year ended December 31, 2018 gains of €31 million and for the year ended December 31, 2017 losses of €3 million) relating to such derivatives were recognized in the Cash flow hedge reserve within Other comprehensive (loss)/income. For the year ended December 31, 2019 net losses of €17 million related to ineffectiveness were recognized in the Consolidated Income Statement (net gains of €5 million for the year ended December 31, 2018. There was no ineffectiveness for the year ended December 31, 2017).

The Group reclassified gains/(losses) arising on Cash flow hedges, net of the tax effect, from Other comprehensive income and Inventories to the Consolidated Income Statement as follows:

	Years ended December 31,		
	2019	2018	2017
	(€ million)		
Currency risk			
(Decrease)/increase in Net revenues	€ (27)	€ 100	€ 8
Increase in Cost of revenues	(29)	(17)	(96)
Net financial income/(expenses)	4	2	(22)
Result from investments	1	24	28
Interest rate risk			
Result from investments	(2)	1	(1)
Net financial expenses	—	—	(3)
Commodity price risk			
Decrease in Cost of revenues	7	29	28
Ineffectiveness and discontinued hedges	(33)	(5)	4
Tax (benefit)/expense	(3)	(36)	27
Items relating to discontinued operations, net of tax	2	9	1
Total recognized in the Consolidated Income Statement	€ (80)	€ 107	€ (26)

Net investment hedges

In order to manage the Group's foreign currency risk related to its investments in foreign operations, the Group enters into net investment hedges, in particular foreign currency swaps and forward contracts.

For the year ended December 31, 2019, net loss of €50 million related to net investment hedges were recognized in Currency translation differences within Other comprehensive (loss)/income. At December 31, 2019, there were no outstanding net investment hedges.

For the year ended December 31, 2018, net gains of €17 million related to net investment hedges were recognized in Currency translation differences within Other comprehensive (loss)/income.

For the year ended December 31, 2017, gains of €15 million related to net investment hedges were recognized in Currency translation differences within Other comprehensive (loss)/income.

There was no ineffectiveness for the years ended December 31, 2019, 2018 and 2017.

Derivatives for trading

At December 31, 2019, 2018 and 2017, Derivatives for trading primarily consisted of derivative contracts entered into for hedging purposes which do not qualify for hedge accounting and one embedded derivative in a bond issuance in which the yield is determined as a function of trends in the inflation rate and related hedging derivative, which converts the exposure to a floating rate (the total value of the embedded derivative is offset by the value of the hedging derivative).

Information on the Group's risk management strategy and additional information on the Group's hedging activities is provided in Note 30, *Qualitative and quantitative information on financial risks*.

17. Cash and cash equivalents

Cash and cash equivalents consisted of the following:

	At December 31,	
	2019	2018
	(€ million)	
Cash at banks	€ 5,166	€ 4,774
Money market securities	2,293	4,352
Other cash equivalents	7,555	3,324
Total Cash and cash equivalents	€ 15,014	€ 12,450

Cash and cash equivalents held in certain foreign countries (primarily in China and Argentina) are subject to local exchange control regulations providing for restrictions on the amount of cash, other than dividends, that can leave the country.

18. Share-based compensation

2019-2021 Long Term Incentive Plan

In December 2018, the Company's Board of Directors approved the 2019-2021 Long-Term Incentive Plan ("2019-2021 LTIP"), under the framework equity incentive plan. Refer to Note 26, *Equity* for further information on the framework equity incentive plan. During May 2019, FCA awarded a total of 9.5 million Performance Share Units ("PSU") and 5.9 million Restricted Share Units ("RSU") to eligible employees under the 2019-2021 LTIP.

The PSU awards, which represent the right to receive FCA common shares, have an Adjusted EBIT target as well as a total shareholder return ("TSR") target, with each weighted at 50 percent and settled independently of the other. Half of the awards will vest based on our achievement of the targets for Adjusted EBIT ("2019 PSU Adjusted EBIT awards"), covering a three year period from 2019 to 2021 and will have a payout ranging from 0 percent to 100 percent. The remaining half of the PSU awards ("2019 PSU TSR awards") will vest based on market conditions over a three year performance period from January 2019 through December 2021, with a payout scale ranging from 0 percent to 225 percent. Accordingly, the total number of shares that will eventually be issued may vary from the original award of 9.5 million units. If the performance goals for the respective periods are met, one third of the total PSU awards will vest in the second quarter of 2020, a cumulative two-thirds in the second quarter of 2021 and a cumulative 100 percent in the second quarter of 2022.

The RSU awards ("2019 RSU awards"), which represent the right to receive FCA common shares, will vest in three equal tranches in the second quarter of each year 2020, 2021 and 2022.

Additional Grants

In addition to the grants above, during May and July 2019 FCA also awarded 0.9 million PSUs to certain key employees of the Company. The PSU awards, which represent the right to receive FCA common shares, have the same financial performance goals as the 2019 PSU Adjusted EBIT awards and 2019 PSU TSR awards, as described above. These awards will vest in one tranche in the second quarter of 2022 if the respective performance goals for the period January 1, 2019 to December 31, 2021 are achieved.

During May and July 2019, FCA also awarded an additional 0.4 million RSUs to certain key employees of the Company. These additional awards will vest in one tranche in the second quarter of 2022.

2017-2021 Long Term Incentive Plan

During the year ended December 31, 2018, FCA awarded a total of 2.40 million PSUs and 0.58 million RSUs to certain key employees under the 2017-2021 Long-Term Incentive Plan, and under the framework equity incentive plan.

The PSU awards, which represent the right to receive FCA common shares, include a TSR target. These awards granted during 2018 (“2018 PSU TSR awards”) were to vest based upon market conditions covering a five year performance period from January 2017 through December 2021. Accordingly, the total number of shares that will eventually be issued may vary from the original award of 2.40 million units. The original vesting schedule allowed for one third of the total PSU TSR awards to vest in the first quarter of 2020, a cumulative two-thirds in the first quarter of 2021 and a cumulative 100 percent in the first quarter of 2022 if the respective performance goals for the years 2017 to 2019, 2017 to 2020 and 2017 to 2021 were achieved.

Part of the PSU TSR awards granted in May 2019 (“Replacement awards”) were considered to be a replacement of certain of the 2018 PSU TSR awards. Under the modified terms of the 2018 PSU TSR awards, 60 percent of the 2018 PSU TSR awards were replaced with the Replacement awards and the remaining 40 percent of 2018 PSU TSR awards will vest at target during the second quarter of 2020.

The RSU awards, which represent the right to receive FCA common shares, one third of the award has vested in 2019, with the remaining two-thirds vesting in 2020 and 2021.

2016-2018 Long Term Incentive Plan

During the year ended December 31, 2017, FCA awarded a total of 2.26 million PSUs and 2.29 million RSUs to certain key employees under the 2016-2018 Long-Term Incentive Plan, and under the framework equity incentive plan.

The PSU awards, which represented the right to receive FCA common shares, had financial performance goals that included a net income target as well as total shareholder return target, with each weighted at 50 percent and settled independently of the other. Half of the award vested based on our achievement of the targets for net income (“2017 PSU NI awards”) covering a three year period from 2016 to 2018 and had a payout scale ranging from 0 percent to 100 percent. The remaining half of the PSU awards (“2017 PSU TSR awards”) are based on market conditions and had a payout scale ranging from 0 percent to 150 percent. The PSU TSR awards performance period covered a two year period starting in December 2016 through 2018. Accordingly, the total number of shares that were issued did vary from the original award of 2.26 million units. The PSU awards have vested in 2019 with the achievement of the performance goals for the years 2016 to 2018.

The RSU awards, which represent the right to receive FCA common shares, have vested in two equal tranches in 2018 and 2019.

2014-2018 Long Term Incentive Plan

During the year ended December 31, 2015, FCA awarded a total of 14.71 million PSU and 5.20 million RSU awards to certain key employees under the 2014-2018 Long Term Incentive Plan (“2014-2018 LTIP”), and under the framework equity incentive plan.

The PSU awards, which represented the right to receive FCA common shares, had financial performance goals covering a five year period from 2014 to 2018. The performance goals included a net income target as well as a TSR target, with each weighted at 50 percent and settled independently of the other. Half of the awards vested based on our achievement of the targets for net income and had a payout scale ranging from 0 percent to 100 percent (“2015 PSU NI awards”). The remaining half of the awards are based on market conditions and had a payout scale ranging from 0 percent to 150 percent (“2015 PSU TSR awards”). Accordingly, the total number of shares that were issued did vary from the original award of 14.71 million shares. One third of the total PSU awards vested in 2017, a cumulative two-thirds of the total PSU awards vested in the first quarter of 2018 with the achievement of the performance goal for the years 2014 to 2017 and a cumulative 100 percent vested in 2019 with the achievement of the performance goals for the years 2014 to 2018.

The RSUs, which represent the right to receive FCA common shares, vested in three equal tranches. One third of the awards vested in the first quarter of 2017, and a cumulative two-thirds of the awards vested in the first quarter 2018 with the remaining tranche vested in the first quarter of 2019.

Additional Grants

In addition to the above, during the year ended December 31, 2016, FCA awarded 0.09 million RSUs to certain key employees of the Company under the 2014-2018 LTIP, which represented the right to receive FCA common shares. Half of the awards vested in the first quarter of 2018 and the remaining half of these awards vested in the first quarter of 2019.

In addition to the above, during the year ended December 31, 2018, FCA awarded an additional 0.1 million PSU awards and 0.05 million RSU awards to certain key employees, under the 2014-2018 LTIP. The PSU awards, which represented the right to receive FCA common shares, had the same financial performance goals as the 2015 PSU NI awards and the 2015 PSU TSR awards, as described above. A cumulative 100 percent has vested in the first quarter of 2019 with the achievement of the performance goals for the years 2014 to 2018. The RSUs, which represent the right to receive FCA common shares, have vested in the first quarter of 2019.

Other Restricted Share Unit Grants

During the year ended December 31, 2019, FCA awarded 0.8 million RSUs to certain key employees of the Company, which represent the right to receive FCA common shares. A portion of these awards vested in 2019, with the remaining portion expecting to be vested in 2020, 2021 and 2022 in accordance with the award agreements.

PSU NI Awards

Changes during 2019, 2018 and 2017 for the PSU NI awards under the framework equity incentive plan were as follows:

	2019		2018		2017	
	PSU NI	Weighted average fair value at the grant date (€)	PSU NI	Weighted average fair value at the grant date (€)	PSU NI	Weighted average fair value at the grant date (€)
Outstanding shares unvested at January 1	4,568,830	€ 6.14	8,803,826	€ 5.89	11,379,445	€ 5.65
Anti-dilution adjustment	25,516	4.91	32,855	5.87	65,751	5.62
Granted	—	—	71,136	9.73	1,136,250	7.91
Vested	(4,295,593)	6.24	(3,857,502)	5.58	(3,758,870)	5.65
Canceled	—	—	—	—	—	—
Forfeited	(36,369)	6.62	(481,485)	6.27	(18,750)	7.91
Outstanding shares unvested at December 31	262,384	€ 4.91	4,568,830	€ 6.14	8,803,826	€ 5.89

The vesting of the 2017 PSU NI awards and the 2015 PSU NI awards has been determined by comparing the Group's net profit excluding unusual items to the net income targets derived from the Group's business plan for the corresponding period. The performance period commenced on January 1, 2016 for the 2017 PSU NI awards and January 1, 2014 for the 2015 PSU NI awards. As the performance period commenced substantially prior to the commencement of the service period, which coincides with the grant date, the Company determined that the net income target did not meet the definition of a performance condition under IFRS 2 - *Share-based Payment*, and therefore is required to be accounted for as a non-vesting condition. As such, the fair values of the PSU NI awards were calculated using a Monte Carlo simulation model.

The key assumptions utilized to calculate the grant-date fair values for the PSU NI awards are summarized below:

Key assumptions	2017 PSU NI Awards Range	2015 PSU NI Awards Range
Grant date stock price	€9.74 - €10.39	€13.44 - €15.21
Expected volatility	40 %	40%
Risk-free rate	(0.8)%	0.7%

The expected volatility was based on the observed historical volatility for common shares of FCA. The risk-free rate was based on the yields of government and treasury bonds with similar terms to the vesting date of each PSU NI award.

PSU Adjusted EBIT Awards

Changes during 2019 for the PSU Adjusted EBIT awards under the framework equity incentive plan were as follows:

	2019	
	PSU Adjusted EBIT	Weighted average fair value at the grant date (€)
Outstanding shares unvested at January 1	—	€ —
Anti-dilution adjustment	524,308	10.18
Granted	5,182,071	11.26
Vested	—	—
Canceled	—	—
Forfeited	(145,740)	11.28
Outstanding shares unvested at December 31	5,560,639	€ 10.19

The fair values of the PSU Adjusted EBIT awards that were granted during the year ended December 31, 2019 were measured using the FCA stock price on the grant date, adjusted for expected dividends at a constant yield as PSU awards do not have the right to receive ordinary dividends prior to vesting.

PSU TSR Awards

Changes during 2019, 2018 and 2017 for the PSU TSR awards under the framework equity incentive plan were as follows:

	2019		2018		2017	
	PSU TSR	Weighted average fair value at the grant date (€)	PSU TSR	Weighted average fair value at the grant date (€)	PSU TSR	Weighted average fair value at the grant date (€)
Outstanding shares unvested at January 1	6,926,413	€ 11.42	8,803,827	€ 10.58	11,379,446	€ 10.64
Anti-dilution adjustment	644,588	10.60	32,855	10.54	65,750	10.58
Granted	5,189,237	11.58	2,473,637	13.15	1,136,250	10.84
Vested	(4,295,594)	10.67	(3,857,502)	10.51	(3,758,869)	10.63
Canceled	(1,385,046)	12.99	—	—	—	—
Forfeited	(282,107)	11.94	(526,404)	11.50	(18,750)	10.84
Outstanding shares unvested at December 31	6,797,491	€ 10.61	6,926,413	€ 11.42	8,803,827	€ 10.58

The weighted average fair value of the PSU TSR awards granted during the years ended December 31, 2018, 2017 and 2015 were calculated using a Monte Carlo simulation model. The weighted average fair value of the PSU TSR awards granted during the year ended December 31, 2019 were calculated using a Monte Carlo Simulation, adjusted for expected dividends at a constant yield as PSU awards do not have the right to receive ordinary dividends prior to vesting.

In accordance with IFRS 2 - *Share-based Payment*, the 2018 PSU TSR awards were modified and remeasured at the grant date of the Replacement awards, using a Monte Carlo Simulation. Only the incremental amount, which is the difference between the fair value of the 2018 PSU TSR and the fair value of the Replacement awards, will be recognized as an expense over the term of the Replacement awards.

The key assumptions utilized to calculate the grant date fair values for the PSU TSR awards issued are summarized below:

Key assumptions	2019 PSU TSR Awards Range		2018 PSU TSR Awards Range		2017 PSU TSR Awards Range		2015 PSU TSR Awards Range	
Grant date stock price	€	13.10	€	18.79	€9.74 - €10.39		€13.44 - €15.21	
Expected volatility		39 %		41 %	44 %		37% - 39%	
Dividend yield		5 %		— %	— %		—%	
Risk-free rate		(0.7)%		(0.3)%	(0.8)%		0.7% - 0.8%	

The expected volatility was based on the observed historical volatility for common shares of FCA. The risk-free rate was based on the yields of government and treasury bonds with similar terms to the vesting date of each PSU TSR award. In addition, since the volatility of each member of the defined peer group are not wholly independent of one another, a correlation coefficient was developed based on historical share price changes for FCA and the defined peer group over a three-year period leading up to the grant date of the awards.

Restricted Share Units

Changes during 2019, 2018 and 2017 for the RSU awards under the framework equity incentive plan were as follows:

	2019		2018		2017	
	RSUs	Weighted average fair value at the grant date (€)	RSUs	Weighted average fair value at the grant date (€)	RSUs	Weighted average fair value at the grant date (€)
Outstanding shares unvested at January 1	4,290,986	€ 10.47	7,600,313	€ 9.17	7,969,623	€ 8.69
Anti-dilution adjustment	761,529	10.49	28,299	9.12	46,189	8.64
Granted	7,160,764	11.35	627,081	18.54	2,293,940	10.43
Vested	(3,347,345)	9.93	(3,690,050)	9.09	(2,671,939)	8.64
Canceled	—	—	—	—	—	—
Forfeited	(712,895)	10.05	(274,657)	10.28	(37,500)	10.39
Outstanding shares unvested at December 31	8,153,039	€ 10.51	4,290,986	€ 10.47	7,600,313	€ 9.17

The weighted average fair value of the RSU awards that were granted in December 31, 2018, 2017, 2016 and 2015, were measured using the FCA stock price on the grant date. The weighted average fair value of the RSU awards that were granted during the year ended December 31, 2019 were measured using the FCA stock price on the grant date, adjusted for expected dividends at a constant yield as RSU awards do not have the right to receive ordinary dividends prior to vesting.

Anti-dilution adjustments - PSU awards and RSU awards

The documents governing FCA's long-term incentive plans contain anti-dilution provisions which provide for an adjustment to the number of awards granted under the plans in order to preserve, or alternatively prevent the enlargement of, the benefits intended to be made available to the recipients of the awards should an event occur that impacts our capital structure.

In December 2019, the Compensation Committee approved a conversion factor of 1.107723 that was applied to outstanding awards under the Long Term Incentive Plan to make equity award holders whole for the resulting diminution in the value of an FCA common share as a result of the payment of an extraordinary cash distribution to holders of FCA common shares on May 30, 2019. There was no change to the total cost of these awards to be amortized over the remaining vesting period as a result of these adjustments.

In January 2018, as a result of the distribution of the Company's entire interest in GEDI Gruppo Editoriale S.p.A. to holders of FCA common shares on July 2, 2017, the Compensation Committee approved a conversion factor of 1.003733 that was applied to outstanding awards under the Long Term Incentive Plan to make equity award holders whole for the resulting diminution in the value of an FCA common share. There was no change to the total cost of these awards to be amortized over the remaining vesting period as a result of these adjustments.

Similarly, in January 2017, as a result of the distribution of the Company's 16.7 percent ownership interest in RCS Media Group S.p.A. to holders of its common shares on May 1, 2016, the Compensation Committee approved a conversion factor of 1.005865 that was applied to outstanding PSU awards and RSU awards issued prior to December 31, 2016 to make equity award holders whole for the resulting diminution in the value of an FCA common share. There was no change to the total cost of these awards to be amortized over the remaining vesting period as a result of these adjustments.

Similarly, in January 2016, as a result of the spin-off of Ferrari N.V., a conversion factor of 1.5440 was approved by the Compensation Committee and applied to outstanding PSU awards and RSU awards as an equitable adjustment to make equity award holders whole for the resulting diminution in the value of an FCA share. For the PSU NI awards, the Compensation Committee also approved an adjustment to the net income targets for the years 2016-2018 to account for the net income of Ferrari in order to preserve the economic benefit intended to be provided to each participant. There was no change to the total cost of these awards to be amortized over the remaining vesting period as a result of these adjustments.

The following table reflects the changes resulting from the anti-dilution adjustments:

	2019 Anti-dilution adjustment	2018 Anti-dilution adjustment	2017 Anti-dilution adjustment	2016 Anti-dilution adjustment
PSU Awards:				
Number of awards - as adjusted	12,620,514	17,673,363	22,890,392	22,717,024
Key assumptions - as adjusted: Grant date stock price - for PSU NI, PSU TSR and PSU Adjusted EBIT	€8.79 - €16.96	€5.71 - €10.35	€8.66 - €9.79	€8.71 - €9.85
RSU Awards:				
Number of awards - as adjusted	8,153,039	7,628,612	8,015,812	8,023,472

Share-based Compensation Expense

Total expense for the PSU awards and RSU awards of approximately €92 million, €54 million and €85 million was recorded for the years ended December 31, 2019, 2018 and 2017, respectively. At December 31, 2019, the Group had unrecognized compensation expense related to the non-vested PSU awards and RSU awards of approximately €112 million based on current forfeiture assumptions, which will be recognized over a weighted-average period of 1.6 years.

19. Employee benefits liabilities

Employee benefits liabilities consisted of the following:

	At December 31,					
	2019			2018		
	Current	Non-current	Total	Current	Non-current	Total
	(€ million)					
Pension benefits	€ 38	€ 5,024	€ 5,062	€ 34	€ 4,475	€ 4,509
Health care and life insurance plans	132	2,157	2,289	134	2,082	2,216
Other post-employment benefits	63	730	793	82	737	819
Other provisions for employees	311	596	907	345	581	926
Total Employee benefits liabilities	€ 544	€ 8,507	€ 9,051	€ 595	€ 7,875	€ 8,470

The Group continuing operations recognized a total expense of €1,508 million for defined contribution and state plans for the year ended December 31, 2019 (€1,518 million in 2018 and €1,472 million in 2017).

The following table summarizes the fair value of defined benefit obligations and the fair value of related plan assets:

	At December 31,	
	2019	2018
	(€ million)	
Present value of defined benefit obligations:		
Pension benefits	€ 25,024	€ 22,767
Health care and life insurance plans	2,289	2,216
Other post-employment benefits	793	819
Total present value of defined benefit obligations (a)	28,106	25,802
Fair value of plan assets (b)	20,729	18,819
Asset ceiling (c)	18	13
Total net defined benefit plans (a - b + c)	7,395	6,996
<i>of which:</i>		
<i>Net defined benefit liability (d)</i>	8,144	7,544
<i>Defined benefit plan asset</i>	(749)	(548)
Other provisions for employees (e)	907	926
Total Employee benefits liabilities (d + e)	€ 9,051	€ 8,470

Pension benefits

Liabilities arising from the Group's defined benefit plans are usually funded by contributions made by Group subsidiaries, and at times by their employees, into legally separate trusts from which the employee benefits are paid. The Group's funding policy for defined benefit pension plans is to contribute the minimum amounts required by applicable laws and regulations. Occasionally, additional discretionary contributions are made in excess of those legally required to achieve certain desired funding levels. In the U.S., these excess amounts are tracked and the resulting credit balance can be used to satisfy minimum funding requirements in future years. At December 31, 2019, the combined credit balances for the U.S. and Canada qualified pension plans were approximately €2.1 billion, and the usage of the credit balances to satisfy minimum funding requirements is subject to the plans maintaining certain funding levels. During the year ended December 31, 2019, 2018 and 2017, the Group made pension contributions in the U.S. and Canada totaling €48 million, €724 million and €124 million, respectively, including an accelerated discretionary contribution in September 2018 of €670 million (\$800 million) to certain of our U.S. pension plans, which resulted in tax benefits (refer to Note 7, *Tax expense* for further information). The Group's contributions to pension plans for 2020 are expected to be €970 million, of which €940 million relate to the U.S. and Canada, with €895 million being discretionary contributions and €45 million which will be made to satisfy minimum funding requirements.

The expected benefit payments for pension plans are as follows:

	Expected benefit payments	
	(€ million)	
2020	€	1,524
2021	€	1,483
2022	€	1,472
2023	€	1,460
2024	€	1,465
2025-2029	€	7,282

The following table summarizes changes in the pension plans:

	2019				2018			
	Obligation	Fair value of plan assets	Asset ceiling	Liability/ (Asset)	Obligation	Fair value of plan assets	Asset ceiling	Liability/ (Asset)
	(€ million)							
At January 1	€ 22,767	€ (18,819)	€ 13	€ 3,961	€ 25,528	€ (21,218)	€ 14	€ 4,324
Included in the Consolidated Income Statement	1,111	(713)	—	398	1,189	(680)	—	509
Included in Other comprehensive income:								
Actuarial (gains)/losses from:								
Demographic and other assumptions	(359)	—	—	(359)	(196)	—	—	(196)
Financial assumptions	2,773	—	—	2,773	(1,530)	—	—	(1,530)
Return on assets	—	(2,454)	—	(2,454)	—	1,530	—	1,530
Changes in the effect of limiting net assets	—	—	3	3	—	—	(1)	(1)
Changes in exchange rates	618	(564)	2	56	792	(584)	—	208
Other:								
Employer contributions	—	(48)	—	(48)	—	(756)	—	(756)
Plan participant contributions	2	(2)	—	—	2	(2)	—	—
Benefits paid	(1,520)	1,506	—	(14)	(1,568)	1,556	—	(12)
Settlements paid	(394)	394	—	—	(1,187)	1,187	—	—
Transfer to Liabilities held for sale	—	—	—	—	(268)	126	—	(142)
Other changes	26	(29)	—	(3)	5	22	—	27
At December 31	€ 25,024	€ (20,729)	€ 18	€ 4,313	€ 22,767	€ (18,819)	€ 13	€ 3,961

Amounts recognized in the Consolidated Income Statement were as follows:

	Years ended December 31,		
	2019	2018	2017
	(€ million)		
Current service cost	€ 156	€ 172	€ 169
Interest expense	969	925	1,083
Interest income	(795)	(759)	(907)
Other administration costs	82	79	94
Past service costs/(credits) and (gains)/losses arising from settlements/curtailments	(14)	92	(3)
Items relating to discontinued operations	—	—	6
Total recognized in the Consolidated Income Statement	€ 398	€ 509	€ 442

During the year ended December 31, 2019, the Group entered into a buyout relating to its Canadian salaried defined benefit plan. A total of €325 million was paid to a third-party insurance company in settlement of FCA's obligations, resulting in a settlement loss of €6 million that was recognized within Selling, general and other in the Consolidated Income Statement for the year ended December 31, 2019.

During the year ended December 31, 2019, the Group also amended its U.S. defined benefit plan for salaried employees to allow certain terminated vested participants to accept a lump-sum amount. A total of €69 million was paid in December 2019 to those participants that accepted the offer. The plan amendment resulted in a settlement gain of €20 million that was recognized within Selling, general and other in the Consolidated Income Statement for the year ended December 31, 2019.

During the year ended December 31, 2018, the Group settled a portion of the supplemental retirement plan in North America, resulting in a refund of excess assets of €22 million. The corresponding settlement charge of €78 million was recognized within Selling, general and other in the Consolidated Income Statement for the year ended December 31, 2018.

During the year ended December 31, 2018, the Group also entered into an annuity buyout relating to two of its U.S. defined benefit plans. A total of €841 million was paid to a third-party insurance company in settlement of FCA's obligations, resulting in a settlement loss of €12 million that was recognized within Selling, general and other in the Consolidated Income Statement for the year ended December 31, 2018.

During the year ended December 31, 2017, the Group entered into an annuity buyout relating to two of its U.S. defined benefit plans. A total of €563 million was paid to a third-party insurance company in settlement of FCA's obligations, resulting in a settlement loss of €1 million that was recognized within Cost of revenues and Selling, general and other in the Consolidated Income Statement for the year ended December 31, 2017.

The fair value of plan assets by class was as follows:

	At December 31,			
	2019		2018	
	Amount	of which have a quoted market price in an active market	Amount	of which have a quoted market price in an active market
	(€ million)			
Cash and cash equivalents	€ 699	€ 681	€ 672	€ 615
U.S. equity securities	1,407	1,405	1,286	1,284
Non-U.S. equity securities	781	781	784	757
Commingled funds	1,596	422	1,833	606
Equity instruments	3,784	2,608	3,903	2,647
Government securities	3,179	1,191	2,717	916
Corporate bonds (including convertible and high yield bonds)	5,553	—	4,944	—
Other fixed income	1,536	174	1,307	86
Fixed income securities	10,268	1,365	8,968	1,002
Private equity funds	2,297	—	2,066	—
Commingled funds	65	62	56	53
Real estate funds	1,349	3	1,392	3
Hedge funds	2,072	38	1,676	26
Investment funds	5,783	103	5,190	82
Insurance contracts and other	195	66	86	12
Total fair value of plan assets	€ 20,729	€ 4,823	€ 18,819	€ 4,358

Non-U.S. equity securities are invested broadly in developed international and emerging markets. Fixed income securities are debt instruments primarily comprised of long-term U.S. Treasury and global government bonds, as well as U.S., developed international and emerging market companies' debt securities diversified by sector, geography and through a wide range of market capitalizations. Private equity funds include those in limited partnerships that invest primarily in the equity of companies that are not publicly traded on a stock exchange. Private debt funds include those in limited partnerships that invest primarily in the debt of companies and real estate developers. Commingled funds include common collective trust funds, mutual funds and other investment entities. Real estate fund investments include those in limited partnerships that invest in various commercial and residential real estate projects both domestically and internationally. Hedge fund investments include those seeking to maximize absolute return using a broad range of strategies to enhance returns and provide additional diversification.

The investment strategies and objectives for pension assets primarily in the U.S. and Canada reflect a balance of liability-hedging and return-seeking investment considerations. The investment objectives are to minimize the volatility of the value of pension assets relative to pension liabilities and to ensure that assets are sufficient to pay plan obligations. The objective of minimizing the volatility of assets relative to liabilities is addressed primarily through asset diversification, partial asset-liability matching and hedging. Assets are broadly diversified across many asset classes to achieve risk-adjusted returns that, in total, lower asset volatility relative to the liabilities. Additionally, in order to minimize pension asset volatility relative to the pension liabilities, a portion of the pension plan assets are allocated to fixed income securities. The Group policy for these plans ensures actual allocations are in line with target allocations as appropriate.

Assets are actively monitored and managed primarily by external investment managers. Investment managers are not permitted to invest outside of the asset class or strategy for which they have been appointed. The Group uses investment guidelines to ensure investment managers invest solely within the mandated investment strategy. Certain investment managers use derivative financial instruments to mitigate the risk of changes in interest rates and foreign currencies impacting the fair values of certain investments. Derivative financial instruments may also be used in place of physical securities when it is more cost-effective and/or efficient to do so. Plan assets do not include FCA shares or properties occupied by Group companies, with the possible exception of commingled investment vehicles where FCA does not control the investment guidelines.

Sources of potential risk in pension plan assets relate to market risk, interest rate risk and operating risk. Market risk is mitigated by diversification strategies and as a result, there are no significant concentrations of risk in terms of sector, industry, geography, market capitalization, manager or counterparty. Interest rate risk is mitigated by partial asset-liability matching. The fixed income target asset allocation partially matches the bond-like and long-dated nature of the pension liabilities. Interest rate increases generally will result in a decline in the fair value of the investments in fixed income securities and the present value of the obligations. Conversely, interest rate decreases will generally increase the fair value of the investments in fixed income securities and the present value of the obligations. Operating risks are mitigated through ongoing oversight of external investment managers' style adherence, team strength, firm health and internal controls.

The weighted average assumptions used to determine defined benefit obligations were as follows:

	At December 31,					
	2019			2018		
	U.S.	Canada	UK	U.S.	Canada	UK
Discount rate	3.3%	3.1%	2.0%	4.4%	3.8%	2.8%
Future salary increase rate	—%	3.5%	2.7%	—%	3.5%	3.0%

The average duration of U.S. and Canadian liabilities was approximately 11 years and 13 years, respectively. The average duration of UK pension liabilities was approximately 17 years.

Health care and life insurance plans

Liabilities arising from these unfunded plans comprise obligations for retiree health care and life insurance granted to employees and to retirees in the U.S. and Canada. Upon retirement from the Group, these employees may become eligible for continuation of certain benefits. Benefits and eligibility rules may be modified periodically. The expected benefit payments for unfunded health care and life insurance plans are as follows:

	Expected benefit payments	
	(€ million)	
2020	€	132
2021	€	131
2022	€	129
2023	€	129
2024	€	128
2025-2029	€	633

Changes in net defined benefit obligations for healthcare and life insurance plans were as follows:

	2019		2018	
	(€ million)			
Present value of obligations at January 1	€	2,216	€	2,279
Included in the Consolidated Income Statement		115		110
Included in Other comprehensive income:				
Actuarial (gains)/losses from:				
- Demographic and other assumptions		(215)		37
- Financial assumptions		251		(161)
Effect of movements in exchange rates		57		81
Other:				
Benefits paid		(135)		(128)
Transfer to Liabilities held for sale		—		(2)
Present value of obligations at December 31	€	2,289	€	2,216

Amounts recognized in the Consolidated Income Statement were as follows:

	Years ended December 31,		
	2019	2018	2017
	(€ million)		
Current service cost	€ 20	€ 22	€ 22
Interest expense	96	88	98
Past service costs/(credits) and losses/(gains) arising from settlements	(1)	—	—
Total recognized in the Consolidated Income Statement	€ 115	€ 110	€ 120

Health care and life insurance plans are accounted for on an actuarial basis, which requires the selection of various assumptions. In particular, it requires the use of estimates of the present value of the projected future payments to all participants, taking into consideration the likelihood of potential future events such as health care cost increases and demographic experience.

The weighted average assumptions used to determine the defined benefit obligations were as follows:

	At December 31,			
	2019		2018	
	U.S.	Canada	U.S.	Canada
Discount rate	3.4%	3.1%	4.4%	3.8%
Salary growth	1.5%	1.0%	1.5%	1.0%
Weighted average ultimate healthcare cost trend rate	4.4%	4.0%	4.4%	4.0%

The average duration of the U.S. and Canadian liabilities was approximately 12 years and 17 years, respectively.

The annual rate of increase in the per capita cost of covered U.S. health care benefits assumed for next year and used in the 2019 plan valuation was 5.3 percent (6.4 percent in 2018). The annual rate was assumed to decrease gradually to 3.9 percent through 2039 and remain at that level thereafter. The annual rate of increase in the per capita cost of covered Canadian health care benefits assumed for next year and used in the 2019 plan valuation was 4.4 percent (4.4 percent in 2018). The annual rate was assumed to decrease gradually to 4.0 percent through 2040 and remain at that level thereafter.

Other post-employment benefits

Other post-employment benefits comprises other employee benefits granted to Group employees in Europe and includes the Italian employee severance indemnity (*trattamento di fine rapporto*, or “TFR”) obligation required under Italian Law, amounting to €584 million at December 31, 2019 and €664 million at December 31, 2018.

The amount of TFR to which each employee is entitled must be paid when the employee leaves the Group and is calculated based on the period of employment and the taxable earnings of each employee. Under certain conditions, the entitlement may be partially advanced to an employee during their working life.

The legislation governing this scheme was amended by Law 296 of December 27, 2006 and subsequent decrees and regulations issued in 2007. Under these amendments, companies with at least 50 employees were obliged to transfer the TFR obligation to the “Treasury fund” managed by the Italian state-owned social security body (“INPS”) or to supplementary pension funds. Prior to the amendments, accruing TFR for employees of all Italian companies could be managed by the company itself. Consequently, the Italian companies’ obligation to INPS and the contributions to supplementary pension funds take the form of defined contribution plans under IAS 19 - *Employee Benefits*, whereas the amounts recorded in the provision for employee severance pay retain the nature of defined benefit plans. Accordingly, the provision for employee severance indemnity in Italy consisted of the residual TFR obligation through December 31, 2006. This is an unfunded defined benefit plan as the benefits have already been entirely earned, with the sole exception of future revaluations. Since 2007, the scheme has been classified as a defined contribution plan and the Group recognizes the associated cost over the period in which the employee renders service.

Changes in defined benefit obligations for other post-employment benefits were as follows:

	2019	2018
	(€ million)	
Present value of obligations at January 1	€ 819	€ 987
Included in the Consolidated Income Statement	20	23
Included in Other comprehensive income:		
Actuarial (gains)/losses from:		
- Demographic and other assumptions	11	2
- Financial assumptions	41	(5)
Effect of movements in exchange rates	3	(3)
Other:		
Benefits paid	(90)	(50)
Transfer to Liabilities held for sale	(20)	(98)
Other changes	9	(37)
Present value of obligations at December 31	€ 793	€ 819

Amounts recognized in the Consolidated Income Statement were as follows:

	Years ended December 31,		
	2019	2018	2017
	(€ million)		
Current service cost	€ 6	€ 9	€ 9
Interest expense	12	14	11
Past service costs/(credits) and losses/(gains) arising from settlements	1	—	—
Items relating to discontinued operations	1	—	3
Total recognized in the Consolidated Income Statement	€ 20	€ 23	€ 23

The discount rates used for the measurement of the Italian TFR obligation are based on yields of high-quality (AA rated) fixed income securities for which the timing and amounts of maturities match the timing and amounts of the projected benefit payments. For this plan, the single weighted average discount rate that reflects the estimated timing and amount of the scheme future benefit payments for 2019 was 0.6 percent (1.4 percent in 2018). The average duration of the Italian TFR is approximately 8 years. Retirement or employee leaving rates are developed to reflect actual and projected Group experience and legal requirements for retirement in Italy.

Other provisions for employees

Other provisions for employees primarily include long-term disability benefits, supplemental unemployment benefits, variable and other deferred compensation, as well as bonuses granted for tenure at the Company.

20. Provisions

Provisions consisted of the following:

	At December 31,					
	2019			2018 ⁽¹⁾		
	Current	Non-current	Total	Current	Non-current	Total
	(€ million)					
Product warranty and recall campaigns	€ 2,406	€ 3,900	€ 6,306	€ 2,745	€ 4,015	€ 6,760
Sales incentives	5,479	—	5,479	5,999	—	5,999
Legal proceedings and disputes ⁽¹⁾	303	222	525	760	280	1,040
Commercial risks	441	120	561	442	272	714
Restructuring	72	34	106	134	31	165
Other risks	277	751	1,028	314	815	1,129
Total Provisions	€ 8,978	€ 5,027	€ 14,005	€ 10,394	€ 5,413	€ 15,807

(1) Refer to Note 2, Basis of preparation.

Changes in Provisions were as follows:

	At January 1, 2019	Additional provisions	Settlements	Unused amounts	Translation differences	Transfer to Liabilities held for sale	Other changes	At December 31, 2019
	(€ million)							
Product warranty and recall campaigns	€ 6,760	€ 3,059	€ (3,655)	€ —	€ 145	€ —	€ (3)	€ 6,306
Sales incentives	5,999	14,864	(15,573)	63	131	—	(5)	5,479
Legal proceedings and disputes ⁽¹⁾	1,040	167	(680)	(24)	16	(18)	24	525
Commercial risks	714	353	(408)	(28)	12	(18)	(64)	561
Restructuring costs	165	118	(111)	(50)	1	(1)	(16)	106
Other risks	1,129	355	(334)	(63)	7	(17)	(49)	1,028
Total Provisions	€ 15,807	€ 18,916	€ (20,761)	€ (102)	€ 312	€ (54)	€ (113)	€ 14,005

(1) Refer to Note 2, Basis of preparation.

Product warranty and recall campaigns

At December 31, 2019, the Product warranty and recall campaigns provision decreased slightly primarily due to lower volumes in North America. During the year ended December 31, 2018, an additional amount of €114 million was accrued in relation to costs for recall campaigns related to Takata airbag inflators, net of recovery. The cash outflow for the non-current portion of the Product warranty and recall campaigns provision is primarily expected within a period through 2022.

Sales incentives

As described within Note 2, *Basis of preparation - Use of estimates*, the Group records the estimated cost of sales incentive programs offered to dealers and consumers as a reduction to revenue at the time of sale of the vehicle to the dealer.

Legal proceedings and disputes

As described within Note 2, *Basis of preparation - Use of estimates*, a provision for legal proceedings is recognized when it is deemed probable that the proceedings will result in an outflow of resources. As the ultimate outcome of pending litigation is uncertain, the timing of cash outflows for the Legal proceedings and disputes provision is also uncertain.

During the year ended December 31, 2019, approximately €0.5 billion of payments were made for civil, environmental and consumer claims related to U.S. diesel emissions matters accrued in 2018 (refer to Note 25, *Guarantees granted, commitments and contingent liabilities*).

None of the provisions within the total Legal proceedings and disputes provision are individually significant except for the remaining portion of the provision of €748 million recognized during the year ended December 31, 2018, for costs related to final settlements reached on civil, environmental and consumer claims related to U.S. diesel emissions matters (refer to Note 25, *Guarantees granted, commitments and contingent liabilities*).

Commercial risks

Commercial risks arise in connection with the sale of products and services, such as onerous maintenance contracts, and as a result of certain regulatory emission requirements. For items such as onerous maintenance contracts, a provision is recognized when the expected costs to complete the services under these contracts exceed the revenues expected to be realized. A provision for fines related to certain regulatory emission requirements that can be settled with cash fines is recognized at the time vehicles are sold based on the estimated cost to settle the obligation, measured as the sum of the cost of regulatory credits previously purchased plus the amount, if any, of the fine expected to be paid in cash. The cash outflow for the non-current portion of the Commercial risks provision is primarily expected within a period through 2022.

On July 12, 2019, the U.S. Department of Transportation's National Highway Traffic Safety Administration ("NHTSA") announced a final rule that retained the current fine rate applicable to automobile manufacturers that fail to meet Corporate Average Fuel Economy ("CAFE") standards through achievement of the targeted fleet fuel efficiency or remittance of CAFE credits. Prior to this final rule, FCA recorded a provision for estimated CAFE civil fines relating to 2019 model year vehicles for which CAFE credits were not expected to be available at the previously announced civil fine rate. As a result of the announced final rule, under IAS 37, the reduction of the civil fine rate resulted in a change in the estimated provision of €158 million relating to 2019 model year vehicles sold prior to March 31, 2019, which has been recognized as a reduction to *Cost of revenues* within the Consolidated Income Statement for the year ended December 31, 2019.

Restructuring costs

During the year ended December 31, 2019, a total provision for €118 million was recognized primarily for workforce restructuring costs, of which €56 million was recognized within LATAM, €36 million within EMEA and €23 million within North America (refer to Note 28, *Segment reporting*).

Other risks

Other risks includes, among other items: provisions for disputes with suppliers related to supply contracts or other matters that are not subject to legal proceedings, provisions for product liabilities arising from personal injuries including wrongful death and potential exemplary or punitive damages alleged to be the result of product defects, disputes with other parties relating to contracts or other matters not subject to legal proceedings and management's best estimate of the Group's probable environmental obligations, which also includes costs related to claims on environmental matters. The cash outflow for the non-current portion of the Other risks provision is primarily expected within a period through 2022.

21. Debt

Debt classified within current liabilities includes short-term borrowings from banks and other financing with an original maturity date falling within twelve months, as well as the current portion of long-term debt. Debt classified within non-current liabilities includes borrowings from banks and other financing with maturity dates greater than twelve months (long-term debt), net of the current portion.

The following table summarizes the Group's current and non-current Debt by maturity date (amounts include accrued interest):

	At December 31,									
	2019				2018					
	Due within one year (current)	Due between one and five years	Due beyond five years	Total (non-current)	Total Debt	Due within one year (current)	Due between one and five years	Due beyond five years	Total (non-current)	Total Debt
	(€ million)									
Notes	€ 1,450	€ 4,942	€ —	€ 4,942	€ 6,392	€ 1,598	€ 4,977	€ 1,250	€ 6,227	€ 7,825
Borrowings from banks ⁽¹⁾	2,097	1,511	88	1,599	3,696	2,928	1,987	190	2,177	5,105
Asset-backed financing (Note 15)	151	—	—	—	151	457	—	—	—	457
Lease liabilities	360	705	575	1,280	1,640	56	131	74	205	261
Other debt ⁽¹⁾	818	204	—	204	1,022	822	45	13	58	880
Total Debt	€ 4,876	€ 7,362	€ 663	€ 8,025	€ 12,901	€ 5,861	€ 7,140	€ 1,527	€ 8,667	€ 14,528

(1) Borrowings from banks and Other debt as previously reported included €261 million of finance lease liabilities recognized in accordance with IAS 17. These amounts have been reclassified into the line item Lease liabilities at December 31, 2018. Refer to Note 2., Basis of preparation for additional information on the adoption of IFRS 16.

Notes

The following table summarizes the notes outstanding at December 31, 2019 and 2018:

	Currency	Face value of outstanding notes (million)	Coupon %	Maturity	At December 31,	
					2019	2018
Medium Term Note Programme:					(€ million)	
Fiat Chrysler Finance Europe SENC ⁽¹⁾	CHF	250	3.125	September 30, 2019	—	222
Fiat Chrysler Finance Europe SENC ⁽²⁾	EUR	1,250	6.750	October 14, 2019	—	1,250
Fiat Chrysler Finance Europe SENC ⁽²⁾	EUR	1,000	4.750	March 22, 2021	1,000	1,000
Fiat Chrysler Finance Europe SENC ⁽²⁾	EUR	1,350	4.750	July 15, 2022	1,350	1,350
FCA NV ⁽²⁾	EUR	1,250	3.750	March 29, 2024	1,250	1,250
Other ⁽³⁾	EUR	7			7	7
Total Medium Term Note Programme					3,607	5,079
Other Notes:						
FCA NV ⁽²⁾	U.S.\$	1,500	4.500	April 15, 2020	1,335	1,310
FCA NV ⁽²⁾	U.S.\$	1,500	5.250	April 15, 2023	1,335	1,310
Total Other Notes					2,670	2,620
Hedging effect, accrued interest and amortized cost valuation					115	126
Total Notes					€ 6,392	€ 7,825

(1) Listing on the SIX Swiss Exchange was obtained.

(2) Listing on the Irish Stock Exchange was obtained.

(3) Medium Term Notes with amounts outstanding equal to or less than the equivalent of €50 million.

Notes Issued Through the Medium Term Note Programme

Certain notes issued by the Group are governed by the terms and conditions of the Medium Term Note (“MTN”) Programme (previously known as the Global Medium Term Note Programme, or “GMTN” Programme). A maximum of €20 billion may be used under this programme, of which notes of €3.6 billion were outstanding at December 31, 2019 (€5.1 billion at December 31, 2018). Notes under the MTN Programme are issued, or otherwise guaranteed, by FCA NV. From time to time, we may buy back notes in the market that have been issued. Such buybacks, if made, depend upon market conditions, the Group's financial situation and other factors which could affect such decisions.

Changes in notes issued under the MTN Programme during the year ended December 31, 2019 were due to the repayment at maturity:

- in September 2019 of a note with a principal amount of CHF 250 million; and
- in October 2019 of a note with a principal amount of €1,250 million.

Changes in notes issued under the MTN Programme during the year ended December 31, 2018 were due to the repayment at maturity:

- in March 2018 of a note with a principal amount of €1,250 million; and
- in July 2018 of a note with a principal amount of €600 million.

Notes issued under the MTN Programme impose covenants on the issuer and, in certain cases, on FCA NV as guarantor, which include: (i) negative pledge clauses which require that in the case that any security interest upon assets of the issuer and/or FCA NV is granted in connection with other notes or debt securities having the same ranking, such a security should be equally and ratably extended to the outstanding notes; (ii) *pari passu* clauses, under which the notes rank and will rank *pari passu* with all other present and future unsubordinated and unsecured obligations of the issuer and/or FCA NV; (iii) periodic disclosure obligations; (iv) cross-default clauses which require immediate repayment of the notes under certain events of default on other financial instruments issued by FCA's main entities; and (v) other clauses that are generally applicable to securities of a similar type. A breach of these covenants may require the early repayment of the notes. As of December 31, 2019, FCA was in compliance with the covenants under the MTN Programme.

Other Notes

In 2015, FCA NV issued U.S.\$1.5 billion (€1.4 billion) principal amount of 4.5 percent unsecured senior debt securities due April 15, 2020 (the “2020 Notes”) and U.S.\$1.5 billion (€1.4 billion) principal amount of 5.25 percent unsecured senior debt securities due April 15, 2023 (the “2023 Notes”) at an issue price of 100 percent of their principal amount. The 2020 Notes and the 2023 Notes, collectively referred to as the “Notes”, rank *pari passu* in right of payment with respect to all of FCA NV's existing and future senior unsecured indebtedness and senior in right of payment to any of FCA NV's future subordinated indebtedness and existing indebtedness, which is by its terms subordinated in right of payment to the Notes. Interest on the 2020 Notes and the 2023 Notes is payable semi-annually in April and October.

The Notes impose covenants on FCA NV including: (i) negative pledge clauses which require that in the case that any security interest upon assets of FCA NV is granted in connection with other notes or debt securities having the same ranking, such a security should be equally and ratably extended to the outstanding Notes; (ii) *pari passu* clauses, under which the Notes rank and will rank *pari passu* with all other present and future unsubordinated and unsecured obligations of FCA NV; (iii) periodic disclosure obligations; (iv) cross-default clauses which require immediate repayment of the Notes under certain events of default on other financial instruments issued by FCA's main entities; and (v) other clauses that are generally applicable to securities of a similar type. A breach of these covenants may require the early repayment of the Notes. As of December 31, 2019, FCA was in compliance with the covenants of the Notes.

Fiat Chrysler Finance US Inc.

On March 6, 2017, Fiat Chrysler Finance US Inc. (“FCF US”) was incorporated under the laws of Delaware and became an indirect, 100 percent owned subsidiary of the Company. On May 9, 2017, FCF US and the Company filed an automatically effective shelf registration statement with the SEC on Form F-3. If FCF US issues debt securities, they will be fully and unconditionally guaranteed by the Company. No other subsidiary of the Company will guarantee such indebtedness.

Borrowings from banks

FCA US Tranche B Term Loans

On November 13, 2018, FCA US prepaid the U.S.\$1,009 million (€893 million) outstanding principal and accrued interest on its Tranche B term loan maturing December 31, 2018 (the “Tranche B Term Loan due 2018”). The prepayment was made with cash on hand and resulted in a €1 million loss on extinguishment.

At December 31, 2017, €836 million, including accrued interest, was outstanding under FCA US's Tranche B Term Loan maturing December 31, 2018. On February 24, 2017, FCA US prepaid the U.S.\$1,826 million (€1,721 million) outstanding principal and accrued interest on its tranche B term loan maturing May 24, 2017 (the “Tranche B Term Loan due 2017”). The prepayment was made with cash on hand and resulted in a €3 million loss on extinguishment. On April 12, 2017, FCA US amended the credit agreement that governs the Tranche B Term Loan due 2018, reducing the applicable interest rate spreads by 0.50 percent per annum and reduced the LIBOR floor by 0.75 percent per annum, to 0.00 percent. For the years ended December 31, 2018 and 2017, interest was accrued based on LIBOR.

European Investment Bank Borrowings

FCA has financing agreements with the European Investment Bank (“EIB”) for a total of €0.4 billion outstanding at December 31, 2019 (€0.7 billion outstanding at December 31, 2018), which included the residual debt due under the following facilities:

- €500 million (amortizing in installments up to June 2021), entered into in May 2011 (guaranteed by SACE and the Serbian Authorities) for an investment program relating to the modernization and expansion of production capacity of an automotive plant in Serbia; and
- €420 million (maturing in June 2022), entered into in June 2018 to support research and development projects to be implemented by FCA during the period 2018-2020.

Brazil

Our Brazilian subsidiaries have access to various local bank facilities in order to fund investments and operations. Total debt outstanding under those facilities amounted to a principal amount of €1.8 billion at December 31, 2019 (€2.3 billion at December 31, 2018). The loans primarily include subsidized loans granted by public financing institutions, such as Banco Nacional do Desenvolvimento (“BNDES”), with the aim to support industrial projects in certain areas. This has provided the Group with the opportunity to fund large investments in Brazil with loans of sizeable amounts at attractive rates. At December 31, 2019, outstanding subsidized loans amounted to €1.1 billion (€1.4 billion at December 31, 2018), of which approximately €0.8 billion (€1.0 billion at December 31, 2018) related to the construction of the plant in Pernambuco (Brazil), which was supported by subsidized credit lines totaling Brazilian Real (“BRL”) 6.5 billion (€1.5 billion). Approximately €0.1 billion (€0.1 billion at December 31, 2018) of committed credit lines contracted to fund scheduled investments in the area were undrawn at December 31, 2019.

Revolving Credit Facilities

In March 2019, the Group amended its syndicated revolving credit facility originally signed in June 2015 and previously amended in March 2017 and March 2018 (as amended, the “RCF”). The amendment extended the RCF’s final maturity to March 2024. The RCF is available for general corporate purposes and for the working capital needs of the Group and is structured in two tranches: €3.125 billion, with a 37-month tenor and two extension options of 1-year and of 11-months exercisable on the first and second anniversary of the amendment signing date, respectively, and €3.125 billion, with a 60-month tenor. This amendment was accounted for as a debt modification and, as a result, the new costs associated with the March 2019 amendment as well as the remaining unamortized debt issuance costs related to the original €5.0 billion RCF and the previous March 2017 and March 2018 amendments are amortized over the life of the amended RCF.

In the March 2018 amendment, the amended RCF's final maturity was extended to March 2023. The amendment was accounted for as a debt modification and, as a result, the new costs associated with the March 2018 amendment as well as the remaining unamortized debt issuance costs related to the original €5.0 billion RCF and the previous March 2017 amendment, are amortized over the life of the amended RCF.

The covenants of the RCF include financial covenants as well as negative pledge, *pari passu*, cross-default and change of control clauses. Failure to comply with these covenants, and in certain cases if not suitably remedied, can lead to the requirement of early repayment of any outstanding amounts. As of December 31, 2019, FCA was in compliance with the covenants of the RCF.

At December 31, 2019, undrawn committed credit lines totaling €7.6 billion included the €6.25 billion RCF and approximately €1.3 billion of other revolving credit facilities. At December 31, 2018, undrawn committed credit lines totaling €7.7 billion included the €6.25 billion RCF and approximately €1.5 billion of other revolving credit facilities.

Mexico Bank Loan

FCA Mexico, S.A. de C.V. (“FCA Mexico”), our principal operating subsidiary in Mexico, has a non-revolving loan agreement (“Mexico Bank Loan”) maturing on March 20, 2022 and bears interest at one-month LIBOR plus 3.35 percent per annum. At December 31, 2019, the Mexico Bank Loan had an outstanding balance of €0.2 billion (€0.3 billion at December 31, 2018). As of December 31, 2019, we may prepay all or any portion of the loan without premium or penalty. The Mexico Bank Loan requires FCA Mexico to maintain certain fixed assets as collateral and comply with certain covenants, including, but not limited to, financial maintenance covenants, limitations on liens, incurrence of debt and asset sales. As of December 31, 2019, FCA Mexico was in compliance with the covenants under the Mexico Bank Loan.

Asset-backed financing

Asset-backed financing represents the amount of financing received through factoring transactions which do not meet the IFRS 9 derecognition requirements and are recognized with assets of the same amount of €151 million at December 31, 2019 (€457 million at December 31, 2018) within Trade and other receivables in the Consolidated Statement of Financial Position (Note 15, *Trade, other receivables and tax receivables*).

Other debt

During the year ended December 31, 2017, FCA US's Canadian subsidiary made payments on the Canada Health Care Trust (“HCT”) Tranche B Note totaling €272 million, which included a scheduled payment of principal and accrued interest and the prepayment of the remaining scheduled payments due on the note. The prepayment of €226 million was accounted for as a debt extinguishment and, as a result, a gain on extinguishment of €9 million was recorded within Net financial expenses in the Consolidated Income Statement for the year ended December 31, 2017. This Canada HCT Note represented FCA US’s principal Canadian subsidiary’s remaining financial liability to the Canadian Health Care Trust arising from the settlement of its obligations for postretirement health care benefits for the National Automobile, Aerospace, Transportation and General Workers Union of Canada “CAW” (now part of Unifor), which represented employees, retirees and dependents.

Other debt also includes funds raised from financial services companies, primarily in Latin America, and deposits from dealers in Brazil and China.

Lease liabilities

The following table summarizes the Group's current and non-current lease liabilities:

Lease liabilities included in the Statement of Financial Position

	At December 31, 2019	
	(€ million)	
Long-term debt (non-current)	€	1,280
Short-term debt and current portion of long-term debt (current)	€	360

Maturity analysis - contractual undiscounted cash flows

	At December 31, 2019	
	(€ million)	
Due within one year	€	430
Due between one and five years		905
Due beyond five years		811
Total undiscounted lease liabilities	€	2,146

In addition, the Group has entered into commitments relating to leases not yet commenced of €399 million, of which the most significant related to the investments in manufacturing facilities in Michigan, USA. In addition to the above, the Group entered into non-cancellable short term leases, which have not been classified as lease liabilities, of €28 million which is expected to be settled within the next 12 months.

Debt secured by assets

At December 31, 2019, debt secured by assets of the Group amounted to €674 million (€834 million at December 31, 2018), excluding the Lease liabilities as described above, mainly related to subsidized financing in Latin America, Mexico and India.

The total carrying amount of assets acting as security for loans for the Group amounted to €1,637 million, excluding the Right-of-use assets as described in Note 11, *Property, plant and equipment*, at December 31, 2019 (€2,214 million at December 31, 2018).

22. Other liabilities and Tax liabilities

Other liabilities consisted of the following:

	At December 31,					
	2019			2018		
	Current	Non-current	Total	Current	Non-current	Total
	(€ million)					
Payables for GDP and buy-back agreements	€ 2,210	€ —	€ 2,210	€ 2,362	€ —	€ 2,362
Accrued expenses and deferred income	769	674	1,443	783	697	1,480
Indirect tax payables	501	14	515	681	16	697
Payables to personnel	1,008	15	1,023	956	16	972
Social security payables	258	4	262	265	4	269
Construction contract liabilities (Note 14)	83	—	83	93	—	93
Service contract liability	621	1,530	2,151	568	1,521	2,089
Other	1,338	189	1,527	1,349	198	1,547
Total Other liabilities	€ 6,788	€ 2,426	€ 9,214	€ 7,057	€ 2,452	€ 9,509

Other liabilities (excluding Accrued expenses, Deferred income and Service contract liability) by due date were as follows:

	At December 31,									
	2019				2018					
	Total due within one year (Current)	Due between one and five years	Due beyond five years	Total due after one year (Non-Current)	Total	Total due within one year (Current)	Due between one and five years	Due beyond five years	Total due after one year (Non-Current)	Total
	(€ million)									
Other liabilities (excluding Accrued expenses, deferred income and service contract liability)	€ 5,398	€ 201	€ 21	€ 222	€ 5,620	€ 5,706	€ 221	€ 13	€ 234	€ 5,940

Payables for GDP and buy-back agreements relate to buy-back agreements entered into by the Group and includes the price received for the product, recognized as an advance at the date of the sale and, subsequently, the repurchase price and the remaining lease installments yet to be recognized.

Accrued expenses and deferred income includes the remaining portion of government grants that will be recognized as income in the Consolidated Income Statement over the same periods as the related costs which they are intended to offset.

On March 15, 2017, the Brazilian Supreme Court ruled that state value added tax should be excluded from the basis for calculating a federal tax on revenue. At June 30, 2017, the Group determined that the likelihood of economic outflow related to such indirect taxes was no longer probable and the total liability of €895 million that FCA had accrued but not paid for such taxes for the period from 2007 to 2014 was reversed. Due to the materiality of this item and its effect on our results, the amount is presented separately in the line Reversal of a Brazilian indirect tax liability in the Consolidated Income Statement for the year ended December 31, 2017, and is composed of €547 million, originally recognized as a reduction to Net revenues, and €348 million, originally recognized within Net financial expenses. The Brazilian Supreme Court issued summary written minutes of its ruling on September 29, 2017 and Trial Minutes on October 2, 2017. On October 19, 2017, the Brazilian government filed its appeal against the PIS/COFINS over ICMS decision. At December 31, 2017, due to the uncertainty of scope of the application of the Supreme Court ruling taking into account the government's appeal and request for modulation, and due to Brazil's current heightened political and economic uncertainty, management believed a risk of economic outflow was still greater than remote. On August 18, 2018, the litigation concerning PIS over ICMS had its final and definitive favorable decision. At September 30, 2018, the Group determined that the likelihood of economic outflow related to such indirect taxes was no longer probable and the total liability of €54 million accrued and paid would be recovered.

In March 2019, a final and definitive favorable decision was made in respect of the COFINS over ICMS element of the litigation, relating to amounts previously paid but not recovered for the period between May 2004 to December 2014. During the year ended December 31, 2019, total credits and the related receivable of €164 million were recognized, which were excluded from Adjusted EBIT (refer to Note 28, *Segment reporting*). On December 17, 2019, the Brazilian courts indicated that it would render a decision on the Brazilian government's appeal regarding the 2017 Supreme Court's decision with respect to the calculation of the state value added tax in the basis for federal tax on revenue on April 1, 2020. During the three months ended September 30, 2019, the Brazilian courts indicated they would render a judgment on December 5, 2019. We continue to believe our position is supported by both the facts and the receipt of final and definitive rulings from the courts. However, due to the uncertainty of the Supreme Court's application of the government's appeal and request for modulation, and due to Brazil's current heightened political and economic uncertainty, we continue to believe that the risk of economic outflow is greater than remote.

Service contract liability

The service contract liability is mainly comprised of maintenance plans and extended warranties. Changes in the Group's service contract liability for the year ended December 31, 2019, were as follows:

	At January 1, 2019	Advances received from customers	Amounts recognized within revenue	Transfers to Assets/ (Liabilities) held for sale	Other Changes	At December 31, 2019
	(€ million)					
Service contract liability	€ 2,089	€ 839	€ (721)	€ —	€ (56)	€ 2,151

Of the total Service contract liability at December 31, 2019, the Group expects to recognize approximately €514 million in 2020, €483 million in 2021, €403 million in 2022 and €751 million thereafter.

Tax liabilities

Tax liabilities by due date were as follows:

	At December 31,									
	2019				2018 ⁽¹⁾					
	Total due within one year (Current)	Due between one and five years	Due beyond five years	Total due after one year (Non-Current)	Total	Total due within one year (Current)	Due between one and five years	Due beyond five years	Total due after one year (Non-Current)	Total
	(€ million)									
Tax liabilities ⁽¹⁾	€ 122	€ 276	€ 2	€ 278	€ 400	€ 203	€ 149	€ —	€ 149	€ 352

(1) Refer to Note 2, Basis of preparation.

23. Fair value measurement

Assets and liabilities that are measured at fair value on a recurring basis

The following table shows the fair value hierarchy, based on observable and unobservable inputs, for financial assets and liabilities that are measured at fair value on a recurring basis:

Note	At December 31,								
	2019				2018				
	Level 1	Level 2	Level 3	Total	Level 1	Level 2	Level 3	Total	
	(€ million)								
Debt securities and equity instruments measured at FVOCI	13	€ 3	€ 21	€ 13	€ 37	€ 3	€ 15	€ 13	€ 31
Debt securities and equity instruments measured at FVPL	13	277	—	15	292	270	—	3	273
Derivative financial assets	16	—	98	—	98	—	256	41	297
Collateral deposits	13	42	—	—	42	61	—	—	61
Receivables from financing activities	15	—	—	580	580	—	—	973	973
Trade receivables	15	—	19	—	19	—	65	—	65
Other receivables	15	—	—	69	69	—	—	—	—
Money market securities	17	2,293	—	—	2,293	4,352	—	—	4,352
Total Assets		€ 2,615	€ 138	€ 677	€ 3,430	€ 4,686	€ 336	€ 1,030	€ 6,052
Derivative financial liabilities	16	—	318	—	318	—	205	2	207
Total Liabilities		€ —	€ 318	€ —	€ 318	€ —	€ 205	€ 2	€ 207

The fair value of derivative financial assets and liabilities is measured by taking into consideration market parameters at the balance sheet date and using valuation techniques widely accepted in the financial business environment, as described below:

- the fair value of forward contracts, swaps and options hedging currency risk is determined by using valuation techniques common in the financial markets and taking market parameters at the balance sheet date (in particular, exchange rates, interest rates and volatility rates);
- the fair value of interest rate swaps and forward rate agreements is determined by taking the prevailing interest rates at the balance sheet date and using the discounted expected cash flow method;
- the fair value of combined interest rate and currency swaps is determined using the exchange and interest rates prevailing at the balance sheet date and the discounted expected cash flow method; and
- the fair value of swaps and options hedging commodity price risk is determined by using valuation techniques common in the financial markets and taking market parameters at the balance sheet date (in particular, underlying prices, interest rates and volatility rates).

The fair value of money market securities is also based on available market quotations. Where appropriate, the fair value of cash equivalents is determined with discounted expected cash flow techniques using observable market yields (categorized as Level 2).

The fair value of Receivables from financing activities, which are classified in Level 3 of the fair value hierarchy, has been estimated using discounted cash flow models. The most significant inputs used in this measurement are market discount rates that reflect conditions applied in various reference markets on receivables with similar characteristics, adjusted in order to take into account the credit risk of the counterparties.

The fair value of Other receivables, which relates to the contingent consideration receivable from the sale of Magneti Marelli (refer to Note 3, *Scope of consolidation*), is classified in Level 3 of the fair value hierarchy and has been estimated using discounted cash flow models. The most significant inputs used in this measurement are market discount rates.

For assets and liabilities recognized in the financial statements at fair value on a recurring basis, the Group determines whether transfers have occurred between levels in the hierarchy by re-assessing categorization at the end of each reporting period. In 2019, €14 million of derivative financial assets and liabilities were transferred from Level 3 to Level 2 in the fair value hierarchy primarily as a result of a change in valuation input for certain precious metals to utilize observable inputs.

The following table provides a reconciliation of the changes in items measured at fair value and categorized within Level 3:

	Receivables from financing activities	Debt securities and equity instruments	Derivative financial assets/ (liabilities)	Other receivables
	(€ million)			
At January 1, 2019	€ 973	€ 16	€ 39	€ —
Gains/(Losses) recognized in Consolidated Income Statement	—	1	56	(1)
Losses recognized in Other comprehensive income/(loss)	—	—	(15)	—
Issues/Settlements	(393)	—	(66)	70
Purchases/Sales	—	11	—	—
Transfers from Level 3	—	—	(14)	—
At December 31, 2019	€ 580	€ 28	€ —	€ 69
	Receivables from financing activities	Debt securities and equity instruments	Derivative financial assets/ (liabilities)	Other receivables
	(€ million)			
At January 1, 2018	€ 700	€ 45	€ 29	€ —
Gains/(Losses) recognized in Consolidated Income Statement	—	(1)	30	—
Gains recognized in Other comprehensive income/(loss)	—	—	9	—
Issues/Settlements	273	—	(29)	—
Transfers to Assets/(Liabilities) held for sale	—	(28)	—	—
At December 31, 2018	€ 973	€ 16	€ 39	€ —

The gains/(losses) included in the Consolidated Income Statements were recognized within Cost of revenues. Of the total gains/(losses) recognized in Other comprehensive income, €15 million was recognized within Cash flow reserves and no amounts were recognized within Currency translation differences.

Assets and liabilities not measured at fair value on recurring basis

The carrying value of debt securities measured at amortized cost, financial receivables, current receivables and payables is a reasonable approximation of fair value as the present value of future cash flows does not differ significantly from the carrying amount.

The carrying value of Cash at banks and Other cash equivalents usually approximates fair value due to the short maturity of these instruments (refer to Note 17, *Cash and cash equivalents*).

The following table provides the carrying amount and fair value of financial assets and liabilities not measured at fair value on a recurring basis:

	Note	At December 31,			
		2019		2018	
		Carrying amount	Fair Value	Carrying amount	Fair Value
(€ million)					
Dealer financing		€ 1,737	€ 1,736	€ 1,681	€ 1,682
Retail financing		613	608	601	584
Finance lease		3	3	3	3
Other receivables from financing activities		222	222	356	355
Total Receivables from financing activities⁽¹⁾	15	€ 2,575	€ 2,569	€ 2,641	€ 2,624
Asset backed financing		€ 151	€ 151	€ 457	€ 457
Notes		6,392	6,900	7,825	8,152
Borrowings from banks & Other debt		4,718	4,724	5,985	5,968
Lease liabilities		1,640	1,640	261	261
Total Debt	21	€ 12,901	€ 13,415	€ 14,528	€ 14,838

(1) Amount excludes receivables measured at FVPL

The fair value of Receivables from financing activities, which are categorized within Level 3 of the fair value hierarchy, has been estimated with discounted cash flows models. The most significant inputs used in this measurement are market discount rates that reflect conditions applied in various reference markets on receivables with similar characteristics, adjusted in order to take into account the credit risk of the counterparties.

Notes that are traded in active markets for which close or last trade pricing is available are classified within Level 1 of the fair value hierarchy. Notes for which such prices are not available are valued at the last available price or based on quotes received from independent pricing services or from dealers who trade in such securities and are categorized as Level 2. At December 31, 2019, €6,893 million and €7 million of notes were classified within Level 1 and Level 2, respectively. At December 31, 2018, €8,145 million and €7 million of notes were classified within Level 1 and Level 2, respectively.

The fair value of Other debt included in Level 2 of the fair value hierarchy has been estimated using discounted cash flow models. The main inputs used are year-end market interest rates, adjusted for market expectations of the Group's non-performance risk implied in quoted prices of traded securities issued by the Group and existing credit derivatives on Group liabilities. The fair value of Other debt that requires significant adjustment using unobservable inputs is categorized within Level 3. At December 31, 2019, €3,865 million and €859 million of Other Debt was classified within Level 2 and Level 3, respectively. At December 31, 2018, €5,241 million and €988 million of Other Debt was classified within Level 2 and Level 3, respectively.

The fair value of Lease liabilities classified within Level 3 of the fair value hierarchy has been estimated using discounted cash flow models that require significant adjustments using unobservable inputs. At December 31, 2019, €1,640 million of Lease liabilities were classified within Level 3, of which €75 million were previously classified within Level 2. At December 31, 2018, €75 million and €186 million of Lease liabilities were classified within Level 2 and Level 3, respectively.

24. Related party transactions

In accordance with IAS 24 - *Related Party Disclosures*, the related parties of the Group are determined as those entities and individuals capable of exercising control, joint control or significant influence over the Group and its subsidiaries. Related parties include companies belonging to Exor N.V. (the largest shareholder of FCA through its 28.66 percent common shares shareholding interest and 41.74 percent voting power at December 31, 2019), which include Ferrari N.V. and CNH Industrial N.V. (“CNHI”). Related parties also include associates, joint ventures and unconsolidated subsidiaries of the Group, members of the FCA Board of Directors, executives with strategic responsibilities and certain members of their families.

Transactions carried out by the Group with its related parties are on commercial terms that are normal in the respective markets, considering the characteristics of the goods or services involved, and primarily relate to:

- the purchase of engines and engine components for Maserati vehicles from Ferrari N.V.;
- the purchase of powertrain systems for light commercial vehicles from CNHI;
- the sale of powertrain and other components to the companies of CNHI;
- the provision of services (accounting, payroll, tax administration, information technology and security) to the companies of CNHI;
- the sale of vehicles to the leasing and renting subsidiaries of the joint ventures FCA Bank and Koç Fiat Kredi;
- the sale of engines, other components and production systems to and the purchase of light commercial vehicles from Sevel S.p.A., a 50 percent owned joint operation with Groupe PSA, based in Atessa, Italy;
- the purchase of light commercial vehicles and passenger cars from the joint venture Tofas;
- the provision of services and the sale of goods to the GAC FCA JV;
- the purchase of vehicles from, the provision of services and the sale of goods to the joint operation Fiat India Automobiles Private Limited; and
- the sale of automotive lighting and automotive components, which was included within discontinued operations, to Ferrari N.V.

The most significant financial transactions with related parties generated Receivables from financing activities of the Group’s financial services companies from joint ventures and Asset-backed financing relating to amounts due to FCA Bank for the sale of receivables, which do not qualify for derecognition under IFRS 9 – *Financial Instruments*.

The amounts for significant transactions with related parties recognized in the Consolidated Income Statements were as follows:

	Years ended December 31,											
	2019				2018				2017			
	Net Revenues	Cost of revenues	Selling, general and other costs, net	Net Financial expenses/(income)	Net Revenues	Cost of revenues	Selling, general and other costs, net	Net Financial expenses/(income)	Net Revenues	Cost of revenues	Selling, general and other costs, net	Net Financial expenses
	(€ million)											
Tofas	€ 728	€ 2,086	€ 9	€ —	€ 926	€ 2,572	€ 7	€ —	€ 1,287	€ 2,779	€ 9	€ —
Sevel S.p.A.	205	1	5	—	402	1	4	—	392	—	5	—
FCA Bank	1,686	23	(19)	52	1,611	28	(21)	56	1,715	26	(20)	36
GAC FCA JV	151	—	(36)	—	419	11	(49)	—	569	—	(105)	—
Fiat India Automobiles Limited	2	—	—	—	2	—	—	—	25	1	—	—
Other	2	—	—	(1)	27	6	(4)	1	35	2	(4)	2
Total joint arrangements	2,774	2,110	(41)	51	3,387	2,618	(63)	57	4,023	2,808	(115)	38
Total associates	17	186	(1)	—	30	229	(2)	(1)	73	52	(3)	(1)
CNHI	357	332	11	—	501	326	6	—	526	329	2	—
Ferrari N.V.	30	144	1	—	64	218	4	—	82	320	1	—
Directors and Key Management	—	—	82	—	—	—	77	—	—	—	114	—
Other	5	—	37	—	2	—	26	—	1	—	26	—
Total CNHI, Ferrari, Directors and other	392	476	131	—	567	544	113	—	609	649	143	—
Total unconsolidated subsidiaries	6	7	4	—	7	8	4	1	61	8	3	1
Total transactions with related parties	€ 3,189	€ 2,779	€ 93	€ 51	€ 3,991	€ 3,399	€ 52	€ 57	€ 4,766	€ 3,517	€ 28	€ 38
Total for the Group	€ 108,187	€ 93,164	€ 6,455	€ 1,005	€ 110,412	€ 95,011	€ 7,318	€ 1,056	€ 105,730	€ 89,710	€ 7,177	€ 1,345

Assets and liabilities from significant transactions with related parties were as follows:

	At December 31,									
	2019					2018				
	Trade and other receivables	Trade payables	Other liabilities	Asset-backed financing	Debt ⁽¹⁾	Trade and other receivables	Trade payables	Other liabilities	Asset-backed financing	Debt ⁽¹⁾
	(€ million)									
Tofas	€ 18	€ 171	€ 39	€ —	€ —	€ 11	€ 176	€ 40	€ —	€ —
Sevel S.p.A.	28	—	1	—	13	20	—	2	—	11
FCA Bank	278	139	151	141	181	395	258	232	449	28
GAC FCA JV	62	11	—	—	—	63	22	1	—	—
Fiat India Automobiles Limited	1	—	8	—	—	0	—	6	—	—
Other	—	—	—	—	—	19	1	—	—	—
Total joint arrangements	387	321	199	141	194	508	457	281	449	39
Total associates	45	41	8	—	—	34	33	10	—	—
CNHI	49	87	11	—	—	53	71	12	—	—
Ferrari N.V.	12	49	—	—	—	25	45	3	—	—
Other	4	13	—	—	—	2	2	—	—	—
Total CNHI, Ferrari N.V. and other	65	149	11	—	—	80	118	15	—	—
Total unconsolidated subsidiaries	16	9	1	—	22	17	7	1	—	26
Total originating from related parties	€ 513	€ 520	€ 219	€ 141	€ 216	€ 639	€ 615	€ 307	€ 449	€ 65
Total for the Group	€ 9,004	€ 21,616	€ 9,214	€ 151	€ 12,750	€ 8,672	€ 19,229	€ 9,509	€ 457	€ 14,071

(1) Relating to Debt excluding Asset-backed financing, refer to Note, 21 Debt.

Commitments and Guarantees

As of December 31, 2019, the Group had a take-or-pay commitment with Tofas with future minimum expected obligations as follows:

	(€ million)	
2020	€	280
2021	€	257
2022	€	153

We provided guarantees to FCA Bank related to certain dealer financing arrangements FCA Bank has with dealers. The amount of the guarantees outstanding at December 31, 2019 was approximately €19 million. The fair value of these guarantees is immaterial due to the value of vehicles in the dealers' stock pledged to FCA.

Compensation to Directors and Key Management

The fees of the Directors of the Group for carrying out their respective functions, including those in other consolidated companies, were as follows:

	Years ended December 31,		
	2019	2018	2017
	(€ thousand)		
Directors ⁽¹⁾	€ 23,050	€ 18,830	€ 29,861
Total Compensation	€ 23,050	€ 18,830	€ 29,861

(1) Including the notional compensation cost arising from long-term share-based compensation granted to the Chairman, the Chief Executive Officer and the Chief Financial Officer.

Refer to Note 18, *Share-based compensation*, for information related to the special recognition award granted to the former Chief Executive Officer on April 16, 2015 and the PSU and RSU awards granted to certain key employees.

The aggregate compensation expense for remaining executives with strategic responsibilities was approximately €59 million for 2019 (€58 million in 2018 and €81 million in 2017), which, in addition to base compensation, included:

- approximately €30 million in 2019 (approximately €28 million in 2018 and approximately €49 million in 2017) for share-based compensation expense;
- approximately €6 million in 2019 (approximately €7 million in 2018 and approximately €8 million in 2017) for short-term employee benefits; and
- approximately €7 million in 2019 (€10 million in 2018 and €9 million in 2017) for pension and similar benefits.

25. Guarantees granted, commitments and contingent liabilities

Guarantees granted

At December 31, 2019, the Group had pledged guarantees on the debt or commitments of third parties totaling €8 million (€7 million at December 31, 2018), as well as guarantees of €3 million on related party debt (€3 million at December 31, 2018).

SCUSA Private-label financing agreement

In February 2013, FCA US entered into a private-label financing agreement (the “SCUSA Agreement”) with Santander Consumer USA Inc. (“SCUSA”), an affiliate of Banco Santander, which launched on May 1, 2013. Under the SCUSA Agreement, SCUSA provides a wide range of wholesale and retail financing services to FCA US's dealers and consumers in accordance with its usual and customary lending standards, under the Chrysler Capital brand name.

The SCUSA Agreement has a ten-year term from February 2013, subject to early termination in certain circumstances, including the failure by a party to comply with certain of its ongoing obligations under the SCUSA Agreement. In accordance with the terms of the agreement, SCUSA provided an upfront, non-refundable payment of €109 million (U.S.\$150 million) in May 2013, which was recognized as deferred revenue and is amortized over ten years. At December 31, 2019, €45 million (U.S.\$50 million) remained in deferred revenue.

On June 28, 2019, FCA US entered into an amendment (the “Amendment”) to the SCUSA Agreement. The Amendment modified certain terms of the agreement, with the remaining term unchanged through to February 2023, and in connection with its execution, SCUSA made a one-time, nonrefundable, non-contingent, cash payment of U.S.\$60 million (€53 million) to FCA US as part of a negotiated resolution of open matters. The amount was recognized within Selling, general and other costs in the Consolidated Income Statement for the year ended December 31, 2019. The duration of the agreement remains unchanged to February 2023.

From time to time, FCA US works with certain lenders to subsidize interest rates or cash payments at the inception of a financing arrangement to incentivize customers to purchase its vehicles, a practice known as “subvention”. FCA US has provided SCUSA with limited exclusivity rights to participate in specified minimum percentages of certain of its retail financing rate subvention programs. SCUSA has committed to certain revenue sharing arrangements, as well as to consider future revenue sharing opportunities. SCUSA bears the risk of loss on loans contemplated by the SCUSA Agreement. The parties share in any residual gains and losses in respect of consumer leases, subject to specific provisions in the SCUSA Agreement, including limitations on FCA US participation in gains and losses.

Other repurchase obligations

In accordance with the terms of other wholesale financing arrangements in Mexico, FCA Mexico is required to repurchase dealer inventory financed under these arrangements, upon certain triggering events and with certain exceptions, including in the event of an actual or constructive termination of a dealer's franchise agreement. These obligations exclude certain vehicles including, but not limited to, vehicles that have been damaged or altered, that are missing equipment or that have excessive mileage or an original invoice date that is more than one year prior to the repurchase date. In December 2015, FCA Mexico entered into a ten-year private label financing agreement with FC Financial, S.A De C.V., Sofom, E.R., Grupo Financiaro Inbursa (“FC Financial”), a wholly owned subsidiary of Banco Inbursa, under which FC Financial provides a wide range of financial wholesale and retail financial services to FCA Mexico's dealers and retail customers under the FCA Financial Mexico brand name. The wholesale repurchase obligation under the new agreement will be limited to wholesale purchases in case of actual or constructive termination of a dealer's franchise agreement.

At December 31, 2019, the maximum potential amount of future payments required to be made in accordance with these wholesale financing arrangements was approximately €188 million (U.S.\$211 million) and was based on the aggregate repurchase value of eligible vehicles financed through such arrangements in the respective dealer's stock. If vehicles are required to be repurchased through such arrangements, the total exposure would be reduced to the extent the vehicles can be resold to another dealer. The fair value of the guarantee was nil at December 31, 2019.

Arrangements with key suppliers

From time to time and in the ordinary course of our business, the Group enters into various arrangements with key third party suppliers in order to establish strategic and technological advantages. A limited number of these arrangements contain unconditional purchase obligations to purchase a fixed or minimum quantity of goods and/or services with fixed and determinable price provisions. Future minimum purchase obligations under these arrangements at December 31, 2019 were as follows for the Group's continuing operations:

	(€ million)
2020	€ 982
2021	€ 594
2022	€ 216
2023	€ 27
2024	€ 45
2025 and thereafter	€ —

Other commitments, arrangements and contractual rights

Regulatory emission credits

During the year ended December 31, 2019, FCA entered into multi-year non-cancellable agreements for purchases of regulatory emissions credits in various jurisdictions. At December 31, 2019, these agreements represent total commitments of €1.2 billion after fulfillment of commitments during the year ended December 31, 2019 and the reduction in the commitments due to the CAFE civil fine rate (refer to Note 20, *Provisions*). The purchased credits are expected to be used for compliance years through 2022.

FCA Bank joint venture agreement

On July 19, 2019, FCA and Crédit Agricole Consumer Finance agreed to extend their 50:50 joint venture, FCA Bank, until December 31, 2024. The agreement will be automatically renewed unless notice of non-renewal is provided no later than three years before end of the term. A notice of non-renewal would trigger certain put and call rights.

UAW Labor Agreement

In December 2019, the UAW-represented workforce ratified a new four-year collective bargaining agreement that builds on the company's commitment to grow its U.S. manufacturing operations by providing for total investments of U.S.\$9 billion and the creation of 7,900 new or secured jobs. The provisions of the agreement continued certain opportunities for success-based compensation upon meeting certain quality and financial performance metrics. The agreement, which covers about 49,200 employees, included a ratification bonus of U.S.\$9,000 for "Traditional" and "In-progression" employees and U.S.\$3,500 for temporary employees, as well as lump-sum payments, both of which are in lieu of further wage increases, totaling U.S.\$499 million (€446 million) that were paid to UAW members on December 27, 2019. Lump sum payments made in lieu of future wage increases will be amortized over the contract period.

Italian labor agreement

In March 2019, the Group renewed its labor agreement with Italian trade unions for Italian employees, which had previously expired on December 31, 2018. The agreement is valid for the period 2019-2022 and applies to the Group's 66,000 employees in Italy, primarily providing for a 2 percent annual increase in contractual compensation and an enhancement of the annual performance-based bonus linked to the achievement of productivity and efficiency targets forming part of the World Class Manufacturing ("WCM") program.

In April 2015, the previous four-year compensation agreement was signed by FCA companies within the automobiles business in Italy. The compensation agreement was subsequently included into the labor agreement and was extended to all FCA companies in Italy on July 7, 2015.

The compensation arrangement was effective retrospectively from January 1, 2015 through December 31, 2018 and incentivized all employees toward achievement of the productivity, quality and profitability targets established in the 2015-2018 period of the 2014-2018 business plan developed in May 2014 by adding two variable additional elements to base pay:

- an annual bonus, calculated on the basis of production efficiencies achieved and the plant's World Class Manufacturing audit status; and
- a component linked to achievement of the financial targets established in the 2015-2018 period of the 2014-2018 business plan for the EMEA region, including the activities of the premium brands Alfa Romeo and Maserati.

A total of €75 million, €72 million and €105 million related to the additional variable elements above was recorded as an expense included within Net profit from continuing operations for the years ended December 31, 2019, 2018 and 2017, respectively.

Canada labor agreement

FCA entered into a four-year labor agreement with Unifor in Canada that was ratified on October 16, 2016. The terms of this agreement provide a two percent wage increase in the first and fourth years of the agreement for employees hired prior to September 24, 2012 and will continue to close the pay gap for employees hired on or after September 24, 2012 by revising a ten-year progressive pay scale plan. The agreement includes a lump sum payment in lieu of further wage increases of 6,000 Canadian dollars ("CAD\$") per employee totaling approximately CAD\$55 million (approximately €38 million) that was paid to Unifor members on November 4, 2016. These payments will be amortized ratably over the four-year labor agreement period. The agreement expires September 2020.

Contingent liabilities

In connection with significant asset divestitures carried out in prior years, the Group provided indemnities to purchasers with the maximum amount of potential liability under these contracts generally capped at a percentage of the purchase price. These liabilities refer principally to potential liabilities arising from possible breaches of representations and warranties provided in the contracts and, in certain instances, environmental or tax matters, generally for a limited period of time. Potential obligations with respect to these indemnities were approximately €5 million and a total of €3 million has been recognized within Provisions related to these obligations as of December 31, 2019 (€160 million and €50 million as of December 31, 2018, respectively). The Group has provided certain other indemnifications that do not limit potential payment and as such, it was not possible to estimate the maximum amount of potential future payments that could result from claims made under these indemnities.

Takata Airbag Inflators

Putative class action lawsuits were filed in March 2018 against FCA US in the U.S. District Courts for the Southern District of Florida and the Eastern District of Michigan, asserting claims under federal and state laws alleging economic loss due to Takata airbag inflators installed in certain of our vehicles. We are vigorously defending against this action and at this stage of the proceedings, we are unable to reliably evaluate the likelihood that a loss will be incurred or estimate a range of possible loss.

Emissions Matters

On January 10, 2019, we announced that FCA US had reached final settlements on civil environmental and consumer claims with the U.S. Environmental Protection Agency (“EPA”), U.S. Department of Justice (“DoJ”), the California Air Resources Board, the State of California, 49 other States and U.S. Customs and Border Protection, for which we accrued €748 million during the year ended December 31, 2018. Approximately €350 million of the accrual was related to civil penalties to resolve differences over diesel emissions requirements. A portion of the accrual was attributable to settlement of a putative class action on behalf of consumers in connection with which FCA US agreed to pay an average of \$2,800 per vehicle to eligible customers affected by the recall. That settlement received final court approval on May 3, 2019. Nevertheless, we continue to defend individual claims from approximately 3,200 consumers that have exercised their right to opt out of the class action settlement and pursue their own individual claims against us (the “Opt-Out Litigation”). We have engaged in further discovery in the Opt-Out Litigation and participated in court-sponsored settlement conferences, but have reached settlement agreements with only a very small number of these remaining plaintiffs. As of December 31, 2019, our best estimate of a probable loss has been included within the provision previously recognized.

In the U.S., we remain subject to diesel emissions-related investigations by the U.S. Securities and Exchange Commission (the “SEC”) and the DoJ, Criminal Division. In September 2019, the DoJ filed criminal charges against an employee of FCA US for, among other things, fraud, conspiracy, false statements and violations of the Clean Air Act primarily in connection with efforts to obtain regulatory approval of the vehicles that were the subject of the civil settlements described above. We continue to cooperate with these investigations and present FCA’s positions on concerns raised by these governmental authorities. We may also engage in discussions in an effort to reach an appropriate resolution of these investigations. At this time, we cannot predict whether or when any settlement may be reached or the ultimate outcome of these investigations and we are unable to reliably evaluate the likelihood that a loss will be incurred or estimate a range of possible loss. We also remain subject to a number of related private lawsuits (the “Non Opt-Out Litigation”).

We have also received inquiries from other regulatory authorities in a number of jurisdictions as they examine the on-road tailpipe emissions of several automakers’ vehicles and, when jurisdictionally appropriate, we continue to cooperate with these governmental agencies and authorities.

In Europe, we have been working with the Italian Ministry of Transport (“MIT”) and the Dutch Vehicle Regulator (“RDW”), the authorities that certified FCA diesel vehicles for sale in the European Union, and the UK Driver and Vehicle Standards Agency in connection with their review of several of our vehicles.

We also initially responded to inquiries from the German authority, the Kraftfahrt-Bundesamt (“KBA”), regarding emissions test results for our vehicles, and we discussed the KBA reported test results, our emission control calibrations and the features of the vehicles in question. After these initial discussions, the MIT, which has sole authority for regulatory compliance of the vehicles it has certified, asserted its exclusive jurisdiction over the matters raised by the KBA, tested the vehicles, determined that the vehicles complied with applicable European regulations and informed the KBA of its determination. Thereafter, mediations have been held under European Commission (“EC”) rules, between the MIT and the German Ministry of Transport and Digital Infrastructure, which oversees the KBA, in an effort to resolve their differences. The mediation was concluded with no action being taken with respect to FCA. In May 2017, the EC announced its intention to open an infringement procedure against Italy regarding Italy’s alleged failure to respond to EC’s concerns regarding certain FCA emission control calibrations. The MIT has responded to the EC’s allegations by confirming that the vehicles’ approval process was properly performed.

In December 2019, the MIT notified us that the Dutch Ministry of Infrastructure and Water Management (“I&W”) had been communicating with the MIT regarding certain irregularities allegedly found by the RDW and the Dutch Center of Research TNO in the emission levels of certain Jeep Grand Cherokee Euro 5 models and a vehicle model of another OEM that contains a Euro 6 diesel engine supplied by us. In January 2020, the Dutch Parliament published a letter from the I&W summarizing the conclusions of the RDW regarding those vehicles and engines and indicating an intention to order a recall and report their findings to the Public Prosecutor, the EC and other Member States. We are in the process of providing a response to the MIT and engaging with the RDW to present our positions and cooperate to reach an appropriate resolution of this matter. In addition, at the request of the French Consumer Protection Agency, the Juge d’Instruction du Tribunal de Grande Instance of Paris is investigating diesel vehicles of a number of automakers including FCA, regarding whether the sale of those vehicles violated French consumer protection laws.

In December 2018, the Korean Ministry of Environment (“MOE”) announced its determination that approximately 2,400 FCA vehicles imported into Korea during 2015, 2016 and 2017 were not emissions compliant and that the vehicles with a subsequent update of the emission control calibrations voluntarily performed by FCA, although compliant, would have required re-homologation of the vehicles concerned. In May 2019, the MOE revoked certification of the above-referenced vehicles and announced an administrative fine for an amount not material to the Group. We have appealed the MOE’s decision. Our subsidiary in Seoul, Korea is also cooperating with local criminal authorities in connection with their review of this matter and with the Korean Fair Trade Commission regarding a purported breach of the Act on Fair Labeling and Advertisement in connection with the subject vehicles.

The results of the unresolved governmental inquiries and private litigation cannot be predicted at this time and these inquiries and litigation may lead to further enforcement actions, penalties or damage awards, any of which may have a material adverse effect on our business, financial condition and results of operations. It is also possible that these matters and their ultimate resolution may adversely affect our reputation with consumers, which may negatively impact demand for our vehicles and consequently could have a material adverse effect on our business, financial condition and results of operations. At this stage, we are unable to evaluate the likelihood that a loss will be incurred with regard to the unresolved inquiries and Non Opt-Out Litigation or estimate a range of possible loss.

U.S. Sales Reporting Investigations

On July 18, 2016, we confirmed that the SEC had commenced an investigation into our reporting of vehicle unit sales to end customers in the U.S. and that inquiries into similar issues have been received from the DoJ. These vehicle unit sales reports relate to unit sales volumes primarily by dealers to consumers while we generally recognize revenues based on shipments to dealers and other customers and not on vehicle unit sales to consumers.

On September 27, 2019, the SEC announced the resolution of its investigation which included our agreement to pay an amount that is not material to the Group. We have also cooperated with a DoJ investigation into the same issues, the outcome of which remains uncertain. Any resolution of that matter may involve the payment of penalties and other sanctions. At this time, we are unable to reliably evaluate the likelihood that a loss will be incurred or estimate a range of possible loss in connection with that investigation.

As previously reported, two putative securities class action lawsuits were filed against us in the U.S. District Court for the Eastern District of Michigan making allegations with regard to our reporting of vehicle unit sales to end consumers in the U.S. These lawsuits were consolidated into a single action and on October 4, 2018, we entered into an agreement in principle to settle the consolidated litigation, subject to court approval, for an amount that is not material to the Group. On June 5, 2019, the Court granted final approval to this settlement.

National Training Center

In connection with an on-going government investigation into matters at the UAW-Chrysler National Training Center, the DoJ has brought charges against a number of individuals including former FCA US employees and individuals associated with the UAW for, among other things, tax fraud and conspiring to provide money or other things of value to a UAW officer and UAW employees while acting in the interests of FCA US, in violation of the Labor Management Relations (Taft-Hartley) Act. Several of the individual defendants have entered guilty pleas and some have claimed in connection with those pleas that they conspired with FCA US in violation of the Taft-Hartley Act. We continue to cooperate with this investigation and are in discussions with the DOJ about a potential resolution of its investigation. The outcome of those discussions is uncertain; however, any resolution may involve the payment of penalties and other sanctions. At this time, we cannot predict whether or when any settlements may be reached or, if no settlement is reached, the ultimate outcome of any litigation. As such, we are unable to reliably evaluate the likelihood that a loss will be incurred or estimate a range of possible loss.

Several putative class action lawsuits have been filed against FCA US in U.S. federal court alleging harm to UAW workers as a result of these acts. Those actions have been dismissed both at the trial court stage and on appeal. Three plaintiffs in these lawsuits also filed charges alleging unfair labor practices with the U.S. National Labor Relations Board (the “Board”). The Board issued a complaint regarding these allegations and is seeking a cease and desist order as well as the posting of a notification with respect to the alleged practices. At this stage, we are unable to reliably evaluate the likelihood that a loss will be incurred or estimate a range of possible loss.

General Motors Litigation

On November 20, 2019, General Motors LLC and General Motors Company (collectively, “GM”) filed a lawsuit in the U.S. District Court for the Eastern District of Michigan against FCA US, FCA NV and certain individuals, claiming violations of the Racketeer Influenced and Corrupt Organizations (RICO) Act, unfair competition and civil conspiracy in connection with allegations that FCA US paid bribes to UAW officials that corrupted the bargaining process with the UAW and as a result FCA US enjoyed unfair labor costs and operational advantages that caused harm to GM. GM also claimed that FCA US had made concessions to the UAW in collective bargaining that the UAW was then able to extract from GM through pattern bargaining which increased costs to GM in an effort to force a merger between GM and FCA NV.

We are defending vigorously against this action and, on January 24, 2020, we filed a motion to dismiss all claims. However, at this stage, we are unable to reliably evaluate the likelihood that a loss will be incurred or estimate a range of possible loss.

U.S. Import Duties

Historically, we have paid a 2.5 percent duty on Ram ProMaster City light commercial vehicles imported into the U.S. as passenger vehicles and later converted into cargo vans rather than the 25 percent duty applicable to vehicles that are imported into the U.S. as cargo vans. In litigation between a competitor and U.S. Customs and Border Protection (“CBP”) involving similar vehicles, the U.S. Court of Appeals for the Federal Circuit (the “Federal Circuit”) ruled in June 2019 that vehicles previously imported by the competitor are subject to the 25 percent duty. In October 2019, the Federal Circuit declined to rehear the case and the competitor announced its intent to appeal the matter to the U.S. Supreme Court.

We believe there are facts that distinguish our case from that of the competitor. However, if CBP prevails against the competitor, it may seek to recover increased duties for our prior imports, plus interest, and may assert a claim for penalties. At this stage, we are unable to reliably evaluate the likelihood that a loss will be incurred or estimate a range of possible loss.

26. Equity

Share capital

At December 31, 2019, the authorized share capital of FCA was forty million Euro (€40,000,000), divided into two billion (2,000,000,000) FCA common shares, nominal value of one Euro cent (€0.01) per share and two billion (2,000,000,000) special voting shares, nominal value of one Euro cent (€0.01) per share.

At December 31, 2019, fully paid-up share capital of FCA amounted to €20 million (€19 million at December 31, 2018) and consisted of 1,567,519,274 common shares and of 408,941,767 special voting shares, all with a par value of €0.01 each (1,550,617,563 common shares and 408,941,767 special voting shares, all with a par value of €0.01 each at December 31, 2018).

The following table summarizes the changes in the number of outstanding common shares and special voting shares of FCA during the year ended December 31, 2019:

	Common Shares	Special Voting Shares	Total
Balance at January 1, 2019	1,550,617,563	408,941,767	1,959,559,330
Shares issued to Key management	16,901,711	—	16,901,711
Balance at December 31, 2019	1,567,519,274	408,941,767	1,976,461,041

Long Term Incentive Plans

On October 29, 2014, the Board of Directors of FCA (“Board of Directors”) resolved to authorize the issuance of up to a maximum of 90 million common shares under the equity incentive plan and the long-term incentive program which had been adopted before the closing of the 2014 Merger and under which equity awards can be granted to eligible individuals. Any issuance of shares during the period from 2014 to 2018 are subject to the satisfaction of certain performance/retention requirements and any issuances to directors are subject to FCA shareholders' approval (refer to Note 18, *Share-based compensation*).

On December 19, 2018, the Board of Directors resolved to allocate up to a maximum of 50 million common shares under the 2019 - 2021 LTIP (refer to Note 18, *Share-based compensation*), under which equity awards can be granted to eligible individuals. Any issuance of shares during the period from 2019 to 2021 is subject to the satisfaction of certain performance and retention requirements and any issuances to directors are subject to FCA shareholders' approval (refer to Note 18, *Share-based compensation*).

Pursuant to the Articles of Association, the Board of Directors is irrevocably authorized to issue shares (common and special voting shares) and to grant rights to subscribe for shares in the capital of the Company. This authorization is up to a maximum aggregate amount of shares as set out in the Articles of Association, as amended from time to time, and limits or excludes the right of pre-emption with respect to common shares. The Board of Directors' authorization is for a period of five years from October 12, 2014, and expired on October 11, 2019.

On April 12, 2019, the Annual General Meeting of Shareholders (“AGM”) resolved to authorize, under certain conditions, the Board of Directors to issue common and special voting shares, to grant rights to subscribe for common and special voting shares, and to limit or exclude pre-emptive rights for common shares. This authorization is for a period of eighteen months up to and including October 11, 2020, starting from the date on which the current authorization expired, October 12, 2019.

Furthermore, the AGM renewed the existing authorization of the Board of Directors, for a period of eighteen months from the date of the AGM, to repurchase up to a maximum of 10 percent of the Company's common shares issued as of the date of the AGM. Pursuant to the authorization, which does not entail any obligation for the Company but is designed to provide additional flexibility, the Board of Directors may repurchase common shares in compliance with applicable regulations, subject to certain maximum and minimum price thresholds.

Other reserves:

Other reserves comprised the following:

- legal reserves of €14,206 million at December 31, 2019 (€13,842 million at December 31, 2018) determined in accordance with Dutch law and primarily relating to development expenditures capitalized by subsidiaries and their earnings, subject to certain restrictions on distributions to FCA;
- capital reserves of €6,034 million at December 31, 2019 (€5,920 million at December 31, 2018);
- retained earnings, after the separation of the legal reserve, of positive €2,286 million (positive €1,836 million at December 31, 2018); and
- profit attributable to owners of the parent of €6,622 million for the year ended December 31, 2019 (€3,608 million for the year ended December 31, 2018).

Other comprehensive income

Other comprehensive income was as follows:

	Years ended December 31,		
	2019	2018	2017
	(€ million)		
Items that will not be reclassified to the Consolidated Income Statement in subsequent periods:			
(Losses)/gains on remeasurement of defined benefit plans	€ (63)	€ 317	€ (72)
Share of gains/(losses) on remeasurement of defined benefit plans for equity method investees	(5)	—	2
Gains/(losses) on equity instruments measured at fair value through other comprehensive income	6	(4)	14
Items relating to discontinued operations	(9)	1	8
Total Items that will not be reclassified to the Consolidated Income Statement (B1)	(71)	314	(48)
Items that may be reclassified to the Consolidated Income Statement in subsequent periods:			
Gains/(Losses) on net investment hedging instruments	—	—	—
Gains/(losses) on cash flow hedging instruments arising during the period	(269)	99	47
Gains/(losses) on cash flow hedging instruments reclassified to the Consolidated Income Statement	78	(108)	82
Total Gains/(losses) on cash flow hedging instruments	(191)	(9)	129
Foreign exchange gains/(losses)	268	126	(1,982)
Share of Other comprehensive income/(loss) for equity method investees arising during the period	(16)	(77)	(94)
Share of Other comprehensive income/(loss) for equity method investees reclassified to the Consolidated Income Statement	1	(26)	(27)
Total Share of Other comprehensive (loss)/income for equity method investees	(15)	(103)	(121)
Items relating to discontinued operations	9	(91)	58
Total Items that may be reclassified to the Consolidated Income Statement (B2)	71	(77)	(1,916)
Total Other comprehensive income (B1)+(B2)=(B)	—	237	(1,964)
Tax effect	57	(82)	(30)
Tax effect - discontinued operations	—	1	(1)
Total Other comprehensive income, net of tax	€ 57	€ 156	€ (1,995)

Gains and losses arising from the remeasurement of defined benefit plans primarily include actuarial gains and losses arising during the period, the return on plan assets (net of interest income recognized in the Consolidated Income Statement) and any changes in the effect of the asset ceiling. These gains and losses are offset against the related defined benefit plan's net liabilities or assets (Note 19, *Employee benefits liabilities*).

The following table summarizes the tax effect relating to Other comprehensive income:

	Years ended December 31,								
	2019			2018			2017		
	Pre-tax balance	Tax income/(expense)	Net balance	Pre-tax balance	Tax income/(expense)	Net balance	Pre-tax balance	Tax income/(expense)	Net balance
	(€ million)								
(Losses)/gains on remeasurement of defined benefit plans	€ (63)	€ 7	€ (56)	€ 317	€ (76)	€ 241	€ (72)	€ (18)	€ (90)
Gains/(Losses) on cash flow hedging instruments	(191)	50	(141)	(9)	(6)	(15)	129	(12)	117
Gains/(losses) on equity instruments measured at fair value through other comprehensive income	6	—	6	(4)	—	(4)	14	—	14
Foreign exchange (losses)/gains	268	—	268	126	—	126	(1,982)	—	(1,982)
Share of Other comprehensive income/(loss) for equity method investees	(20)	—	(20)	(103)	—	(103)	(119)	—	(119)
Items relating to discontinued operations	—	—	—	(90)	1	(89)	66	(1)	65
Total Other comprehensive income	€ —	€ 57	€ 57	€ 237	€ (81)	€ 156	€ (1,964)	€ (31)	€ (1,995)

Policies and processes for managing capital

The objectives identified by the Group for managing capital are to create value for shareholders as a whole, safeguard business continuity and support the growth of the Group. As a result, the Group endeavors to maintain an adequate level of capital that, at the same time, enables it to obtain a satisfactory economic return for its shareholders and guarantee economic access to external sources of funds, including by means of achieving an adequate credit rating.

The Group constantly monitors the ratio between debt and equity, particularly the level of net debt and the generation of cash from its industrial activities. In order to reach these objectives, the Group continues to aim for improvement in the profitability of its operations. Furthermore, the Group may sell part of its assets to reduce the level of its debt, while the Board of Directors may make proposals to FCA shareholders at a general meeting of FCA shareholders to reduce or increase share capital or, where permitted by law, to distribute reserves. The Group may also make purchases of treasury shares, without exceeding the limits authorized at a general meeting of FCA shareholders, under the same logic of creating value, compatible with the objectives of achieving financial equilibrium and an improvement in the Group's rating.

Dividends proposed, declared and paid

The Board of Directors intends to recommend to the Annual General Meeting of Shareholders an annual ordinary dividend distribution to holders of FCA common shares of €0.70 per common share (a total distribution of approximately €1.1 billion). The distribution, from the Company's 2019 profits, will be subject to the approval by the Annual General Meeting of Shareholders, which is scheduled to be held on April 16, 2020.

If the dividend proposal is approved by shareholders, FCA common shares will be traded ex-dividend as of April 20, 2020 at the NYSE and the MTA. In compliance with the listing requirements of the NYSE and the MTA, the dividend record date will be April 21, 2020. The payment of the dividend is expected to be on May 5, 2020.

Prior to the 2018 dividend that was declared and paid, no dividends have been declared or paid by FCA in the preceding three years. Proposed dividends on ordinary shares are not recognized as a liability as at December 31, 2019.

On April 12, 2019, the AGM approved the payment of an ordinary annual dividend of €0.65 per common share, equivalent to an aggregate distribution of approximately €1 billion, which was paid on May 2, 2019 to shareholders of record on both MTA and NYSE on April 24, 2019, with an ex-dividend date of April 23, 2019.

On May 2, 2019, FCA announced that its Board of Directors had approved an extraordinary cash distribution of €1.30 per common share, equivalent to a total distribution of approximately €2 billion, paid on May 30, 2019 to shareholders of record on May 21, 2019, with an ex-dividend date of May 20, 2019.

The FCA loyalty voting structure

The purpose of the loyalty voting structure is to reward long-term ownership of FCA common shares and to promote stability of the FCA shareholder base by granting long-term FCA shareholders with special voting shares to which one voting right is attached in addition to the one granted by each FCA common share that they hold. In connection with the 2014 Merger, FCA issued 408,941,767 special voting shares with a nominal value of €0.01 each to those eligible shareholders of Fiat S.p.A. who had elected to participate in the loyalty voting structure upon completion of the 2014 Merger in addition to FCA common shares. In addition, an FCA shareholder may, at any time, elect to participate in the loyalty voting structure by requesting that FCA register all or some of the number of FCA common shares held by such an FCA shareholder in the Loyalty Register. Only a minimal dividend accrues to the special voting shares, which is allocated to a separate special dividend reserve, and they shall not carry any entitlement to any other reserve of FCA. Having only immaterial economic entitlements, the special voting shares do not impact earnings per share.

27. Earnings per share

Basic earnings per share

The basic earnings per share for the years ended December 31, 2019, 2018 and 2017 was determined by dividing the Net profit attributable to the equity holders of the parent by the weighted average number of shares outstanding during each period.

The following tables provide the amounts used in the calculation of basic earnings per share:

		Years ended December 31,		
		2019	2018	2017
Net profit attributable to owners of the parent	million	€ 6,622	€ 3,608	€ 3,491
Weighted average number of shares outstanding	thousand	1,564,114	1,548,439	1,535,988
Basic earnings per share	€	€ 4.23	€ 2.33	€ 2.27

		Years ended December 31,		
		2019	2018	2017
Net profit from continuing operations attributable to owners of the parent	million	€ 2,694	€ 3,323	€ 3,281
Weighted average number of shares outstanding	thousand	1,564,114	1,548,439	1,535,988
Basic earnings per share from continuing operations	€	€ 1.72	€ 2.15	€ 2.14

		Years ended December 31,		
		2019	2018	2017
Net profit from discontinued operations attributable to owners of the parent	million	€ 3,928	€ 285	€ 210
Weighted average number of shares outstanding	thousand	1,564,114	1,548,439	1,535,988
Basic earnings per share from discontinued operations	€	€ 2.51	€ 0.18	€ 0.14

Diluted earnings per share

In order to calculate the diluted earnings per share, the weighted average number of shares outstanding was increased to take into consideration the theoretical effect of potential common shares that would be issued for the restricted and performance share units outstanding and unvested at December 31, 2019, 2018 and 2017 (Note 18, *Share-based compensation*), as determined using the treasury stock method.

For the year ended December 31, 2019, the theoretical effect that would arise if some of the RSU awards granted in 2018 and some of the PSU TSR awards granted in 2019 (refer to Note 18, *Share-based compensation*) were exercised was not taken into consideration in the calculation of diluted earnings per share as this would have had an anti-dilutive effect.

There were no instruments excluded from the calculation of diluted earnings per share because of an anti-dilutive impact for the year ended December 31, 2018.

For the year ended December 31, 2017, the theoretical effect that would arise if some of the PSU NI awards granted in 2015 and 2016 and some of the RSU awards granted in 2017 (refer to Note 18, *Share-based compensation*) were exercised was not taken into consideration in the calculation of diluted earnings per share as this would have had an anti-dilutive effect.

The following tables provide the amounts used in the calculation of diluted earnings per share:

		Years ended December 31,		
		2019	2018	2017
Net profit attributable to owners of the parent	million	€ 6,622	€ 3,608	€ 3,491
Weighted average number of shares outstanding	thousand	1,564,114	1,548,439	1,535,988
Number of shares deployable for share-based compensation	thousand	6,736	19,400	20,318
Weighted average number of shares outstanding for diluted earnings per share	thousand	1,570,850	1,567,839	1,556,306
Diluted earnings per share	€	€ 4.22	€ 2.30	€ 2.24

		Years ended December 31,		
		2019	2018	2017
Net profit from continuing operations attributable to owners of the parent	million	€ 2,694	€ 3,323	€ 3,281
Weighted average number of shares outstanding for diluted earnings per share	thousand	1,570,850	1,567,839	1,556,306
Diluted earnings per share from continuing operations	€	€ 1.71	€ 2.12	€ 2.11

		Years ended December 31,		
		2019	2018	2017
Net profit from discontinued operations attributable to owners of the parent	million	€ 3,928	€ 285	€ 210
Weighted average number of shares outstanding for diluted earnings per share	thousand	1,570,850	1,567,839	1,556,306
Diluted earnings per share from discontinued operations	€	€ 2.50	€ 0.18	€ 0.13

28. Segment reporting

Reportable segments reflect the operating segments of the Group that are regularly reviewed by the Chief Executive Officer (the “chief operating decision maker” as defined under IFRS 8 – *Operating Segments*) for making strategic decisions, allocating resources and assessing performance and that exceed the quantitative thresholds provided in IFRS 8, or whose information is considered useful for the users of the financial statements. The Group's reportable segments include the four regional mass-market vehicle operating segments (North America, LATAM, APAC and EMEA) and the Maserati global luxury brand operating segment, which are described as follows:

- North America designs, engineers, develops, manufactures and distributes vehicles. North America mainly earns its revenues from the sale of vehicles under the Chrysler, Jeep, Dodge, Ram, Fiat and Alfa Romeo brand names and from sales of the related parts and accessories in the United States, Canada, Mexico and Caribbean islands.

- LATAM designs, engineers, develops, manufactures and distributes vehicles. LATAM mainly earns its revenues from the sale of passenger cars and light commercial vehicles and related spare parts under the Fiat and Jeep brand names in South and Central America as well as from the distribution of the Chrysler, Dodge and Ram brand cars in the same region. In addition, the segment provides financial services to the dealer network in Brazil and to the dealer network and retail customers in Argentina.
- APAC mainly earns its revenues from the distribution and sale of cars and related spare parts under the Abarth, Alfa Romeo, Chrysler, Dodge, Fiat and Jeep brands mostly in China, Japan, Australia, South Korea and India. These activities are carried out through both subsidiaries and joint ventures. In addition, the segment provides financial services to the dealer network and retail customers in China.
- EMEA designs, engineers, develops, manufactures and distributes vehicles. EMEA mainly earns its revenues from the sale of passenger cars and light commercial vehicles under the Fiat, Alfa Romeo, Lancia, Abarth, Jeep and Fiat Professional brand names, the sale of the related spare parts in Europe, Middle East and Africa, and from the distribution of the Chrysler, Dodge and Ram brand vehicles in these areas. In addition, the segment provides financial services related to the sale of cars and light commercial vehicles in Europe, primarily through the FCA Bank joint venture and Fidis S.p.A., a fully owned captive finance company that is mainly involved in the factoring business.
- Maserati designs, engineers, develops, manufactures and distributes vehicles. Maserati earns its revenues from the sale of luxury vehicles under the Maserati brand.

Transactions among the mass-market vehicle segments generally are presented on a “where-sold” basis, which reflects the profit/(loss) on the ultimate sale to third party customer within the segment. This presentation generally eliminates the effect of the legal entity transfer price within the segments. Revenues of the other segments, aside from the mass-market vehicle segments, are those directly generated by or attributable to the segment as the result of its usual business activities and include revenues from transactions with third parties as well as those arising from transactions with segments, recognized at normal market prices.

During 2019, our previously reported “NAFTA” segment was renamed “North America” in response to the expected ratification of the United States–Mexico–Canada Agreement (“USMCA”). Other than the change of name, no other changes were made to the segment.

The results of our Magneti Marelli business were previously reported within the Components segment along with our industrial automation systems design and production business and our cast iron and aluminum components business. Following the classification of Magneti Marelli as a discontinued operation for the years ended December 31, 2019, 2018 and 2017 (refer to Note 3, *Scope of consolidation*), the remaining activities within Components segment are no longer considered a separate reportable segment as defined by IFRS 8 and are reported within “Other activities” below.

Other activities include the results of our industrial automation systems design and production business and our cast iron and aluminum components business, as well as the activities and businesses that are not operating segments under IFRS 8 – *Operating Segments*. Refer to Note 3, *Scope of consolidation* for detail on the announced sale of Teksid's cast iron automotive components business). In addition, Unallocated items and eliminations include consolidation adjustments, eliminations, as well as costs related to the launch of the Alfa Romeo Giulia platform which were not allocated to the mass-market vehicle segments due to the limited number of shipments. Financial income and expenses and income taxes are not attributable to the performance of the segments as they do not fall under the scope of their operational responsibilities.

Adjusted Earnings Before Interest and Taxes (“Adjusted EBIT”) is the measure used by the chief operating decision maker to assess performance, allocate resources to the Group's operating segments and to view operating trends, perform analytical comparisons and benchmark performance between periods and among the segments. Adjusted EBIT excludes certain adjustments from Net profit from continuing operations including gains/(losses) on the disposal of investments, restructuring, impairments, asset write-offs and unusual income/(expenses) that are considered rare or discrete events that are infrequent in nature, and also excludes Net financial expenses and Tax expense/(benefit). See below for a reconciliation of Net profit from continuing operations, which is the most directly comparable measure included in our Consolidated Income Statement, to Adjusted EBIT. Operating assets are not included in the data reviewed by the chief operating decision maker, and as a result and as permitted by IFRS 8 – *Operating Segments*, the related information is not provided.

The following tables summarize selected financial information by segment for the years ended December 31, 2019, 2018 and 2017:

2019	Mass-Market Vehicles					Maserati	Other activities	Unallocated items & eliminations	FCA
	North America	LATAM	APAC	EMEA					
	(€ million)								
Revenues	€ 73,357	€ 8,461	€ 2,814	€ 20,571	€ 1,603	€ 3,009	€ (1,628)	€ 108,187	
Revenues from transactions with other segments	(20)	(12)	(52)	(105)	(11)	(1,428)	1,628	—	
Revenues from third party customers	€ 73,337	€ 8,449	€ 2,762	€ 20,466	€ 1,592	€ 1,581	€ —	€ 108,187	
Net profit from continuing operations								€ 2,700	
Tax expense								€ 1,321	
Net financial expenses								€ 1,005	
Adjustments:									
Impairment expense and supplier obligations ⁽¹⁾⁽⁵⁾	€ 98	€ —	€ —	€ 441	€ 210	€ —	€ 793	€ 1,542	
Restructuring costs, net of reversals ⁽²⁾⁽⁵⁾	€ 23	€ 127	€ —	€ (9)	€ 3	€ —	€ 10	€ 154	
Gains on disposal of investments	€ —	€ —	€ —	€ —	€ —	€ (15)	€ —	€ (15)	
Brazilian indirect tax - reversal of liability/ recognition of credits ⁽³⁾	€ —	€ (164)	€ —	€ —	€ —	€ —	€ —	€ (164)	
Other ⁽⁴⁾⁽⁵⁾	€ 45	€ 4	€ (4)	€ (7)	€ 8	€ 7	€ 72	€ 125	
Adjusted EBIT	€ 6,690	€ 501	€ (36)	€ (6)	€ (199)	€ (173)	€ (109)	€ 6,668	
Share of profit of equity method investees	€ —	€ —	€ (126)	€ 318	€ —	€ 15	€ 1	€ 208	

(1) Impairment expense recognized in the year ended December 31, 2019 for EMEA, Maserati and also not allocated to a specific region. Additionally, impairment expense recognized in previous quarters in North America and Maserati, as well as supplier obligations of €6 million in EMEA.

(2) Restructuring costs, mainly related to LATAM, EMEA and North America, primarily includes €76 million of write-down of Property, plant and equipment and €118 million related to the recognition of provisions for restructuring, partially offset by the reversal of previously recorded provisions, primarily €46 million in EMEA.

(3) Gains in relation to the recognition of credits for amounts paid in prior years in relation to indirect taxes in Brazil (refer to Note 15, Trade and other receivables in the Consolidated Financial Statements).

(4) Other costs, primarily relating to litigation proceedings (refer to Note 25, Guarantees granted, commitments and contingent liabilities in the Consolidated Financial Statements).

(5) During the year ended December 31, 2019 impairment charges of €1,589 million were recorded, classified within Impairment expense and supplier obligations, Restructuring costs, net of reversals and Other above. These comprised €636 million of Property, plant and equipment (refer to Note 11, Property, plant and equipment in the Consolidated Financial Statements included elsewhere in this report) and €953 million of Other intangible assets (refer to Note 10, Other intangible assets in the Consolidated Financial Statements included elsewhere in this report).

2018	Mass-Market Vehicles							Unallocated items & eliminations	FCA
	North America	LATAM	APAC	EMEA	Maserati	Other activities			
	(€ million)								
Revenues	€ 72,384	€ 8,152	€ 2,703	€ 22,815	€ 2,663	€ 2,888	€ (1,193)	€ 110,412	
Revenues from transactions with other segments	(31)	(10)	(57)	(101)	(18)	(976)	1,193	—	
Revenues from third party customers	€ 72,353	€ 8,142	€ 2,646	€ 22,714	€ 2,645	€ 1,912	€ —	€ 110,412	
Net profit from continuing operations								€ 3,330	
Tax expense								€ 778	
Net financial expenses								€ 1,056	
Adjustments:									
Charge for U.S. diesel emission matters ⁽¹⁾	€ —	€ —	€ —	€ —	€ —	€ —	€ 748	€ 748	
Impairment expense and supplier obligations ⁽²⁾	€ 16	€ 8	€ 11	€ 307	€ —	€ —	€ 11	€ 353	
China inventory impairment ⁽³⁾	€ —	€ —	€ 129	€ —	€ —	€ —	€ —	€ 129	
Costs for recall, net of recovery - airbag inflators ⁽⁴⁾	€ 114	€ —	€ —	€ —	€ —	€ —	€ —	€ 114	
U.S. special bonus payment ⁽⁵⁾	€ 109	€ —	€ —	€ —	€ —	€ 2	€ —	€ 111	
Restructuring costs, net of reversals ⁽⁶⁾	€ —	€ (28)	€ —	€ 123	€ —	€ 8	€ —	€ 103	
Employee benefits settlement losses ⁽⁷⁾	€ 92	€ —	€ —	€ —	€ —	€ —	€ —	€ 92	
Port of Savona (Italy) fire and flood ⁽⁸⁾	€ —	€ —	€ —	€ 2	€ 11	€ 30	€ —	€ 43	
(Recovery of)/costs for recall - contested with supplier ⁽⁹⁾	€ (50)	€ —	€ —	€ —	€ —	€ —	€ —	€ (50)	
North America capacity realignment ⁽¹⁰⁾	€ (60)	€ —	€ —	€ —	€ —	€ —	€ —	€ (60)	
Brazil indirect tax - reversal of liability/ recognition of credits ⁽¹¹⁾	€ —	€ (54)	€ —	€ —	€ —	€ (18)	€ —	€ (72)	
Other	€ 1	€ —	€ —	€ 30	€ —	€ 12	€ 20	€ 63	
Adjusted EBIT	€ 6,230	€ 359	€ (296)	€ 406	€ 151	€ (40)	€ (72)	€ 6,738	
Share of profit of equity method investees	€ —	€ —	€ (67)	€ 284	€ —	€ 22	€ 1	€ 240	

(1) A provision of €748 million was recognized for costs related to final settlements reached on civil, environmental and consumer claims related to U.S. diesel emissions matters. Refer to Note 25, Guarantees granted, commitments and contingent liabilities;

(2) Impairment expense of €297 million and supplier obligations of €56 million, primarily in EMEA, resulting from changes in product plans in connection with the 2018-2022 business plan;

(3) Impairment of inventory in connection with acceleration of new emissions standards in China and slower than expected sales. Refer to Note 14, Inventories;

(4) Accrual in relation to costs for recall campaigns related to Takata airbag inflators, net of recovery;

(5) Special bonus payment of \$2,000 to approximately 60,000 employees in North America as a result of the U.S. Tax Cuts and Jobs Act;

(6) Restructuring costs primarily consisting of €123 million in EMEA, partially offset by the reversal of €28 million of previously recorded restructuring costs in LATAM;

(7) Charges arising on settlement of a portion of a supplemental retirement plan and an annuity buyout in North America. Refer to Note 19, Employee benefits liabilities;

(8) Costs in relation to the Port of Savona (Italy) flood and fire;

(9) Recovery of amounts accrued in 2016 in relation to costs for recall contested with a supplier;

(10) Reduction of costs in relation to the North America capacity realignment which were accrued in 2015;

(11) Credits recognized related to indirect taxes in Brazil.

2017	Mass-Market Vehicles								Unallocated items & eliminations	FCA
	North America	LATAM	APAC	EMEA	Maserati	Other activities				
	(€ million)									
Revenues	€ 66,094	€ 8,004	€ 3,250	€ 22,700	€ 4,058	€ 3,248	€ (1,624)	€ 105,730		
Revenues from transactions with other segments	(47)	(10)	(32)	(116)	(21)	(1,398)	1,624	—		
Revenues from third party customers	€ 66,047	€ 7,994	€ 3,218	€ 22,584	€ 4,037	€ 1,850	€ —	€ 105,730		
Net profit from continuing operations										€ 3,291
Tax expense										€ 2,588
Net financial expenses										€ 1,345
Adjustments:										
Reversal of a Brazilian indirect tax liability ⁽¹⁾	€ —	€ —	€ —	€ —	€ —	€ —	€ —	€ —	€ —	€ (895)
Impairment expense ⁽²⁾	€ —	€ 77	€ —	€ 142	€ —	€ —	€ —	€ —	€ —	€ 219
Recall campaigns - airbag inflators ⁽³⁾	€ 29	€ 73	€ —	€ —	€ —	€ —	€ —	€ —	€ —	€ 102
Restructuring costs/(reversal) ⁽⁴⁾	€ (1)	€ 75	€ —	€ —	€ —	€ —	€ 11	€ 1	€ —	€ 86
Deconsolidation of Venezuela ⁽⁵⁾	€ —	€ 42	€ —	€ —	€ —	€ —	€ —	€ —	€ —	€ 42
North America capacity realignment ⁽⁶⁾	€ (38)	€ —	€ —	€ —	€ —	€ —	€ —	€ —	€ —	€ (38)
Tianjin (China) port explosion, net of insurance recoveries ⁽⁷⁾	€ —	€ —	€ (68)	€ —	€ —	€ —	€ —	€ —	€ —	€ (68)
Gain on disposal of investments ⁽⁸⁾	€ —	€ —	€ —	€ —	€ —	€ —	€ (27)	€ (49)	€ —	€ (76)
Other	€ (1)	€ —	€ 1	€ —	€ —	€ —	€ 12	€ 1	€ —	€ 13
Adjusted EBIT	€ 5,227	€ 151	€ 172	€ 735	€ 560	€ (98)	€ (138)	€ 6,609		
Share of profit of equity method investees	€ —	€ —	€ 75	€ 306	€ —	€ 18	€ 1	€ 400		

(1) As this liability related to the Group's Brazilian operations in multiple segments, it was not attributed to the results of the related segments;

(2) Impairment expense in EMEA relates to changes in global product portfolio. Impairment expense in LATAM relates to product portfolio changes and the impairment of certain real estate assets in Venezuela, in the second quarter of 2017 due to the continued deterioration of the economic conditions;

(3) Refer to Note 20, Provisions and Note 25, Guarantees granted, commitments and contingent liabilities;

(4) Primarily related to workforce restructuring costs related to LATAM;

(5) Refer to Note 3, Scope of consolidation;

(6) Income related to adjustments to reserves for the North America capacity realignment plan;

(7) Insurance recoveries related to losses incurred in connection with the explosions at the Port of Tianjin (China) in August 2015 are excluded from Adjusted EBIT to the extent the insured loss to which the recovery relates was excluded from Adjusted EBIT. Insurance recoveries are included in Adjusted EBIT to the extent they relate to costs, increased incentives or business interruption losses that were included in Adjusted EBIT;

(8) Refer to Note 3, Scope of consolidation.

Information about geographical area

The following table summarizes the non-current assets (other than financial instruments, deferred tax assets and post-employment benefits assets) attributed to certain geographic areas:

	At December 31,	
	2019	2018
	(€ million)	
North America ⁽¹⁾	€ 40,097	€ 35,493
Italy	10,711	11,478
Brazil	4,064	4,125
Poland	684	937
Serbia	495	571
Other countries	1,320	1,456
Total Non-current assets (other than financial instruments, deferred tax assets and post-employment benefits assets)	€ 57,371	€ 54,060

(1) Refers to the geographical area and not our North America reporting segment.

29. Explanatory notes to the Consolidated Statement of Cash Flows

Non-cash items

For the year ended December 31, 2019, Other non-cash items of €1,541 million primarily included €1,589 million impairment expense (refer to Note 2, *Basis of preparation - Use of estimates*).

For the year ended December 31, 2018, Other non-cash items of €129 million primarily included €297 million of impairments, partially offset by €240 million related to the revaluation of investments accounted for by using the equity method and other amounts that were not individually material.

For the year ended December 31, 2017, Other non-cash items of €(197) million primarily included €400 million related to the revaluation of investments accounted for by using the equity method, partially offset by €219 million of impairments and other amounts that were not individually material.

Operating activities

For the year ended December 31, 2019, net cash from operating activities of €10,462 million was primarily the result of: (i) net profit from continuing operations of €2,700 million adjusted to: (1) to add back €5,445 million for depreciation and amortization expense, (2) €1,589 million of impairments (refer to Note 2, *Basis of preparation - Use of estimates*), (3) a €864 million change in deferred taxes, (3) a €1,744 million net decrease in provisions, including €0.5 billion of payments for civil, environmental and consumer claims related to U.S. diesel emissions matters accrued in 2018, and warranty and incentive payments which exceeded the related accruals in North America, (4) €308 million of cash used by operating activities of discontinued operations and (5) for the positive effect of the change in working capital of €1,869 million, which was primarily driven by (i) an increase of €2,020 million in trade payables primarily in North America, largely due to capital expenditures, (ii) a decrease of €1,017 million in inventories primarily in EMEA and LATAM, which were partially offset by (iii) an increase of €1,268 million in other receivables net of other liabilities and payables, reflecting primarily higher indirect tax receivables in LATAM and lump sum payments of €446 million (U.S.\$499 million) made in relation to the ratification of the UAW four-year collective bargaining agreement (refer to Note 25, *Guarantees granted, commitments and contingent liabilities*).

For the year ended December 31, 2018, net cash from operating activities of €9,948 million was primarily the result of: (i) net profit from continuing operations of €3,330 million adjusted to add back €5,507 million for depreciation and amortization expense; in addition to (ii) a net increase of €842 million in provisions primarily due to a provision of €748 million recognized for costs related to final settlements reached on civil, environmental and consumer claims related to U.S. diesel emissions matters; (iii) an increase of €457 million in net deferred tax assets, mainly due to increased deferred tax liabilities in North America; and (iv) cash flow from operating activities of discontinued operations for €484 million. These positive impacts were partially offset by negative effect of the change in working capital of €1,035 million primarily driven by (a) decrease in trade payables of €1,240 million related to lower production volumes in EMEA in December 2018 compared to the same month in 2017 in addition to lower capital expenditure, (b) decrease in other liabilities and payables net of receivables of €1,213 million mainly as a result of higher indirect tax receivable in LATAM, decreased income tax payable in North America and lower advances from customers in LATAM and EMEA, and (c) decrease in inventories of €1,399 million due to inventory management actions across all the regions.

For the year ended December 31, 2017, net cash from operating activities of €10,385 million was primarily the result of: (i) net profit from continuing operations of €3,291 million adjusted to add back €5,474 million for depreciation and amortization expense, in addition to a net decrease of €1,075 million in deferred tax assets mainly related to LATAM, and other non-cash items of €197 million; (ii) €102 million dividends received mainly from our equity method investments; and (iii) the negative effect of the change in working capital of €458 million primarily driven by (a) €1,596 million increase in inventories related to ramp-up of new models at year end, including the Alfa Romeo Stelvio and the Jeep Wrangler, as well as volume increases in LATAM and Maserati, and (b) increase in trade receivables of €157 million, which were partially offset by (c) increase in trade payables of €937 million primarily related to increased production volumes in North America and LATAM in the fourth quarter of 2017 as compared to the same period in 2016, and (d) a €358 million positive impact from increases in other liabilities, payables and receivables, primarily related to tax payables and higher deferred revenue.

Refer to Note 2, *Basis of preparation - Change in accounting policy - IFRIC 23* for detail on the reclassification of the 2018 and 2017 comparatives.

Investing activities

For the year ended December 31, 2019, net cash used in investing activities of €2,985 million was primarily the result of (i) €8,385 million of capital expenditures, including €2,889 million of capitalized development expenditures, and (ii) €155 million of cash flows used by discontinued operations. These were partially offset by (iii) €5,774 million proceeds from the disposal of Magneti Marelli, net of €426 million in cash and cash equivalents held by Magneti Marelli at the time of the disposal, and (iv) a decrease in receivables from financing activities of €336 million, mainly attributable to lower volumes of financing in EMEA partially offset by an increase in LATAM.

For the year ended December 31, 2018, net cash used in investing activities of €6,738 million was primarily the result of (i) €5,392 million of capital expenditures, including €2,079 million of capitalized development expenditures primarily related to North America and EMEA, that supported investments in existing and future products, including investments in electrification and autonomous driving, and (ii) a €676 million net increase in receivables from financing activities primarily related to the increase in the lending portfolio of the financial services activities in LATAM, EMEA and in APAC.

For the year ended December 31, 2017, net cash used in investing activities of €9,296 million was primarily the result of (i) €8,105 million of capital expenditures, including €2,431 million of capitalized development expenditures primarily related to North America and EMEA, that supported investments in existing and future products, including investments in electrification and autonomous driving, and (ii) an €836 million net increase in receivables from financing activities primarily related to the increase in the lending portfolio of the financial services activities of the Group in China and Europe, which were partially offset by (iii) proceeds received of €144 million from the sale of FCA's investment in CNHI, which were recognized in the line Change in securities within the Statement of Cash Flows.

Financing activities

For the year ended December 31, 2019, net cash used in financing activities of €5,827 million resulted primarily from dividends paid of €3,056 million, including the extraordinary dividend of €2,038 million related to the disposal of Magneti Marelli, the repayment of debt in Brazil of €684 million, and the repayment of notes at maturity with a principal amount of €1,480 million that were issued through the MTN Programme.

For the year ended December 31, 2018, net cash used in financing activities of €2,785 million was primarily the result of; (i) the voluntary prepayment in November 2018 of the outstanding principal and accrued interest of U.S.\$1,009 million (€893 million) of FCA US's tranche B term loan maturing December 31, 2018 (the "Tranche B Term Loan due 2018"); and (ii) the repayment at maturity of two notes under the Medium Term Note Programme ("MTN Programme", previously referred to as the Global Medium Term Note Programme, or "GMTN" Programme), one with a principal amount of €1,250 million and one with a principal amount of €600 million.

For the year ended December 31, 2017, net cash used in financing activities was primarily the result of: (i) the voluntary prepayment in February 2017 of the outstanding principal and accrued interest of U.S.\$1,826 million (€1,721 million) of FCA US's Tranche B Term Loan due 2017; (ii) the repayment of three notes at maturity under the MTN Programme, one with a principal amount of €850 million, one with a principal amount of €1,000 million and one with a principal amount of CHF450 million (€385 million), as described in Note 21, *Debt*; and (iii) the repayment of other long-term debt, net of proceeds, of a principal amount of €889 million.

The following is a reconciliation of liabilities arising from financing activities for the year ended December 31, 2019 and 2018:

	Years ended December 31,	
	2019	2018
	(€ million)	
Total Debt at January 1⁽¹⁾	€ 15,597	€ 17,971
Add: Derivative (assets)/liabilities and collateral at January 1	(151)	(206)
Total Liabilities from financing activities at January 1	€ 15,446	€ 17,765
Cash flows	(3,096)	(2,795)
Foreign exchange effects	9	(226)
Fair value changes	327	(136)
Changes in scope of consolidation	43	(3)
Transfer to (Assets)/Liabilities held for sale	(82)	(177)
Other changes ⁽²⁾	432	(51)
Total Liabilities from financing activities at December 31	€ 13,079	€ 14,377
Less: Derivative (assets)/liabilities and collateral at December 31	178	(151)
Total Debt at December 31	€ 12,901	€ 14,528

(1) Total debt at January 1, 2019 has been adjusted to include Lease liabilities of €1,069 million from the adoption of IFRS 16. Refer to Note 2., Basis of preparation for additional information on the adoption of IFRS 16.

(2) Other changes above includes €622 million of non-cash movements relating to the recognition of additional lease liabilities in accordance with IFRS during the year ended December 31, 2019.

Interest expense and taxes paid

During the years ended December 31, 2019, 2018 and 2017, the Group paid interest of €860 million and received interest of €325 million, €1,024 million and €308 million, and €1,190 million and €299 million, respectively. Amounts indicated are also inclusive of interest rate differentials paid or received on interest rate derivatives.

During the years ended December 31, 2019, 2018 and 2017, the Group made income tax payments, net of refunds, totaling €341 million, €750 million and €533 million, respectively.

Amounts relating to IFRS 16 recognized in Consolidated Statement of Cash Flows

During the year ended December 31, 2019, the total cash outflow for leases recognized in accordance with IFRS 16 was €381 million, of which €299 million related to cash payments for the principal portion of lease liabilities (recognized within Cash flows from financing activities in the Consolidated Statement of cash flows) and €82 million related to cash payments for interest expense related to lease liabilities (recognized within Cash flows from operating activities in the Consolidated Statement of cash flows).

30. Qualitative and quantitative information on financial risks

The Group is exposed to the following financial risks connected with its operations:

- credit risk, principally arising from its normal commercial relations with final customers and dealers, and its financing activities;
- liquidity risk, with particular reference to the availability of funds and access to the credit market and to financial instruments in general;

- financial market risk (principally relating to exchange rates, interest rates and commodity prices), since the Group operates at an international level in different currencies and uses financial instruments which generate interest. The Group is also exposed to the risk of changes in the price of certain commodities and of certain listed shares.

These risks could significantly affect the Group's financial position and results and for this reason, the Group systematically identifies and monitors these risks in order to detect potential negative effects in advance and take the necessary action to mitigate them, primarily through its operating and financing activities and if required, through the use of derivative financial instruments in accordance with established risk management policies.

Financial instruments held by the funds that manage pension plan assets are not included in this analysis (refer to Note 19, *Employee benefits liabilities*).

The following section provides qualitative and quantitative disclosures on the effect that these risks may have upon the Group. The quantitative data reported in the following does not have any predictive value, in particular the sensitivity analysis on finance market risks does not reflect the complexity of the market or the reaction which may result from any changes that are assumed to take place.

Credit risk

Overall, the credit risk regarding the Group's trade receivables and receivables from financing activities is concentrated mainly in North America, EMEA and LATAM.

The maximum credit risk to which the Group is potentially exposed at December 31, 2019 is represented by the carrying amounts of financial assets in the financial statements as discussed in Note 15, *Trade, other receivables and Tax receivables* and the nominal value of the guarantees provided on liabilities and commitments to third parties as discussed in Note 25, *Guarantees granted, commitments and contingent liabilities*.

The Group's exposure to credit risk is influenced mainly by the individual characteristics of each counterparty. The Group monitors these exposures and establishes credit lines with single or homogeneous categories of counterparties.

Dealers and final customers for which the Group provides financing are subject to specific assessments of their creditworthiness under a detailed scoring system. To mitigate this risk, the Group could obtain financial and non-financial guarantees. These guarantees are further strengthened where possible by reserve of title clauses on financed vehicle sales to the sales network made by Group financial service companies and on vehicles assigned under finance and operating lease agreements.

For further information regarding the exposure to credit risk and ECLs of Trade receivables, other receivables and financial receivables at December 31, 2019 and 2018, refer to Note 15, *Trade, other receivables and tax receivables*.

Even though our current securities and Cash and cash equivalents consist of balances spread across various primary national and international banking institutions and money market funds that are measured at fair value, there was no exposure to sovereign debt securities at December 31, 2019 and 2018 which might lead to significant risk of repayment.

Liquidity risk

Liquidity risk is the risk the Group is unable to obtain the funds needed to carry out its operations and meet its obligations. Any actual or perceived limitations on the Group's liquidity may affect the ability of counterparties to do business with the Group or may require additional amounts of cash and cash equivalents to be allocated as collateral for outstanding obligations.

The continuation of challenging economic conditions in the markets in which the Group operates and the uncertainties that characterize the financial markets, necessitate special attention to the management of liquidity risk. In that sense, measures taken to generate funds through operations and to maintain a conservative level of available liquidity are important factors for ensuring operational flexibility and addressing strategic challenges over the next few years.

The main factors that determine the Group's liquidity situation are the funds generated by or used in operating and investing activities, the debt lending period and its renewal features or the liquidity of the funds employed and market terms and conditions.

The Group has adopted a series of policies and procedures whose purpose is to optimize the management of funds and to reduce liquidity risk as follows:

- centralizing the management of receipts and payments where it may be economical in the context of the local civil, currency and fiscal regulations of the countries in which the Group is present;
- maintaining a conservative level of available liquidity;
- diversifying the means by which funds are obtained and maintaining a continuous and active presence in the capital markets;
- obtaining adequate credit lines; and
- monitoring future liquidity on the basis of business planning.

The Group manages liquidity risk by monitoring cash flows and keeping an adequate level of funds at its disposal. The operating cash management and liquidity investment of the Group are centrally coordinated in the Group's treasury companies, with the objective of ensuring effective and efficient management of the Group's funds. These companies obtain funds in the financial markets from various funding sources.

Certain notes issued by FCA and its treasury subsidiaries include covenants which may be affected by circumstances related to certain subsidiaries; in particular, there are cross-default clauses which may accelerate repayments in the event that such subsidiaries fail to pay certain of their debt obligations.

Details of the repayment structure of the Group's financial assets and liabilities are provided in Note 15, *Trade, other receivables and Tax receivables*, Note 22, *Other liabilities and Tax liabilities* and in Note 21, *Debt*. Details of the repayment structure of derivative financial instruments are provided in Note 16, *Derivative financial assets and liabilities*.

The Group believes that the Group's total available liquidity, in addition to the funds that will be generated from operating and financing activities, will enable the Group to satisfy the requirements of its investing activities and working capital needs, fulfill its obligations to repay its debt at the natural due dates and ensure an appropriate level of operating and strategic flexibility.

Financial market risks

Due to the nature of our business, the Group is exposed to a variety of market risks, including foreign currency exchange rate risk, interest rate risk and commodity price risk.

The Group's exposure to foreign currency exchange rate risk arises both in connection with the geographical distribution of the Group's industrial activities compared to the markets in which it sells its products, and in relation to the use of external borrowing denominated in foreign currencies.

The Group's exposure to interest rate risk arises from the need to fund industrial and financial operating activities and the necessity to deploy surplus funds. Changes in market interest rates may have the effect of either increasing or decreasing the Group's Net profit, thereby indirectly affecting the costs and returns of financing and investing transactions.

The Group's exposure to commodity price risk arises from the risk of changes in the price of certain raw materials and energy used in production. Changes in the price of raw materials could have a significant effect on the Group's results by indirectly affecting costs and product margins.

These risks could significantly affect the Group's financial position and results and for this reason, these risks are systematically identified and monitored, in order to detect potential negative effects in advance and take the necessary actions to mitigate them, primarily through its operating and financing activities and if required, through the use of derivative financial instruments in accordance with its established risk management policies.

The Group's policy permits derivatives to be used only for managing the exposure to fluctuations in foreign currency exchange rates and interest rates as well as commodities prices connected with future cash flows and assets and liabilities, and not for speculative purposes.

The Group utilizes derivative financial instruments designated as fair value hedges mainly to hedge:

- the foreign currency exchange rate risk on financial instruments denominated in foreign currency; and
- the interest rate risk on fixed rate loans and borrowings.

The instruments used for these hedges are mainly foreign currency forward contracts, interest rate swaps and combined interest rate and foreign currency financial instruments.

The Group uses derivative financial instruments as cash flow hedges for the purpose of pre-determining:

- the exchange rate at which forecasted transactions denominated in foreign currencies will be accounted for;
- the interest paid on borrowings, both to match the fixed interest received on loans (customer financing activity), and to achieve a targeted mix of floating versus fixed rate funding structured loans; and
- the price of certain commodities.

The foreign currency exchange rate exposure on forecasted commercial flows is hedged by foreign currency swaps and forward contracts. Interest rate exposures are usually hedged by interest rate swaps and, in limited cases, by forward rate agreements. Exposure to changes in the price of commodities is generally hedged by using commodity swaps and commodity options. In addition, in order to manage the Group's foreign currency risk related to its investments in foreign operation, the Group enters into net investment hedges, in particular foreign currency swaps and forward contracts. Counterparties to these agreements are major financial institutions.

Information on the fair value of derivative financial instruments held at the balance sheet date is provided in Note 16, *Derivative financial assets and liabilities*.

Quantitative information on foreign currency exchange rate risk

The Group is exposed to risk resulting from changes in foreign currency exchange rates, which can affect its earnings and equity. In particular:

- where a Group company incurs costs in a currency different from that of its revenues, any change in exchange rates can affect the operating results of that company.
- the principal exchange rates to which the Group is exposed are:
 - EUR/U.S.\$, relating to sales and purchases in U.S.\$ made by Italian companies (primarily for Maserati and Alfa Romeo vehicles) and to sales and purchases in Euro made by FCA US;
 - U.S.\$/CAD, primarily relating to FCA Canada's sales of U.S. produced vehicles, net of FCA US sales of Canadian produced vehicles;
 - CNY, in relation to sales in China originating from FCA US and from Italian companies (primarily for Maserati and Alfa Romeo vehicles);

- GBP, AUD, MXN, CHF, and ARS in relation to sales in the UK, Australian, Mexican, Swiss and Argentinian markets;
- PLN and TRY, relating to manufacturing costs incurred in Poland and Turkey;
- JPY mainly in relation to purchase of parts from Japanese suppliers and sales of vehicles in Japan; and
- U.S.\$/BRL, EUR/BRL, relating to Brazilian manufacturing operations and the related import and export flows.

The Group's policy is to use derivative financial instruments to hedge a percentage of certain exposures subject to foreign currency exchange rate risk for the upcoming 12 months (including such risk before or beyond that date where it is deemed appropriate in relation to the characteristics of the business) and to hedge the exposure resulting from firm commitments unless not deemed appropriate.

Group companies may have trade receivables or payables denominated in a currency different from their respective functional currency. In addition, in a limited number of cases, it may be convenient from an economic point of view, or it may be required under local market conditions, for Group companies to obtain financing or use funds in a currency different from their respective functional currency. Changes in exchange rates may result in exchange gains or losses arising from these situations. The Group's policy is to hedge, whenever deemed appropriate, the exposure resulting from receivables, payables and securities denominated in foreign currencies different from the respective Group companies' functional currency.

Certain of the Group's companies are located in countries which are outside of the Eurozone, in particular the U.S., Brazil, Canada, Poland, Serbia, Turkey, Mexico, Argentina, the Czech Republic, India, China, Australia and South Africa. As the Group's reporting currency is the Euro, the income statements of those entities that have a reporting currency other than the Euro are translated into Euro using the average exchange rate for the period. In addition, the assets and liabilities of these consolidated companies are translated into Euro at the period-end foreign exchange rate. The effects of these changes in foreign exchange rates are recognized directly in the Cumulative translation adjustments reserve included in Other comprehensive income. Changes in exchange rates may lead to effects on the translated balances of revenues, costs and assets and liabilities reported in Euro, even when corresponding items are unchanged in the respective local currency of these companies.

The Group monitors its principal exposure to conversion exchange risk and, in certain circumstances, enters into derivatives for the purpose of hedging the specific risk.

There have been no substantial changes in 2019 in the nature or structure of exposure to foreign currency exchange rate risk or in the Group's hedging policies.

The potential loss in fair value of derivative financial instruments held for foreign currency exchange rate risk management (currency swaps/forwards) at December 31, 2019 resulting from a 10 percent change in the exchange rates would have been approximately €991 million (€704 million at December 31, 2018).

This analysis assumes that a hypothetical, unfavorable 10 percent change in exchange rates as at year-end is applied in the measurement of the fair value of derivative financial instruments. Receivables, payables and future trade flows whose hedging transactions have been analyzed were not included in this analysis. It is reasonable to assume that changes in market exchange rates will produce the opposite effect, of an equal or greater amount, on the underlying transactions that have been hedged.

Quantitative information on interest rate risk

The manufacturing companies and treasuries of the Group make use of external borrowings and invest in monetary and financial market instruments. In addition, Group companies sell receivables resulting from their trading activities on a continuing basis. Changes in market interest rates can affect the cost of the various forms of financing, including the sale of receivables, or the return on investments and the employment of funds, thus negatively impacting the net financial expenses incurred by the Group.

In addition, the financial services companies provide loans (mainly to customers and dealers), financing themselves using various forms of direct debt or asset-backed financing (e.g. factoring of receivables). Where the characteristics of the variability of the interest rate applied to loans granted differ from those of the variability of the cost of the financing obtained, changes in the current level of interest rates can affect the operating result of those companies and the Group as a whole.

In order to manage these risks, the Group uses interest rate derivative financial instruments, mainly interest rate swaps and forward rate agreements, when available in the market, with the objective of mitigating, under economically acceptable conditions, the potential variability of interest rates on the Group's Net profit.

In assessing the potential impact of changes in interest rates, the Group segregates fixed rate financial instruments (for which the impact is assessed in terms of fair value) from floating rate financial instruments (for which the impact is assessed in terms of cash flows).

The fixed rate financial instruments used by the Group consist principally of part of the portfolio of the financial services companies (principally customer financing and financial leases) and part of debt (including subsidized loans and notes).

The potential loss in fair value of fixed rate financial instruments (including the effect of interest rate derivative financial instruments) held at December 31, 2019, resulting from a hypothetical 10 percent change in market interest rates, would have been approximately €68 million (approximately €83 million at December 31, 2018).

Floating rate financial instruments consist principally of cash and cash equivalents, loans provided by the financial services companies to the sales network and part of debt. The effect of the sale of receivables is also considered in the sensitivity analysis as well as the effect of hedging derivative instruments.

A hypothetical 10 percent change in short-term interest rates at December 31, 2019, applied to floating rate financial assets and liabilities, operations for the sale of receivables and derivative financial instruments, would have resulted in increased net financial expenses before taxes, on an annual basis, of approximately €23 million (€25 million at December 31, 2018).

This analysis is based on the assumption that there is an unfavorable change of 10 percent proportionate to interest rate levels across homogeneous categories. A homogeneous category is defined on the basis of the currency in which the financial assets and liabilities are denominated. In addition, the sensitivity analysis applied to floating rate financial instruments assumes that cash and cash equivalents and other short-term financial assets and liabilities which expire during the projected 12-month period will be renewed or reinvested in similar instruments, bearing the hypothetical short-term interest rates.

Quantitative information on commodity price risk

The Group has entered into derivative contracts for certain commodities to hedge its exposure to commodity price risk associated with buying raw materials and energy used in its normal operations.

In connection with the commodity price derivative contracts outstanding at December 31, 2019, a hypothetical 10 percent change in the price of the commodities at that date would have caused a fair value loss of €55 million (€91 million at December 31, 2018). Future trade flows whose hedging transactions have been analyzed were not considered in this analysis. It is reasonable to assume that changes in commodity prices will produce the opposite effect, of an equal or greater amount, on the underlying transactions that have been hedged.

FCA N.V. COMPANY FINANCIAL STATEMENTS

FIAT CHRYSLER AUTOMOBILES N.V.

Index to Company Financial Statements

	Page
<u>Income Statement</u>	<u>281</u>
<u>Statement of Financial Position</u>	<u>282</u>
<u>Notes to the Company Financial Statements</u>	<u>283</u>

FIAT CHRYSLER AUTOMOBILES N.V.
INCOME STATEMENT
(in € million)

	Note	Years Ended December 31,	
		2019	2018
Operating income	2	€ 63	€ 33
Personnel costs	3	(10)	(12)
Other operating costs	4	(188)	(168)
Net financial expenses	5	(218)	(168)
Profit/(loss) before taxes		(353)	(315)
Income tax benefit/(expense)	6	(409)	14
Result from investments	1	3,456	3,624
Net profit from continuing operations		2,694	3,323
Profit from discontinued operations, net of tax		3,928	285
Net profit		€ 6,622	€ 3,608

The accompanying notes are an integral part of the Company Financial Statements.

FIAT CHRYSLER AUTOMOBILES N.V.
STATEMENT OF FINANCIAL POSITION
(in € million - before appropriation of results)

	Note	At December 31,	
		2019	2018
Assets			
Property, plant and equipment	7	€ 24	€ 26
Investments in Group companies and other equity investments	8	35,088	31,530
Other financial assets	9	2,698	3,380
Deferred Tax Assets	6	151	—
Total Non-current assets		37,961	34,936
Current financial assets	10	—	3
Trade receivables	11	20	15
Other current receivables	12	379	205
Cash and cash equivalents	13	1	1
Total Current assets		400	224
Total Assets		€ 38,361	€ 35,160
Equity and Liabilities			
Equity	14		
Share capital		€ 20	€ 19
Capital reserves		6,034	5,920
Legal reserves		14,206	13,842
Other Comprehensive Income		(631)	(523)
Retained profit/(loss)		2,286	1,836
Profit for the year		6,622	3,608
Total Equity		28,537	24,702
Liabilities			
Provisions for employee benefits and other provisions	15	4	8
Non-current debt	16	3,919	3,864
Other non-current liabilities	17	8	10
Total Non-current liabilities		3,931	3,882
Provisions for employee benefits and other current provisions	18	2	2
Trade payables	19	31	16
Other financial liabilities		2	—
Current debt	20	4,926	6,320
Other debt	21	932	238
Total Current liabilities		5,893	6,576
Total Equity and liabilities		€ 38,361	€ 35,160

The accompanying notes are an integral part of the Company Financial Statements.

FIAT CHRYSLER AUTOMOBILES N.V.
NOTES TO THE COMPANY FINANCIAL STATEMENTS

PRINCIPAL ACTIVITIES

The FCA merger

On January 29, 2014, the Board of Directors of Fiat S.p.A. approved a proposed corporate reorganization resulting in the formation of Fiat Chrysler Automobiles N.V. (“FCA” or the “Company”) as a fully integrated global automaker. The Board determined that a redomiciliation into the Netherlands with a listing on the NYSE and an additional listing on the *Mercato Telematico Azionario* (“MTA”) would be the structure most suitable to Fiat's profile and its strategic and financial objectives. FCA's principal executive offices were established in London, United Kingdom.

FCA was incorporated as a public limited liability company (*naamloze vennootschap*) under the laws of the Netherlands on April 1, 2014, under the name Fiat Investments N.V. On June 15, 2014, the Board of Directors of Fiat S.p.A. approved the merger plan of Fiat S.p.A. into Fiat Investments N.V., and, at the extraordinary general meeting held on August 1, 2014, the shareholders of Fiat S.p.A. approved the merger that was completed and became effective on October 12, 2014. The merger, which took the form of a reverse merger, resulted in Fiat Investments N.V. being the surviving entity which was then renamed Fiat Chrysler Automobiles N.V.. On October 13, 2014, FCA common shares commenced trading on the NYSE and on the MTA.

The Company has its corporate seat in Amsterdam and is registered at the Dutch trade register under number 60372958.

Magneti Marelli Discontinued Operations

On April 5, 2018, the FCA Board of Directors announced that it had authorized FCA management to develop and implement a plan to separate the Magneti Marelli business from the Group.

On October, 22, 2018, FCA announced that it had entered into a definitive agreement to sell its Magneti Marelli business to CK Holdings Co., Ltd. On May 2, 2019, FCA completed the sale of Magneti Marelli for consideration of €5,772 million (including €5,774 million cash consideration, contingent consideration receivable with a fair value of €70 million, contingent consideration payable by FCA of €16 million, costs relating to the transaction of €16 million and a preliminary purchase price adjustment of approximately €40 million) subject to customary final confirmation of purchase price adjustments by the buyer. Refer to Note 3 - *Scope of consolidation* to the Consolidated Financial Statements included elsewhere in this report for additional information.

As a consequence of the agreement above, the results of Magneti Marelli have been excluded from continuing operations, and are shown as a single line item in the Profit from discontinued operations line item for the years ended December 31, 2019 and 2018.

ACCOUNTING POLICIES

Basis of preparation

The 2019 Company Financial Statements represent the separate financial statements of the parent company, Fiat Chrysler Automobiles N.V., and have been prepared in accordance with the legal requirements of Title 9, Book 2 of the Dutch Civil Code. Section 362 (8), Book 2, Dutch Civil Code, allows companies that apply IFRS as adopted by the European Union in their consolidated financial statements to use the same measurement principles in their company financial statements. The accounting policies are described in a specific section, *Significant accounting policies*, of the Consolidated Financial Statements included in this Annual Report. However, as allowed by the law, investments in subsidiaries, joint ventures and associates are accounted for using the net equity value in the Company Financial Statements.

Format of the financial statements

Given the activities carried out by FCA, presentation of the Company Income Statement is based on the nature of revenues and expenses. The Consolidated Income Statement for FCA is classified according to function (also referred to as the “cost of sales” method), which is considered more representative of the format used for internal reporting and management purposes and is in line with international practice in the industry.

FCA financial statements are prepared in Euro, also the Company's functional currency, representing the currency in which the main transactions of the Company are denominated.

The Statements of Income and of Financial Position and Notes to the Financial Statements are presented in millions of Euro, except where otherwise stated.

As parent company, FCA has also prepared consolidated financial statements for FCA Group for the year ended December 31, 2019.

New standards and amendments

IFRS 16 - Leases

The Company adopted IFRS 16 - *Leases* (“IFRS 16”) from January 1, 2019.

IFRS 16 sets out the principles for the recognition, measurement, presentation and disclosure of leases for both parties to a contract and replaces the previous leases standard, IAS 17 - *Leases*. IFRS 16 is not applicable to service contracts but only to leases or lease components of a contract and defines a lease as a contract that conveys to the customer (lessee) the right to use an asset for a period of time in exchange for consideration.

IFRS 16 eliminates the classification of leases for the lessee as either operating leases or finance leases as required by IAS 17 and introduces a single lessee accounting model whereby a lessee is required to recognize assets and liabilities for all leases.

The Company has adopted to apply the recognition exceptions allowed by IFRS 16 under which a lessee may elect not to apply the recognition requirements to short-term leases and leases for which the underlying asset is of low value. IFRS 16 substantially carries forward the lessor accounting requirements in IAS 17.

The adoption of this new standard did not lead to any material effect in the Company's financial statements.

IFRIC Interpretation 23 - Uncertainty over Income Tax Treatments

In September 2019, the IFRIC finalized its agenda decision regarding the presentation of liabilities or assets related to uncertain tax treatments which have been recognized through applying IFRIC 23. The agenda decision concluded that uncertain tax liabilities should be presented as current tax liabilities, or deferred tax liabilities, and uncertain tax assets as current tax assets, or deferred tax assets.

The Company applied IFRIC 23 from January 1, 2019 under the retrospective approach with no impact to equity on the date of initial application.

Amounts due from Group companies

Amounts due from group companies are stated initially at fair value and subsequently at amortized cost. Amortized cost is determined using the effective interest rate method. The Company recognizes a credit loss for financial assets (such as a loan) based on an ECL which will occur in the next twelve months or, after a significant decrease in credit quality or when the simplified model can be used, based on the entire remaining loan term. Recognition of an ECL for intercompany receivables could result in differences between equity recognized in the consolidated and separate Company financial statements that would be reversed in profit and loss.

COMPOSITION AND PRINCIPAL CHANGES

1. Result from investments

The following table summarizes the Result from investments:

	Years Ended December 31,	
	2019	2018
	(€ million)	
Share of the profit/(loss) of Group companies	€ 3,455	€ 3,623
Dividends from other companies	1	1
Total Result from investments	€ 3,456	€ 3,624

Result from investments primarily related to the Company's share in the net profit or loss of subsidiaries and associates.

The share of the profit and the gain from disposal of Magneti Marelli were recognized within the line item Profit from discontinued operations within the Income Statement. Refer to *Principal Activities* included elsewhere in this report for additional information.

2. Operating income

The following table summarizes Other operating income:

	Years Ended December 31,	
	2019	2018
	(€ million)	
Revenues from services	€ 31	€ 33
Other income	32	—
Total operating income	€ 63	€ 33

Revenues from services consisted of services rendered to the principal subsidiaries of the Group, substantially in line with 2018.

Other income primarily includes insurance recoveries related to various litigations net of payments made in 2019.

3. Personnel costs

Personnel costs during the year ended December 31, 2019, of €10 million (€12 million in 2018) primarily related to wages and salaries. The average number of employees in 2019 was 40 (46 in 2018), based in the United Kingdom and Italy (all wholly outside the Netherlands).

4. Other operating costs

Other operating costs primarily includes costs for services rendered by Group companies (support and consulting in administration, IT systems, press activities, payroll, security and facility management), costs for legal, administrative, financial and IT services in addition to the compensation component from Share-based compensation plans representing the notional cost of the Long Term Incentive Plan awarded to Executives (net of the portion already attributed to the relevant subsidiaries), which was recognized directly in the equity reserve, as reported in Note 18, *Share-based compensation*, within the Consolidated Financial Statements.

5. Net financial expenses

The following table summarizes Net financial expenses:

	Years Ended December 31,	
	2019	2018
	(€ million)	
Financial income	€ 174	€ 183
Financial expense	(372)	(332)
Currency exchange gains/(losses)	18	35
Net (losses)/gains on derivative financial instruments	(38)	(54)
Total Net financial expenses	€ (218)	€ (168)

Financial income relates primarily to interest on loans extended to FCA North America Holdings LLC (“FCA NAH LLC”), as included within Other financial assets and Current financial assets.

Financial expense relates to interest payable on the intercompany debt included within Current debt, in addition to the interest on the unsecured senior debt securities of U.S.\$3.0 billion issued in April 2015 and U.S.€1.25 billion issued in March 2016. The increase in financial expense related to the increase in average intercompany debt and the increase in interest on the senior debt notes denominated in dollars following the revaluation of the 2019 average exchange rate of the U.S. Dollar against the Euro.

Currency exchange gain of €18 million for the year ended December 31, 2019 reflected the net impact of revaluation of the U.S. Dollar year end spot rate against the Euro on loans extended to FCA NAH LLC and the unsecured senior debt notes issued in April 2015, both denominated in U.S. Dollar, described above. Net losses on derivatives resulted from transactions entered into to hedge the foreign currency fluctuations.

6. Income tax benefit/(expense)

In 2019, income taxes were an expense of €409 million, including €523 million costs for settlements with other Group companies within the Group tax consolidation scheme in Italy that have been offset in the Consolidated Financial Statements. Deferred tax assets of €151 million were recognized on tax loss carried forward in United Kingdom for which the realization of the related tax benefit has become probable.

In 2018 income taxes were a benefit of €14 million, primarily related to compensation receivable for tax losses carried forward that were contributed to the Group's tax consolidation schemes in Italy and in the United Kingdom.

7. Property, plant and equipment

At December 31, 2019, the carrying amount of property, plant and equipment was €24 million (€26 million at December 31, 2018), consisting of the gross carrying amount of assets of €71 million (€71 million at December 31, 2018) and accumulated depreciation of €47 million (€45 million at December 31, 2018), of which €22 million related to the Company's property in Turin (€24 million at December 31, 2018). No property was subject to liens, pledged as collateral or restricted in use.

Depreciation of property, plant and equipment is recognized in the Income statement within *Other operating costs*.

8. Investments in Group companies and other equity investments

The following table summarizes Investments in Group companies and other equity investments:

	At December 31,		
	2019	2018	Change
(€ million)			
Investments in Group companies	€ 35,064	€ 31,512	€ 3,552
Other equity investments	24	18	6
Total Investments in Group companies and other equity investments	€ 35,088	€ 31,530	€ 3,558

Investments in Group companies were subject to the following changes during 2019 and 2018:

	2019		2018	
	(€ million)			
Balance at beginning of year	€	31,512	€	27,300
Disposal of discontinued operations		(1,497)		—
Net contributions made to subsidiaries		2,453		3,108
Dividends received from subsidiaries		(1,234)		(3,043)
Share of the profit of continuing operations		3,455		3,623
Share of the profit of discontinued operations		159		285
Cumulative translation adjustments and other OCI movements		82		140
Other		134		99
Balance at end of year	€	35,064	€	31,512

The increase in Investments in Group companies in 2019 primarily related to the share of the profit/(loss) of Group companies of €3,614 million (including discontinued operations) net of disposal of discontinued operations and contributions made to subsidiaries of €2,453 million, primarily to FCA Italy S.p.A. for €3,000 million and Maserati S.p.A. for €200 million, partially offset by net capital reimbursement for €808 million from Fiat Chrysler UK LLP.

The net increase described above was partially offset by dividends received from FCA North America Holdings LLC, Magneti Marelli S.p.A. and Fiat Chrysler UK LLP of €1,234 million and net effect of the disposal of the investment in Magneti Marelli of €1,497 million.

The increase in Investments in Group companies in 2018 primarily related to the Share of the profit of Group companies of €3,908 million (including discontinued operations) and net contributions made to subsidiaries of €3,108 million, primarily to FCA Italy S.p.A. for €2,711 million, partially offset by dividends received from FCA North America Holdings LLC and Fiat Chrysler UK LLP of €3,043 million.

9. Other financial assets

	At January 1,		Additions	Repayments	Translation differences	Other changes	At December 31, 2019	
	2019						(€ million)	
Other financial assets	€	3,380	€ 37	€ (770)	€ 50	€ 1	€	2,698

At December 31, 2019, Other financial assets amounted to €2,698 million (€3,380 million at December 31, 2018), primarily consisting of U.S.\$3.0 billion of intercompany loans extended to FCA NAH LLC, in two loans of U.S.\$1,485 million each, expiring in April 2020 and April 2023, respectively. The carrying amount of €2,644 million at December 31, 2019, related to the outstanding principal amount only, with no accrued interest receivable due (€2,594 million at December 31, 2018).

The €682 million decrease in Other financial assets was mainly attributable to the transfer to another Group Company of the U.S.\$881.6 million intercompany loan (€770 million at December 31, 2018) that was extended to FCA NAH LLC.

10. Current financial assets

At December 31, 2019, Current financial assets were nil. At December 31, 2018, Current financial assets amounted to €3 million primarily related to intercompany derivative assets with Fiat Chrysler Finance Europe SENC.

11. Trade receivables

At December 31, 2019, trade receivables totaled €20 million (€15 million at December 31, 2018), almost entirely related to Group companies.

The carrying amount of trade receivables is deemed to approximate their fair value. All trade receivables are due within one year and there are no overdue balances.

12. Other current receivables

At December 31, 2019, Other current receivables amounted to €379 million, a net increase of €174 million as compared to December 31, 2018, and consisted of the following:

	At December 31,		
	2019	2018	Change
	(€ million)		
Receivable from Group companies for consolidated Italian corporate tax	€ 74	€ 69	€ 5
VAT receivables	178	87	91
Italian corporate tax receivables	17	17	—
Other	110	32	78
Total Other current receivables	€ 379	€ 205	€ 174

Receivables from Group companies for consolidated Italian corporate tax relates to taxes calculated on the taxable income contributed by Italian subsidiaries participating in the domestic tax consolidation program.

VAT receivables relate primarily to VAT credits for Italian subsidiaries participating in the VAT tax consolidation.

Italian corporate tax receivables include credits transferred to FCA N.V. by Italian subsidiaries participating in the domestic tax consolidation program in 2019 and prior years.

The €78 million increase in Other mainly reflects a contingent consideration receivable of €70 million included in the total consideration resulting from the sale of the Magneti Marelli business.

13. Cash and cash equivalents

At December 31, 2019, Cash and cash equivalents totaled €1 million (€1 million as at December 31, 2018) and is primarily represented by amounts held in Euro. The carrying amount of Cash and cash equivalents is deemed to be in line with their fair value.

Credit risk associated with Cash and cash equivalents is considered limited as the counterparties are leading national and international banks.

14. Equity

Changes in Shareholders' equity during 2019 were as follows:

(€ million)	Share Capital	Capital Reserves	Legal Reserves: Cumulative translation adjustment	Legal Reserves: Other	OCI	Retained profit/(loss)	Profit/(loss) for the year	Total equity
At December 31, 2017	€ 19	€ 5,817	€ 970	€ 11,594	€ (739)	€ (333)	€ 3,491	€ 20,819
Allocation of prior year result	—	—	—	—	—	3,491	(3,491)	—
Share-based compensation	—	82	—	—	—	—	—	82
Net profit for the year	—	—	—	—	—	—	3,608	3,608
Current period change in OCI, net of taxes	—	—	41	—	216	—	—	257
Legal Reserve	—	—	—	1,237	—	(1,237)	—	—
Other changes	—	21	—	—	—	(85)	—	(64)
At December 31, 2018	19	5,920	1,011	12,831	(523)	1,836	3,608	24,702
Allocation of prior year result	—	—	—	—	—	3,608	(3,608)	—
Share-based compensation	1	114	—	—	—	—	—	115
Net profit for the year	—	—	—	—	—	—	6,622	6,622
Current period change in translation adjustments and OCI, net of taxes	—	—	367	—	(108)	(109)	—	150
Legal Reserve	—	—	—	(3)	—	3	—	—
Dividends	—	—	—	—	—	(3,056)	—	(3,056)
Other changes	—	—	—	—	—	4	—	4
At December 31, 2019	€ 20	€ 6,034	€ 1,378	€ 12,828	€ (631)	€ 2,286	€ 6,622	€ 28,537

Shareholders' equity increased by €3,835 million in 2019, primarily due to profit for the year of €6,622 million, and movements in translation adjustments and OCI of €150 million, primarily relating to foreign exchange differences and cash flows hedges, net of dividends paid to Shareholders for €3,056 million.

Shareholders' equity increased by €3,883 million in 2018, primarily due to profit for the year of €3,608 million and movements in OCI of €257 million, relating to foreign exchange differences and the remeasurement of defined benefit plans.

Share capital

At December 31, 2019, the fully paid-up share capital of FCA amounted to €20 million (€19 million at December 31, 2018) and consisted of 1,567,519,274 common shares and 408,941,767 special voting shares, all with a par value of €0.01 each (1,550,617,563 common shares and 408,941,767 special voting shares at December 31, 2018).

Capital reserves

At December 31, 2019, capital reserves amounting to €6,034 million (€5,920 million at December 31, 2018) consisted mainly of the effects of the 2014 Merger, resulting in a different par value of FCA common shares (€0.01 each) as compared to Fiat S.p.A. ordinary shares (€3.58 each) where the consequent difference between the share capital before and after the 2014 Merger was recognized as an increase to the capital reserves. In addition, capital reserves include the impact of conversion in 2016 of the Mandatory Convertible Securities issued in 2014.

Legal reserves

Pursuant to Dutch law, limitations exist relating to the distribution of shareholders' equity up to at least the total amount of the legal reserve.

At December 31, 2019, legal reserves amounted to €14,206 million (€13,842 million at December 31, 2018) and mainly related to development expenditures capitalized by subsidiaries of €10,507 million (€10,405 million at December 31, 2018), the earnings of subsidiaries subject to certain restrictions to distributions to the parent company and retained earnings of associates of €2,317 million (€2,422 million at December 31, 2018), unrealized foreign currency translation net gains of €1,378 million (€1,011 million at December 31, 2018) and the reserve in respect of special voting shares of €4 million (€4 million at December 31, 2018).

Other Comprehensive Income (OCI)

At December 31, 2019, OCI amounted to negative €631 million (negative €523 million at December 31, 2018) and included primarily unrealized losses of €522 million related to defined benefit plans (€567 million at December 31, 2018) and net loss from cash flow hedges of €114 million (net gain of €45 million at December 31, 2018).

Dividends

Refer to Note 26, *Equity* within the Consolidated Financial Statements included elsewhere in this report for additional detail on the proposed annual ordinary dividend distribution to holders of FCA common shares.

15. Provisions for employee benefits and other provisions

At December 31, 2019, provisions for employee benefits and other provisions totaled €4 million, (€8 million at December 31, 2018) with the decrease primarily attributable to the reversal of amounts that became undue.

16. Non-current debt

At December 31, 2019, non-current debt totaled €3,919 million, representing an increase of €55 million from December 31, 2018, and consisted of the following:

	At December 31,		
	2019	2018	Change
	(€ million)		
Third-party debt:			
- Unsecured senior debt securities	€ 3,903	€ 3,848	€ 55
Total third-party debt	€ 3,903	€ 3,848	€ 55
Intercompany debt:			
- Intercompany financial payables	€ 16	€ 16	€ —
Total intercompany debt	€ 16	€ 16	€ —
Total Non-current debt	€ 3,919	€ 3,864	€ 55

At December 31, 2019, Non-current debt of €3,919 million (€3,864 million at December 31, 2018), primarily related to the €1,250 million note issued in March 2016 and the U.S.\$3.0 billion unsecured senior debt notes issued in April 2015. The increase of €55 million as compared to December 31, 2018 was almost fully attributable to foreign exchange differences following the revaluation U.S. Dollar year end spot rate against the Euro.

As described in more detail in Note 21 - *Debt*, to the Consolidated Financial Statements, FCA issued a 3.75 percent note at par in March 2016 with a principal value of €1,250 million due March 2024, under the Medium Term Note (“MTN”) Programme.

In April 2015, FCA issued €1.4 billion (U.S.\$1.5 billion) principal amount of 4.5 percent unsecured senior debt securities due April 15, 2020 (the “2020 Notes”) and €1.4 billion (U.S.\$1.5 billion) principal amount of 5.25 percent unsecured senior debt securities due April 15, 2023 (the “2023 Notes”) at par. The 2020 Notes and the 2023 Notes, collectively referred to as “the Notes”, rank *pari passu* in right of payment with respect to all of FCA's existing and future senior unsecured indebtedness and senior in right of payment to any of FCA's future subordinated indebtedness and existing indebtedness, which is by its terms subordinated in right of payment to the Notes. Interest on the 2020 Notes and the 2023 Notes is payable semi-annually in April and October.

17. Other non-current liabilities

At December 31, 2019, other non-current liabilities totaled €8 million:

	At December 31,		
	2019	2018	Change
	(€ million)		
Other non-current liabilities	€ 8	€ 10	€ (2)
Total Other non-current liabilities	€ 8	€ 10	€ (2)

Other non-current liabilities relate to non-current post-employment benefits, being the present value of future benefits payable to a former CEO and management personnel that have left the Company.

18. Provisions for employee benefits and other current provisions

Employee benefit provisions primarily reflect the best estimate for variable components of compensation:

	At December 31,		
	2019	2018	Change
	(€ million)		
Provisions for employee benefits and other current provisions	€ 2	€ 2	€ —
Total Provisions for employee benefits and other current provisions	€ 2	€ 2	€ —

19. Trade payables

At December 31, 2019, trade payables totaled €31 million, an increase of €15 million from December 31, 2018, and consisted of the following:

	At December 31,		
	2019	2018	Change
	(€ million)		
Trade payables due to third parties	€ 24	€ 11	€ 13
Intercompany trade payables	7	5	2
Total trade payables	€ 31	€ 16	€ 15

The €15 million increase is mainly attributable to higher accruals for legal and other professional fees.

Trade payables are due within one year and their carrying amount at the reporting date is deemed to approximate their fair value.

20. Current debt

At December 31, 2019, current debt totaled €4,926 million, a €1,394 million decrease over December 31, 2018 and related to the following:

	At December 31,		
	2019	2018	Change
	(€ million)		
Intercompany debt:			
- Current account with Fiat Chrysler Finance S.p.A.	€ 212	€ 134	€ 78
- Current account with Fiat Chrysler Finance Europe SENC	4,647	6,121	(1,474)
Total intercompany debt	€ 4,859	€ 6,255	€ (1,396)
Third party debt:			
- Accrued interest payable	67	65	2
Total third party debt	€ 67	€ 65	€ 2
Total current debt	€ 4,926	€ 6,320	€ (1,394)

Current intercompany debt of €4,859 million (€6,255 million at December 31, 2018) is denominated in Euro and the carrying amount approximates fair value.

Current account with Fiat Chrysler Finance Europe SENC represents the overdraft as part of the Group's centralized treasury management.

Accrued interest payable of €67 million (€65 million at December 31, 2018) relates to the unsecured senior debt securities referred to in Note 16, *Non-current debt*.

21. Other debt

At December 31, 2019, Other debt totaled €932 million, a net increase of €694 million over December 31, 2018, and included the following:

	At December 31,		
	2019	2018	Change
	(€ million)		
Intercompany other debt:			
- Consolidated Italian corporate tax	€ 633	€ 65	€ 568
- Consolidated VAT	192	130	62
- Other	45	3	42
Total intercompany other debt	€ 870	€ 198	€ 672
Other debt and taxes payable:			
- Taxes payable	1	2	(1)
- Accrued expenses	1	3	(2)
- Other payables	60	35	25
Total Other debt and taxes payable	€ 62	€ 40	€ 22
Total Other debt	€ 932	€ 238	€ 694

Intercompany debt relating to consolidated Italian corporate tax of €633 million (€65 million at December 31, 2018) consisted of compensation payable for tax losses and Italian corporate tax credits contributed by Italian subsidiaries participating in the domestic tax consolidation program for 2019, for which the Italian branch of FCA N.V. is the consolidating entity.

At December 31, 2019, intercompany debt relating to consolidated VAT of €192 million (€130 million at December 31, 2018) consisted of VAT credits of Italian subsidiaries transferred to FCA as part of the consolidated VAT regime.

Other debt and taxes payable are all due within one year and their carrying amount is deemed to approximate their fair value.

22. Guarantees granted, commitments and contingent liabilities

Guarantees granted

At December 31, 2019, guarantees issued totaled €4,791 million (€6,679 million at December 31, 2018) wholly provided on behalf of Group companies. The decrease of €1,888 million as compared to December 31, 2018 related principally to the repayment of bonds from Fiat Chrysler Finance Europe SENC.

The main guarantees outstanding at December 31, 2019, were as follows:

- €2,421 million for bonds issued;
- €749 million for borrowings, of which €328 million in favor of the subsidiaries in Brazil mainly related to the construction of the new plant in Pernambuco and the remaining primarily to Fiat Chrysler Finance S.p.A; and
- €1,621 million for VAT reimbursements related to the VAT consolidation scheme in Italy.

Other commitments, contractual rights and contingent liabilities

FCA has important commitments and rights derived from outstanding agreements in addition to contingent liabilities as described in the notes to the Consolidated Financial Statements at December 31, 2019, to which reference should be made.

23. Audit fees

The following table reports fees paid to the independent auditor Ernst & Young Accountants LLP, or entities in their network, for audit and other services:

(€ thousand)	Years Ended December 31,	
	2019	2018
Audit fees	€ 16,670	€ 18,607
Audit-related fees	138	50
Tax fees	54	346
Total	€ 16,862	€ 19,003

Audit fees of Ernst & Young Accountants LLP amounted €260 thousand. No other services were performed by Ernst and Young Accountants LLP.

24. Board remuneration

Detailed information on Board of Directors compensation (including their shares and share awards) is included in the *REMUNERATION REPORT* section of this report.

25. Subsequent events

The Group has evaluated subsequent events through February 25, 2020, which is the date the financial statements were authorized for issuance. There were no subsequent events that require recognition or disclosure in the financial statements.

February 25, 2020

The Board of Directors

John Elkann

Michael Manley

Richard K. Palmer

John Abbott

Andrea Agnelli

Tiberto Brandolini d'Adda

Glenn Earle

Valerie A. Mars

Ronald L. Thompson

Michelangelo A. Volpi

Patience Wheatcroft

Ermenegildo Zegna

OTHER INFORMATION

ADDITIONAL INFORMATION FOR NETHERLANDS CORPORATE GOVERNANCE

Independent Auditor's Report

The report of the Company's independent auditor, Ernst & Young Accountants LLP, the Netherlands, is set forth following this Annual Report.

Dividends

Dividends will be determined in accordance with the article 23 of the Articles of Association of Fiat Chrysler Automobiles N.V. The relevant provisions of the Articles of Association read as follows:

1. The Company shall maintain a special capital reserve to be credited against the share premium exclusively for the purpose of facilitating any issuance or cancellation of special voting shares. The special voting shares shall not carry any entitlement to the balance of the special capital reserve. The Board of Directors shall be authorized to resolve upon (i) any distribution out of the special capital reserve to pay up special voting shares or (ii) re-allocation of amounts to credit or debit the special capital reserve against or in favor of the share premium reserve.
2. The Company shall maintain a separate dividend reserve for the special voting shares. The special voting shares shall not carry any entitlement to any other reserve of the Company. Any distribution out of the special voting rights dividend reserve or the partial or full release of such reserve will require a prior proposal from the Board of Directors and a subsequent resolution of the meeting of holders of special voting shares.
3. From the profits shown in the annual accounts, as adopted, such amounts shall be reserved as the Board of Directors may determine.
4. The profits remaining thereafter shall first be applied to allocate and add to the special voting shares dividend reserve an amount equal to one percent (1%) of the aggregate nominal value of all outstanding special voting shares. The calculation of the amount to be allocated and added to the special voting shares dividend reserve shall occur on a time-proportionate basis. If special voting shares are issued during the financial year to which the allocation and addition pertains, then the amount to be allocated and added to the special voting shares dividend reserve in respect of these newly issued special voting shares shall be calculated as from the date on which such special voting shares were issued until the last day of the financial year concerned. The special voting shares shall not carry any other entitlement to the profits.
5. Any profits remaining thereafter shall be at the disposal of the general meeting of Shareholders for distribution of profits on the common shares only, subject to the provision of paragraph 8 of this article.
6. Subject to a prior proposal of the Board of Directors, the general meeting of Shareholders may declare and pay distribution of profits and other distributions in United States Dollars. Furthermore, subject to the approval of the general meeting of Shareholders and the Board of Directors having been designated as the body competent to pass a resolution for the issuance of shares in accordance with Article 6, the Board of Directors may decide that a distribution shall be made in the form of shares or that Shareholders shall be given the option to receive a distribution either in cash or in the form of shares.
7. The Company shall only have power to make distributions to Shareholders and other persons entitled to distributable profits to the extent the Company's equity exceeds the sum of the paid in and called up part of the share capital and the reserves that must be maintained pursuant to Dutch law and the Company's Articles of Association. No distribution of profits or other distributions may be made to the Company itself for shares that the Company holds in its own share capital.
8. The distribution of profits shall be made after the adoption of the annual accounts, from which it appears that the same is permitted.

9. The Board of Directors shall have power to declare one or more interim distributions of profits, provided that the requirements of paragraph 7 hereof are duly observed as evidenced by an interim statement of assets and liabilities as referred to in Section 2:105 paragraph 4 of the Dutch Civil Code and provided further that the policy of the Company on additions to reserves and distributions of profits is duly observed. The provisions of paragraphs 2 and 3 hereof shall apply *mutatis mutandis*.
10. The Board of Directors may determine that distributions are made from the Company's share premium reserve or from any other reserve provided that payments from reserves may only be made to the Shareholders that are entitled to the relevant reserve upon the dissolution of the Company.
11. Distributions of profits and other distributions shall be made payable in the manner and at such date(s) - within four weeks after declaration thereof - and notice thereof shall be given as the general meeting of Shareholders, or the Board of Directors in the case of interim distributions of profits, shall determine.
12. Distributions of profits and other distributions, which have not been collected within five years and one day after the same have become payable, shall become the property of the Company.

Disclosures pursuant to Decree Article 10 EU-Directive on Takeovers

In accordance with the Dutch *Besluit artikel 10 overnamerichtlijn* (the *Decree*), the Company makes the following disclosures:

- a. For information on the capital structure of the Company, the composition of the issued share capital and the existence of the two classes of shares, please refer to Note 14, *Equity* to the Company Financial Statements in this Annual Report. For information on the rights attached to the common shares, please refer to the Articles of Association which can be found on the Company's website. To summarize, the rights attached to common shares comprise pre-emptive rights upon issue of common shares, the entitlement to attend the general meeting of Shareholders and to speak and vote at that meeting and the entitlement to distributions of such amount of the Company's profit as remains after allocation to reserves. For information on the rights attached to the special voting shares, please refer to the Articles of Association and the Terms and Conditions for the Special Voting Shares which can both be found on the Company's website and more in particular to the paragraph "Loyalty Voting Structure" of this Annual Report in the chapter "Corporate Governance". As at December 31, 2019, the issued share capital of the Company consisted of 1,567,519,274 common shares, representing 79.3 percent of the aggregate issued share capital, and 408,941,767 special voting shares, representing 20.7 percent of the aggregate issued share capital.
- b. The Company has imposed no limitations on the transfer of common shares. The Articles of Association provide in Article 13 for transfer restrictions for special voting shares.
- c. For information on participations in the Company's capital in respect of which pursuant to Sections 5:34, 5:35 and 5:43 of the Dutch Financial Supervision Acts (*Wet op het financieel toezicht*) notification requirements apply, please refer to the section "*Major Shareholders*" of this Annual Report. There you will find a list of Shareholders who are known to the Company to have holdings of 3 percent or more at the stated date.
- d. No special control rights or other rights accrue to shares in the capital of the Company.
- e. The Company does not operate an employee share participation scheme as mentioned in article 1 sub 1(e) of the Decree.
- f. No restrictions apply to voting rights attached to shares in the capital of the Company, nor are there any deadlines for exercising voting rights. The Articles of Association allow the Company to cooperate in the issuance of registered depositary receipts for common shares, but only pursuant to a resolution to that effect of the Board of Directors. The Company is not aware of any depositary receipts having been issued for shares in its capital.

- g. The Company is not aware of the existence of any agreements with Shareholders which may result in restrictions on the transfer of shares or limitation of voting rights.
- h. The rules governing the appointment and dismissal of members of the Board of Directors are stated in the Articles of Association of the Company. All members of the Board of Directors are appointed by the general meeting of Shareholders. The term of office of all members of the Board of Directors is for a period of approximately one year after appointment, with such a period expiring on the day the first Annual General Meeting of Shareholders is held in the following calendar year. The general meeting of Shareholders has the power to suspend or dismiss any member of the Board of Directors at any time. The rules governing an amendment of the Articles of Association are stated in the Articles of Association and require a resolution of the general meeting of Shareholders which can only be passed pursuant to a prior proposal of the Board of Directors.
- i. At the annual general meeting of shareholders held on April 12, 2019, the designation of the Board of Directors as the competent body to issue shares and rights to subscribe for shares and to limit or limit pre-emption rights in connection therewith was extended up to and including October 11, 2020. The authorization to issue common shares and to grant rights to subscribe for common shares is limited to: (i) 10 percent of the issued common shares for general corporate purposes as per the date of the 2019 annual general meeting of shareholders (April 12, 2019), which can be used for any and all purposes, plus (ii) an additional 10 percent of the issued common shares as per such date if the issuance occurs on the occasion of the acquisition of an enterprise or a corporation, or, if such issuance and/or the granting of rights to subscribe for common shares is otherwise necessary in the opinion of the Board of Directors. The authorization to limit or exclude pre-emption rights is limited to the percentages applicable to the authorization to issue common shares and to grant rights to subscribe for common shares. At the same annual general meeting, the Board of Directors was also authorized to issue special voting shares and to grant rights to subscribe for special voting shares up to the maximum aggregate amount of special voting shares as provided for in the Company's authorized share capital as set out in the Company's articles of association for a period up to and including October 11, 2020. In the event of an issuance of special voting shares, shareholders have no right of pre-emptions. The Company has the authority to acquire fully paid-up shares in its own share capital, provided that such acquisition is made for no consideration. Further rules governing the acquisition of shares by the Company in its own share capital are set out in article 8 of the Articles of Association. In addition, the Board of Directors has been authorized to acquire common shares in the capital of the Company, either through purchase on a stock exchange, through a public tender offer, offer for exchange or otherwise, up to a maximum number of shares equal to 10 percent of the Company's issued common shares as per the date of the 2019 annual general meeting of Shareholders (April 12, 2019) at a purchase price per share between, on the one hand, an amount equal to the par value of the shares and, on the other hand, an amount equal to 110 percent of the market price of the shares on the New York Stock Exchange and/or the Mercato Telematico Azionario (as the case may be); the market price being the average of the highest price on each of the five days of trading prior to the date on which the acquisition is made, as shown in the Official Price List of the New York Stock Exchange and/or the Mercato Telematico Azionario (as the case may be), for a period of 18 months from the date of the 2019 annual general meeting of shareholders (April 12, 2019) and therefore up to and including October 11, 2020.
- j. The Company is not a party to any significant agreements which will take effect, be altered or terminated upon a change of control of the Company as a result of a public offer within the meaning of Section 5:70 of the Dutch Financial Supervision Acts (*Wet op het financieel toezicht*), provided that some of the loan agreements guaranteed by the Company and certain bonds guaranteed by the Company contain clauses that, as it is customary for such financial transactions, may require early repayment or termination in the event of a change of control of the guarantor or the borrower. In certain cases, that requirement may only be triggered if the change of control event coincides with other conditions, such as a rating downgrade.
- k. Under the terms of the Company's Equity Incentive Plan (EIP) and employment agreements entered into with certain executive officers, executives may be entitled to receive severance payments of up to two times annual cash compensation and accelerated vesting of awards under the EIP if, within twenty-four (24) months of a Change of Control (as defined therein), the executive's employment is involuntarily terminated by the Company (other than for Cause -as defined therein-) or is terminated by the participant for Good Reason (as defined therein).

The disclosures set out under f., g. and j. above, are subject to the announcement by the Company, dated December 17, 2019, that the Company and Peugeot S.A. (“Groupe PSA”) signed a binding combination agreement (the “Combination Agreement”) providing for a 50/50 merger of the businesses of the Company and Groupe PSA. The press release is available on the Company's website at: https://www.fcagroup.com/en-US/media_center/fca_press_release/Pages/home.aspx. Completion of the proposed merger is expected to take place in 12-15 months from signing of the Combination Agreement, subject to customary closing conditions. Under the proposed articles of association of the combined company, it is foreseen that no shareholder would have the power to exercise more than 30% of the votes cast at shareholders’ meetings. It is also foreseen that there will be no carryover of existing double voting rights but that new double voting rights will accrue after a three-year holding period after completion of the proposed merger. Furthermore, in connection with the proposed merger, a 3-year lock-up and a 7-year standstill applies with respect to certain shareholdings of certain shareholders, as further set out in the press release referred to above.

ADDITIONAL INFORMATION FOR U.S. LISTING PURPOSES

Contractual Obligations

The following table summarizes payments due under our significant contractual commitments as of December 31, 2019:

(€ million)	Payments due by period				
	Total	Less than 1 year	1-3 years	3-5 years	More than 5 years
Long-term debt ⁽¹⁾	€ 8,948	€ 2,197	€ 3,717	€ 2,945	€ 89
Interest on Long-term debt ⁽²⁾	1,066	383	526	156	1
Lease liabilities ⁽³⁾	2,146	430	488	417	811
Short-term leases and Low-value assets obligations ⁽⁴⁾	79	45	27	7	—
Unconditional minimum purchase obligations ⁽⁵⁾	1,864	982	810	72	—
Purchase obligations ⁽⁶⁾	3,794	2,837	956	1	—
Pension contribution requirements ⁽⁷⁾	75	75	—	—	—
Total	€ 17,972	€ 6,949	€ 6,524	€ 3,598	€ 901

(1) Amounts presented relate to the principal amounts of long-term debt and exclude the related interest expense that will be paid when due, fair value adjustments, discounts, premiums and loan origination fees. For additional information see Note 21, Debt, within the Consolidated Financial Statements included elsewhere in this report.

(2) Amounts include interest payments based on contractual terms and current interest rates on our debt. Interest rates based on variable rates included above were determined using the current interest rates in effect at December 31, 2019.

(3) Lease liabilities consist mainly of industrial buildings and plant, machinery and equipment used in our business. The amounts reported include all future cash outflows included in the undiscounted lease liabilities. See Note 21, Debt, within the Consolidated Financial Statements included elsewhere in this report.

(4) Short-term leases and Low-value assets mainly relate to leases for commercial and industrial properties, machinery and equipment used in our business. The amounts reported above include the minimum rental and payment commitments due under such leases.

(5) Unconditional minimum purchase obligations relate to our unconditional purchase obligations to purchase a fixed or minimum quantity of goods and/or services from suppliers with fixed and determinable price provisions. From time to time, in the ordinary course of our business, we enter into various arrangements with key suppliers in order to establish strategic and technological advantages.

(6) Purchase obligations are comprised of (i) the repurchase price guaranteed to certain customers on sales with a buy-back commitment in an aggregate amount of €1,329 million, (ii) commitments to purchase tangible fixed assets, mainly in connection with planned capital expenditure of various group companies, in an aggregate amount of approximately €1,255 million, and (iii) commitments to purchase intangible assets relating to regulatory emissions credits for an aggregate amount of approximately €1,210 million.

(7) Pension contribution requirements are based on the estimate of our minimum funding requirements under our funded pension plans. We may elect to make contributions in excess of the minimum funding requirements. The Group contributions to pension plans for 2020 are expected to be €970 million, of which €940 million relate to the U.S. and Canada, with €895 million being discretionary contributions and €45 million will be made to satisfy minimum funding requirements. Our minimum funding requirements after 2020 will depend on several factors, including investment performance and interest rates. Therefore, the above excludes payments beyond 2020, since we cannot predict with reasonable reliability the timing and amounts of future minimum funding requirements. Refer to Note 19, Employee benefits liabilities, within the Consolidated Financial Statements included elsewhere in this report for expected benefit payments for the Group's pension plans and for the Group's unfunded health care and life insurance plans.

Product warranties, recall campaigns and product liabilities

The contractual obligations set forth above do not include payments for product warranty and recall campaign costs. We issue various types of product warranties under which we generally guarantee the performance of products delivered for a certain period of time. The estimated future costs of product warranties are principally based on assumptions regarding the lifetime warranty costs of each vehicle line and each model year of that vehicle line, as well as historical claims experience for the Group's vehicles. We also periodically initiate voluntary service and recall actions to address various customer satisfaction, safety and emissions issues related to the vehicles that we sell. In North America, we accrue estimated costs for recalls at the time of sale, which are based on historical claims experience as well as an additional actuarial analysis that gives greater weight to the more recent calendar year trends in recall campaign activity. In other regions and sectors, however, there generally is not sufficient historical data to support the application of an actuarial-based estimation technique. As a result, estimated recall costs for the other regions and sectors are accrued at the time when they are probable and reasonably estimable, which typically occurs once it is determined a specific recall campaign is approved and is announced. Estimates of the future costs of all these actions are inevitably imprecise due to numerous uncertainties, including the enactment of new laws and regulations, the number of vehicles affected by a service or recall action and the nature of the corrective action. It is reasonably possible that the ultimate costs of these services and recall actions may require us to make expenditures in excess of established reserves over an extended period of time and in a range of amounts that cannot be reasonably estimated. At December 31, 2019, our product warranty and recall campaigns provision was €6,306 million.

Significant Vehicle Assembly Plants

The following table provides information about our significant vehicle assembly plants as of December 31, 2019, excluding joint ventures, of which the largest by region are Belvidere (U.S.), Betim (Brazil) and Cassino (Italy).

Each of the assembly plants listed below have a covered area of more than 100,000 square meters:

Country	Location
North America	
U.S.	Belvidere, Illinois
U.S.	Jefferson North, Michigan
U.S.	Sterling Heights, Michigan
U.S.	Toledo North, Ohio
U.S.	Toledo Supplier Park, Ohio
U.S.	Warren Truck, Michigan
Mexico	Toluca, Estado de México
Mexico	Saltillo Truck, Coahuila
Mexico	Saltillo Van, Coahuila
Canada	Brampton, Ontario
Canada	Windsor, Ontario
LATAM	
Brazil	Betim, Minas Gerais
Brazil	Goiana, Pernambuco
Argentina	Cordoba
EMEA	
Italy	Cassino
Italy	Melfi
Italy	Pomigliano
Italy	Turin (Mirafiori)
Poland	Tychy
Serbia	Kragujevac

We have three vehicle assembly plants for Maserati in Italy (including two plants owned by FCA Italy), thirteen plants for Comau and six for Teksid, (including four classified as held for sale, refer to Note 3, *Scope of consolidation* included within the Consolidated financial statements included elsewhere in this report).

In February 2019, the Group announced plans to invest a total of \$4.5 billion in five of its existing Michigan plants and to work with the State of Michigan and the City of Detroit on building a new assembly plant within the city limits. The move is expected to increase capacity to meet growing demand for Jeep and Ram brands, including production of two new Jeep branded white-space products, as well as electrified models. The State of Michigan and the City of Detroit have committed to provide various financial incentives, including tax incentives, in connection with these plans.

In September 2019, the Group announced further details on its planned €5 billion investment program for Italy, with investments towards all-new Maserati models to be developed, electrified and produced in Italy at Modena, Cassino and Turin (Mirafiori and Grugliasco). An investment of approximately €800 million was announced for the construction of the new production line for a new Maserati utility vehicle at Cassino, scheduled to open at the end of the first quarter of 2020, with the first pre-series cars expected to roll off the production line by 2021. An investment of €800 million was also announced for the Turin production hub, where the all-new GranTurismo and GranCabrio will be produced.

Our Share Information

On October 13, 2014, our common shares began trading on the NYSE under the symbol “FCAU” and on the MTA under the symbol “FCA”. Prior to October 13, 2014, our ordinary shares were listed and traded on the MTA under the symbol “Fiat”.

Dividend Policy

Refer to Note 26, *Equity* within the Consolidated Financial Statements included elsewhere in this report for additional detail on the proposed annual ordinary dividend distribution to holders of FCA common shares.

For additional information on distribution of profits, refer to *ADDITIONAL INFORMATION FOR NETHERLANDS CORPORATE GOVERNANCE - Dividends* above.

Principal Accountant Fees and Services

EY S.p.A., the member firms of Ernst & Young and their respective affiliates (collectively, the “Ernst & Young Entities”) were appointed to serve as our independent registered public accounting firm for the years ended December 31, 2019 and 2018. We incurred the following fees from the Ernst & Young Entities for professional services for the years ended December 31, 2019 and 2018, respectively:

€ thousands)	Years Ended December 31,	
	2019	2018
Audit fees	€ 16,670	€ 18,607
Audit-related fees	138	50
Tax fees	54	346
Total	€ 16,862	€ 19,003

“Audit fees” are the aggregate fees billed by the Ernst & Young Entities for the audit of our consolidated annual financial statements, reviews of interim financial statements and attestation services that are provided in connection with statutory and regulatory filings or engagements. “Audit-related fees” are fees charged by the Ernst & Young Entities for assurance and related services that are reasonably related to the performance of the audit or review of our financial statements and are not reported under “Audit fees”. This category comprises fees for the audit of employee benefit plans and pension plans, agreed-upon procedure engagements and other attestation services subject to regulatory requirements.

Audit Committee’s pre-approval policies and procedures

Our Audit Committee nominates and engages our independent registered public accounting firm to audit our consolidated financial statements. Our Audit Committee has a policy requiring management to obtain the Audit Committee’s approval before engaging our independent registered public accounting firm to provide any other audit or permitted non-audit services to us or our subsidiaries. Pursuant to this policy, which is designed to ensure that such engagements do not impair the independence of our independent registered public accounting firm, the Audit Committee reviews and pre-approves (if appropriate) specific audit and non-audit services in the categories Audit Services, Audit-Related Services, Tax Services, and any other services that may be performed by our independent registered public accounting firm.

Taxation

Material U.S. Federal Income Tax Consequences

This section describes the material U.S. federal income tax consequences of owning FCA stock. It applies solely to persons that hold shares as capital assets for U.S. federal income tax purposes. This section does not apply to members of a special class of holders subject to special rules, including:

- a dealer in securities or foreign currencies;
- a regulated investment company;
- a trader in securities that elects to use a mark-to-market method of accounting for securities holdings;
- a tax-exempt organization;
- a bank, financial institution, or insurance company;
- a person liable for alternative minimum tax;
- a person that actually or constructively owns 10 percent or more, by vote or value, of FCA;
- a person that holds shares as part of a straddle or a hedging, conversion, or other risk reduction transaction for U.S. federal income tax purposes;
- a person that acquired shares pursuant to the exercise of employee stock options or otherwise as compensation; or
- a person whose functional currency is not the U.S. Dollar.

This section is based on the Internal Revenue Code of 1986, as amended, the Code, its legislative history, existing and proposed regulations, published rulings and court decisions, as well as on applicable tax treaties, all as of the date hereof. These laws are subject to change, possibly on a retroactive basis.

If an entity or arrangement treated as a partnership for U.S. federal income tax purposes holds shares, the U.S. federal income tax treatment of a partner will generally depend on the status of the partner and the tax treatment of the partnership. A partner in an entity treated as a partnership for U.S. federal income tax purposes holding shares should consult its tax advisors with regard to the U.S. federal income tax treatment of the ownership of FCA stock.

No statutory, judicial or administrative authority directly discusses how the ownership of FCA stock should be treated for U.S. federal income tax purposes. As a result, the U.S. federal income tax consequences of the ownership of FCA stock are uncertain. Shareholders should consult their own tax advisors regarding the U.S. federal, state and local and foreign and other tax consequences of owning and disposing of FCA stock in their particular circumstances.

For the purposes of this discussion, a “U.S. Shareholder” is a beneficial owner of shares that is:

- an individual that is a citizen or resident of the United States;
- a corporation, or other entity taxable as a corporation, created or organized under the laws of the United States;
- an estate whose income is subject to U.S. federal income tax regardless of its source; or
- a trust if a U.S. court can exercise primary supervision over the trust’s administration and one or more U.S. persons are authorized to control all substantial decisions of the trust.

Tax Consequences of Owning FCA Stock

Taxation of Dividends

Under the U.S. federal income tax laws, and subject to the discussion of PFIC taxation below, a U.S. Shareholder must include in its gross income the gross amount of any dividend paid by FCA to the extent of its current or accumulated earnings and profits (as determined for U.S. federal income tax purposes). Dividends will be taxed as ordinary income to the extent that they are paid out of FCA's current or accumulated earnings and profits. Dividends paid to a non-corporate U.S. Shareholder by certain "qualified foreign corporations" that constitute qualified dividend income are taxable to the shareholder at the preferential rates applicable to long-term capital gains provided that the shareholder holds the shares for more than 60 days during the 121-day period beginning 60 days before the ex-dividend date and meets other holding period requirements. For this purpose, stock of FCA is treated as stock of a qualified foreign corporation if FCA is eligible for the benefits of an applicable comprehensive income tax treaty with the United States or if such stock is listed on an established securities market in the United States. The common shares of FCA are listed on the NYSE and FCA expects to be eligible for the benefits of such a treaty. Accordingly, subject to the discussion of PFIC taxation below, dividends FCA pays with respect to the shares will constitute qualified dividend income, assuming the holding period requirements are met.

A U.S. Shareholder must include any foreign tax withheld from the dividend payment in this gross amount even though the shareholder does not in fact receive the amount withheld. The dividend is taxable to a U.S. Shareholder when the U.S. Shareholder receives the dividend, actually or constructively.

The dividend will not be eligible for the dividends-received deduction allowed to U.S. corporations in respect of dividends received from other U.S. corporations.

Distributions in excess of current and accumulated earnings and profits, as determined for U.S. federal income tax purposes, will be treated as a non-taxable return of capital to the extent of the U.S. Shareholder's basis in the shares of FCA stock, causing a reduction in the U.S. Shareholder's adjusted basis in FCA stock, and thereafter as capital gain.

Subject to certain limitations, any non-U.S. tax withheld and paid over to a non-U.S. taxing authority is eligible for credit against a U.S. Shareholder's U.S. federal income tax liability except to the extent a refund of the tax withheld is available to the U.S. Shareholder under non-U.S. tax law or under an applicable tax treaty. The amount allowed to a U.S. Shareholder as a credit is limited to the amount of the U.S. Shareholder's U.S. federal income tax liability that is attributable to income from sources outside the U.S. and is computed separately with respect to different types of income that the U.S. Shareholder receives from non-U.S. sources. Subject to the discussion below regarding Section 904(h) of the Code, dividends paid by FCA will be foreign source income and depending on the circumstances of the U.S. Shareholder, will be either "passive" or "general" income for purposes of computing the foreign tax credit allowable to a U.S. Shareholder.

Under Section 904(h) of the Code, dividends paid by a foreign corporation that is treated as 50 percent or more owned, by vote or value, by U.S. persons may be treated as U.S. source income (rather than foreign source income) for foreign tax credit purposes, to the extent the foreign corporation earns U.S. source income. In certain circumstances, U.S. Shareholders may be able to choose the benefits of Section 904(h)(10) of the Code and elect to treat dividends that would otherwise be U.S. source dividends as foreign source dividends, but in such a case the foreign tax credit limitations would be separately determined with respect to such "resourced" income. In general, therefore, the application of Section 904(h) of the Code may adversely affect a U.S. Shareholder's ability to use foreign tax credits. FCA does not believe that it is 50 percent or more owned by U.S. persons, but this conclusion is a factual determination and is subject to change; no assurance can therefore be given that FCA may not be treated as 50 percent or more owned by U.S. persons for purposes of Section 904(h) of the Code. U.S. Shareholders are strongly urged to consult their own tax advisors regarding the possible impact if Section 904(h) of the Code should apply.

Taxation of Capital Gains

Subject to the discussion of PFIC taxation below, a U.S. Shareholder that sells or otherwise disposes of its FCA common shares will recognize capital gain or loss for U.S. federal income tax purposes equal to the difference between the U.S. Dollar value of the amount that the U.S. Shareholder realizes and the U.S. Shareholder's tax basis in those shares. Capital gain of a non-corporate U.S. Shareholder is generally taxed at preferential rates where the property is held for more than one year. The gain or loss will be U.S. source income or loss for foreign tax credit limitation purposes. The deduction of capital losses is subject to limitations.

Loyalty Voting Structure

NO STATUTORY, JUDICIAL OR ADMINISTRATIVE AUTHORITY DIRECTLY DISCUSSES HOW THE RECEIPT, OWNERSHIP OR DISPOSITION OF SPECIAL VOTING SHARES SHOULD BE TREATED FOR U.S. FEDERAL INCOME TAX PURPOSES AND AS A RESULT, THE U.S. FEDERAL INCOME TAX CONSEQUENCES ARE UNCERTAIN. ACCORDINGLY, WE URGE U.S. SHAREHOLDERS TO CONSULT THEIR TAX ADVISOR AS TO THE TAX CONSEQUENCES OF THE RECEIPT, OWNERSHIP AND DISPOSITION OF SPECIAL VOTING SHARES.

If a U.S. Shareholder receives special voting shares after requesting all or some of the number of its FCA common shares be registered on the Loyalty Register, the tax consequences of the receipt of special voting shares is unclear. While distributions of stock are tax-free in certain circumstances, the distribution of special voting shares would be taxable if it were considered to result in a “disproportionate distribution.” A disproportionate distribution is a distribution or series of distributions, including deemed distributions, that have the effect of the receipt of cash or other property by some shareholders of FCA and an increase in the proportionate interest of other shareholders of FCA in FCA’s assets or earnings and profits. It is possible that the distribution of special voting shares to a U.S. Shareholder that has requested all or some of the number of its FCA common shares be registered on the Loyalty Register and a distribution of cash in respect of FCA common shares could be considered together to constitute a “disproportionate distribution.” Unless FCA has not paid cash dividends in the 36 months prior to a U.S. Shareholder’s receipt of special voting shares and FCA does not intend to pay cash dividends in the 36 months following a U.S. Shareholder’s receipt of special voting shares, FCA intends to treat the receipt of special voting shares as a distribution that is subject to tax as described above in “Consequences of Owning FCA Stock—Taxation of Dividends.” The amount of the dividend should equal the fair market value of the special voting shares received. For the reasons stated above, FCA believes and intends to take the position that the value of each special voting share is minimal. However, because the fair market value of the special voting shares is factual and is not governed by any guidance that directly addresses such a situation, the IRS could assert that the value of the special voting shares (and thus the amount of the dividend) as determined by FCA is incorrect.

Ownership of Special Voting Shares

FCA believes that U.S. Shareholders holding special voting shares should not have to recognize income in respect of amounts transferred to the special voting shares dividend reserve that are not paid out as dividends. Section 305 of the Code may, in certain circumstances, require a holder of preferred shares to recognize income even if no dividends are actually received on such shares if the preferred shares are redeemable at a premium and the redemption premium results in a “constructive distribution.” Preferred shares for this purpose refer to shares that do not participate in corporate growth to any significant extent. FCA believes that Section 305 of the Code should not apply to any amounts transferred to the special voting shares dividend reserve that are not paid out as dividends so as to require current income inclusion by U.S. Shareholders because, among other things, (i) the special voting shares are not redeemable on a specific date and a U.S. Shareholder is only entitled to receive amounts in respect of the special voting shares upon liquidation, (ii) Section 305 of the Code does not require the recognition of income in respect of a redemption premium if the redemption premium does not exceed a de minimis amount and, even if the amounts transferred to the special voting shares dividend reserve that are not paid out as dividends are considered redemption premium, the amount of the redemption premium is likely to be “de minimis” as such term is used in the applicable Treasury Regulations. FCA therefore intends to take the position that the transfer of amounts to the special voting shares dividend reserve that are not paid out as dividends does not result in a “constructive distribution,” and this determination is binding on all U.S. Shareholders of special voting shares other than a U.S. Shareholder that explicitly discloses its contrary determination in the manner prescribed by the applicable regulations. However, because the tax treatment of the loyalty voting structure is unclear and because FCA’s determination is not binding on the IRS, it is possible that the IRS could disagree with FCA’s determination and require current income inclusion in respect of such amounts transferred to the special voting shares dividend reserve that are not paid out as dividends.

Disposition of Special Voting Shares

The tax treatment of a U.S. Shareholder that has its special voting shares redeemed for zero consideration after removing its common shares from the Loyalty Register is unclear. It is possible that a U.S. Shareholder would recognize a loss to the extent of the U.S. Shareholder's basis in its special voting shares, which should equal (i) if the special voting shares were received in connection with the 2014 Merger, the basis allocated to the special voting shares, and (ii) if the special voting shares were received after the requisite holding period on the Loyalty Register, the amount that was included in income upon receipt. Such loss would be a capital loss and would be a long-term capital loss if a U.S. Shareholder has held its special voting shares for more than one year. It is also possible that a U.S. Shareholder would not be allowed to recognize a loss upon the redemption of its special voting shares and instead a U.S. Shareholder should increase the basis in its FCA common shares by an amount equal to the basis in its special voting shares. Such basis increase in a U.S. Shareholder's FCA common shares would decrease the gain, or increase the loss, that a U.S. Shareholder would recognize upon the sale or other taxable disposition of its FCA common shares.

THE U.S. FEDERAL INCOME TAX TREATMENT OF THE LOYALTY VOTING STRUCTURE IS UNCLEAR AND U.S. SHAREHOLDERS ARE URGED TO CONSULT THEIR TAX ADVISORS IN RESPECT OF THE CONSEQUENCES OF ACQUIRING, OWNING, AND DISPOSING OF SPECIAL VOTING SHARES.

PFIC Considerations—Consequences of Holding FCA Stock

FCA believes that shares of its stock are not stock of a PFIC for U.S. federal income tax purposes, but this conclusion is based on a factual determination made annually and thus is subject to change. As discussed in greater detail below, if shares of FCA stock were to be treated as stock of a PFIC, gain realized (subject to the discussion below regarding a mark-to-market election) on the sale or other disposition of shares of FCA stock would not be treated as capital gain, and a U.S. Shareholder would be treated as if such U.S. Shareholder had realized such gain and certain "excess distributions" ratably over the U.S. Shareholder's holding period for its shares of FCA stock and would be taxed at the highest tax rate in effect for each such year to which the gain was allocated, together with an interest charge in respect of the tax attributable to each such year. With certain exceptions, a U.S. Shareholder's shares of FCA stock would be treated as stock in a PFIC if FCA were a PFIC at any time during such U.S. Shareholder's holding period in the shares. Dividends received from FCA would not be eligible for the special tax rates applicable to qualified dividend income if FCA were treated as a PFIC in the taxable years in which the dividends are paid or in the preceding taxable year (regardless of whether the U.S. holder held shares of FCA stock in such year) but instead would be taxable at rates applicable to ordinary income.

FCA would be a PFIC with respect to a U.S. Shareholder if for any taxable year in which the U.S. Shareholder held shares of FCA stock, after the application of applicable "look-through rules":

- 75 percent or more of FCA's gross income for the taxable year consists of "passive income" (including dividends, interest, gains from the sale or exchange of investment property and rents and royalties other than rents and royalties which are received from unrelated parties in connection with the active conduct of a trade or business, as defined in applicable Treasury Regulations); or
- at least 50 percent of its assets for the taxable year (averaged over the year and determined based upon value) produce or are held for the production of passive income.

Because the determination whether a foreign corporation is a PFIC is primarily factual and there is little administrative or judicial authority on which to rely to make a determination, the IRS might not agree that FCA is not a PFIC. Moreover, no assurance can be given that FCA would not become a PFIC for any future taxable year if there were to be changes in FCA's assets, income or operations.

If FCA were to be treated as a PFIC for any taxable year (and regardless of whether FCA remains a PFIC for subsequent taxable years), each U.S. Shareholder that is treated as owning FCA stock for purposes of the PFIC rules (i) would be liable to pay U.S. federal income tax at the highest applicable income tax rates on (a) ordinary income upon the receipt of excess distributions (the portion of any distributions received by the U.S. Shareholder on FCA stock in a taxable year in excess of 125 percent of the average annual distributions received by the U.S. Shareholder in the three preceding taxable years or, if shorter, the U.S. Shareholder's holding period for the FCA stock) and (b) on any gain from the disposition of FCA stock, plus interest on such amounts, as if such excess distributions or gain had been recognized ratably over the U.S. Shareholder's holding period of the FCA stock, and (ii) may be required to annually file Form 8621 with the IRS reporting information concerning FCA.

If FCA were to be treated as a PFIC for any taxable year and provided that FCA common shares are treated as "marketable stock" within the meaning of applicable Treasury Regulations, which FCA believes will be the case, a U.S. Shareholder may make a mark-to-market election. Under a mark-to-market election, any excess of the fair market value of the FCA common shares at the close of any taxable year over the U.S. Shareholder's adjusted tax basis in the FCA common shares is included in the U.S. Shareholder's income as ordinary income. These amounts of ordinary income would not be eligible for the favorable tax rates applicable to qualified dividend income or long-term capital gains. In addition, the excess, if any, of the U.S. Shareholder's adjusted tax basis at the close of any taxable year over the fair market value of the FCA common shares is deductible in an amount equal to the lesser of the amount of the excess or the amount of the net mark-to-market gains that the U.S. Shareholder included in income in prior years. A U.S. Shareholder's tax basis in FCA common shares would be adjusted to reflect any such income or loss. Gain realized on the sale, exchange or other disposition of FCA common shares would be treated as ordinary income, and any loss realized on the sale, exchange or other disposition of FCA common shares would be treated as ordinary loss to the extent that such loss does not exceed the net mark-to-market gains previously included by the U.S. Shareholder. It is not expected that the special voting shares would be treated as "marketable stock" and eligible for the mark-to-market election.

The adverse consequences of owning stock in a PFIC could also be mitigated if a U.S. Shareholder makes a valid "qualified electing fund" election, or QEF election, which, among other things, would require a U.S. Shareholder to include currently in income its pro rata share of the PFIC's net capital gain and ordinary earnings, based on earnings and profits as determined for U.S. federal income tax purposes. Because of the administrative burdens involved, FCA does not intend to provide information to its shareholders that would be required to make such election effective.

A U.S. Shareholder which holds FCA stock during a period when FCA is a PFIC will be subject to the foregoing rules for that taxable year and all subsequent taxable years with respect to that U.S. Shareholder's holding of FCA stock, even if FCA ceases to be a PFIC, subject to certain exceptions for U.S. Shareholders which made a mark-to-market or QEF election. U.S. Shareholders are strongly urged to consult their tax advisors regarding the PFIC rules, and the potential tax consequences to them if FCA were determined to be a PFIC.

Medicare Tax on Net Investment Income

A U.S. person that is an individual or estate, or a trust that does not fall into a special class of trusts that is exempt from such tax, is subject to a 3.8 percent tax, the Medicare tax, on the lesser of (i) the U.S. person's "net investment income" (or undistributed net investment income in the case of an estate or trust) for the relevant taxable year and (ii) the excess of the U.S. person's modified adjusted gross income for the taxable year over a certain threshold (which in the case of individuals is between U.S.\$125,000 and U.S.\$250,000, depending on the individual's circumstances). A shareholder's net investment income generally includes its dividend income and its net gains from the disposition of shares, unless such dividends or net gains are derived in the ordinary course of the conduct of a trade or business (other than a trade or business that consists of certain passive or trading activities). If a shareholder is a U.S. person that is an individual, estate or trust, the shareholder is urged to consult the shareholder's tax advisors regarding the applicability of the Medicare tax to the shareholder's income and gains in respect of the shareholder's investment in FCA stock.

Information with Respect to Foreign Financial Assets

Owners of “specified foreign financial assets” with an aggregate value in excess of U.S.\$50,000, (and in some cases, a higher threshold) may be required to file an information report with respect to such assets with their tax returns. “Specified foreign financial assets” include any financial accounts maintained by foreign financial institutions, as well as any of the following, but only if they are held for investment and not held in accounts maintained by financial institutions: (i) stocks and securities issued by non-U.S. persons; (ii) financial instruments and contracts that have non-U.S. issuers or counterparties; and (iii) interests in foreign entities. U.S. Shareholders are urged to consult their tax advisors regarding the application of this legislation to their ownership of FCA stock.

Backup Withholding and Information Reporting

Information reporting requirements for a non-corporate U.S. Shareholder, on IRS Form 1099, will apply to:

- dividend payments or other taxable distributions made to such U.S. Shareholder within the U.S.; and
- the payment of proceeds to such U.S. Shareholder from the sale of FCA stock effected at a U.S. office of a broker.

Additionally, backup withholding (currently at a 24 percent rate) may apply to such payments to a non-corporate U.S. Shareholder that:

- fails to provide an accurate taxpayer identification number;
- is notified by the IRS that such U.S. Shareholder has failed to report all interest and dividends required to be shown on such U.S. Shareholder’s federal income tax returns; or
- in certain circumstances, fails to comply with applicable certification requirements.

A person may obtain a refund of any amounts withheld under the backup withholding rules that exceed the person’s income tax liability by properly filing a refund claim with the IRS.

Material Netherlands Tax Consequences

This section describes solely the principal Dutch tax consequences of the acquisition, ownership and disposal of FCA common shares and, if applicable, FCA special voting shares by Non-Resident holders of such shares (as defined below). It does not purport to describe every aspect of Dutch taxation that may be relevant to a particular holder of FCA common shares and, if applicable, FCA special voting shares. Tax matters are complex and the tax consequences to a particular holder of FCA common shares and, if applicable, FCA special voting shares will depend in part to such holder’s circumstances. Shareholders and any potential investor should consult their own tax advisors regarding the Dutch tax consequences of acquiring, owning and disposing of FCA common shares and, if applicable, FCA special voting shares in their particular circumstances.

Where in this section English terms and expressions are used to refer to Dutch concepts, the meaning to be attributed to such terms and expressions shall be the meaning to be attributed to the equivalent Dutch concepts under Dutch tax law. Where in this section the terms “the Netherlands” and “Dutch” are used, these refer solely to the European part of the Kingdom of the Netherlands.

This section also assumes that the board shall control the conduct of the affairs of FCA and shall procure that FCA is organized in accordance with the facts, based upon which the competent authorities of the United Kingdom and The Netherlands have ruled that FCA should be treated as solely resident of the United Kingdom for the application of the tax treaty as concluded between the United Kingdom and The Netherlands. A change in facts and circumstances based upon which the ruling was issued may invalidate the contents of this section, which will not be updated to reflect any such change.

This section is based on the tax law of the Netherlands (unpublished case law not included) as it stands at the date of this Form. The law upon which this description is based is subject to change, possibly with retroactive effect. Any such change may invalidate the contents of this description, which will not be updated to reflect such change.

Where in this Dutch taxation section reference is made to “a holder of FCA common shares and, if applicable, FCA special voting shares”, that concept includes, without limitation:

1. an owner of one or more FCA common shares and/or FCA special voting shares who in addition to the title to such FCA common shares and/or FCA special voting shares, has an economic interest in such FCA common shares and/or FCA special voting shares;
2. a person who or an entity that holds the entire economic interest in one or more FCA common shares and/or FCA special voting shares;
3. a person who or an entity that holds an interest in an entity, such as a partnership or a mutual fund, that is transparent for Dutch tax purposes, the assets of which comprise one or more FCA common shares and/or FCA special voting shares, within the meaning of 1. or 2. above; or
4. a person who is deemed to hold an interest in FCA common shares and/or FCA special voting shares, as referred to under 1. to 3., pursuant to the attribution rules of article 2.14a, of the Dutch Income Tax Act 2001 (*Wet inkomstenbelasting 2001*), with respect to property that has been segregated, for instance in a trust or a foundation.

Scope of the summary

The summary of Dutch taxes set out in this section “Material Dutch tax consequences” only applies to a holder of FCA common shares and, if applicable FCA special voting shares who is a Non-Resident holder of such shares. For the purpose of this summary a holder of FCA common shares and, if applicable FCA special voting shares is a Non-Resident holder of such shares if such holder is neither a resident nor deemed to be resident in The Netherlands for purposes of Dutch income tax or corporation tax as the case may be.

Please note that this summary does not describe the tax considerations for holders of FCA common shares and, if applicable FCA special voting shares who:

- i. are individuals and derive benefits from FCA common shares and, if applicable FCA special voting shares that are a remuneration or deemed to be a remuneration in connection with past, present or future employment performed in The Netherlands or management activities and functions or membership of a management board (*bestuurder*) or a supervisory board (*commissaris*) of a Netherlands resident entity by such holder or certain individuals related to such holder (as defined in The Dutch Income Tax Act 2001); or
- ii. if for Dutch tax purposes taxable as a corporate entity and resident of Aruba, Curacao or Saint Martin.

Taxes on income and capital gains

A Non-Resident holder (as defined above) of FCA common shares and, if applicable, FCA special voting shares will not be subject to any Dutch taxes on income or capital gains in respect of any benefits derived or deemed to be derived by such holder from such holder’s FCA common shares and, if applicable, FCA special voting shares, including any capital gain realized on the disposal thereof, unless:

1. such holder derives profits from an enterprise directly, or pursuant to a co-entitlement to the net value of such enterprise, other than as a holder of securities, which enterprise either is managed in the Netherlands or carried on, in whole or in part, through a permanent establishment or a permanent representative which is taxable in the Netherlands, and such holder’s FCA common shares and, if applicable, FCA special voting shares are attributable to such enterprise; or
2. such holder is an individual and such holder derives benefits from FCA common shares and, if applicable, FCA special voting shares that are taxable as benefits from miscellaneous activities (*resultaat uit overige werkzaamheden*) in the Netherlands. Such holder may, inter alia, derive, or be deemed to derive, benefits from FCA common shares and, if applicable, FCA special voting shares that are taxable as benefits from miscellaneous activities if such holder’s investment activities go beyond the activities of an active portfolio investor, for instance in the case of use of insider knowledge or comparable forms of special knowledge.

Benefits derived or deemed to be derived from certain miscellaneous activities by a child or a foster child who is under eighteen years of age are attributed to the parent who exercises, or the parents who exercise, authority over the child, irrespective of the country of residence of the child.

Dividend withholding tax

FCA is generally required to withhold Dutch dividend withholding tax at a rate of 15 percent from dividends distributed by it. However, the competent authorities of the United Kingdom and The Netherlands have ruled that FCA is resident of the United Kingdom for the application of the tax treaty as concluded between The Netherlands and the United Kingdom. Consequently, payments made by FCA on the common shares and or the special voting shares to non-resident shareholders may be made free from Dutch dividend withholding tax.

Gift and inheritance taxes

If a holder of FCA common shares and, if applicable, FCA special voting shares disposes of FCA common shares and, if applicable, FCA special voting shares by way of gift, in form or in substance, or if a holder of FCA common shares and, if applicable, FCA special voting shares who is an individual dies, no Dutch gift tax or Dutch inheritance tax, as applicable, will be due, unless:

- i. the donor is, or the deceased was, resident or deemed to be resident in the Netherlands for purposes of Dutch gift tax or Dutch inheritance tax, as applicable; or
- ii. the donor made a gift of FCA common shares and, if applicable, FCA special voting shares, then became a resident or deemed resident of the Netherlands, and died as a resident or deemed resident of the Netherlands within 180 days of the date of the gift.

For purposes of the above, a gift of FCA common shares and, if applicable, FCA special voting shares made under a condition precedent is deemed to be made at the time the condition precedent is satisfied.

Value Added Tax

No Dutch value added tax will arise in respect of any payment in consideration for the issue of FCA common shares and, if applicable, FCA special voting shares.

Registration taxes and duties

No Dutch registration tax, transfer tax, stamp duty or any other similar documentary tax or duty, other than court fees, is payable in the Netherlands by a holder in respect of or in connection with (i) the subscription, issue, placement or allotment of FCA common shares and, if applicable, FCA special voting shares, (ii) the enforcement by way of legal proceedings (including the enforcement of any foreign judgment in the courts of the Netherlands) of the documents relating to the issue of FCA common shares and, if applicable, FCA special voting shares or the performance by FCA of FCA's obligations under such documents, or (iii) the transfer of FCA common shares and, if applicable, FCA special voting shares.

Material UK Tax Consequences

This section describes the material United Kingdom tax consequences of the ownership of FCA common shares for U.S. Shareholders. It does not purport to be a complete analysis of all potential UK tax consequences of holding FCA common shares. This section is based on current UK tax law and what is understood to be the current practice of H.M. Revenue and Customs, as well as on applicable tax treaties. This law and practice and these treaties are subject to change, possibly on a retroactive basis.

This section applies only to shareholders of FCA that are U.S. Shareholders, that are not resident or domiciled in the UK, that are not individuals temporarily non-resident in the UK for a period of up to five years, that hold their shares as an investment (other than through an individual savings account), and that are the absolute beneficial owner of both the shares and any dividends paid on them. This section does not apply to members of any special class of shareholders subject to special rules, such as:

- a pension fund;
- a charity;
- persons acquiring their shares in connection with an office or employment;
- a dealer in securities;
- an insurance company; or
- a collective investment scheme.

In addition, this section may not apply to:

- any shareholders that, either alone or together, with one or more associated persons, such as personal trusts and connected persons, control directly or indirectly at least ten percent of the voting rights or of any class of share capital of FCA; or
- any person holding shares as a borrower under a stock loan or an interim holder under a repo.

Shareholders should consult their own tax advisors on the UK tax consequences of owning and disposing of FCA common shares in their particular circumstances.

Tax Consequences of Owning FCA Common Shares

Taxation of Dividends

Dividend payments may be made without withholding or deduction for or on account of UK income tax.

A U.S. Shareholder will not be liable to account for income or corporation tax in the UK on dividends paid on the shares unless the shareholder carries on a trade (or profession or vocation) in the UK and the dividends are either a receipt of that trade or, in the case of corporation tax, the shares are held by or for a UK permanent establishment through which the trade is carried on (unless, if certain conditions are met, the trade is carried on through an independent broker or investment manager).

Taxation of Capital Gains

A disposal of FCA common shares by a shareholder that is not resident in the United Kingdom for tax purposes will not give rise to a chargeable gain or allowable loss unless that shareholder carries on a trade, profession or vocation in the United Kingdom through a branch, agency or permanent establishment (excluding, if certain conditions are met, an independent broker or investment manager) and has used, held or acquired FCA common shares for the purposes of that trade, profession or vocation or that branch, agency or permanent establishment.

Stamp Duty and Stamp Duty Reserve Tax

No liability to UK stamp duty or Stamp Duty Reserve Tax (“SDRT”) will arise on the issue of FCA common shares to shareholders. FCA will not maintain any share register in the UK and, accordingly, (i) UK stamp duty will not normally be payable in connection with a transfer of common shares, provided that the instrument of transfer is executed and retained outside the UK and no other action is taken in the UK by the transferor or transferee, and (ii) no UK SDRT will be payable in respect of any agreement to transfer FCA common shares.

Tax Consequences of Participating in the Loyalty Voting Structure

A U.S. Shareholder that would not be subject to tax on dividends or capital gains in respect of FCA common shares will not be subject to tax in respect of the special voting shares.

FCA will not maintain any share register in the UK and, accordingly, no liability to UK stamp duty or SDRT will arise to shareholders on the issue or repurchase of special voting shares.

Exhibits

Exhibit Number	Description of Documents
1.1	<u>English translation of the Articles of Association of Fiat Chrysler Automobiles N.V. (incorporated by reference to Exhibit 3.1 to Amendment No. 3 to Registration Statement on Form F-1, filed with the SEC on December 4, 2014, File No. 333-199285)</u>
1.2	<u>English translation of the Deed of Incorporation of Fiat Chrysler Automobiles N.V. (incorporated by reference to Exhibit 3.2 to Registration Statement on Form F-4, filed with the SEC on July 3, 2014, File No. 333-197229)</u>
2.1	<u>Terms and Conditions of the Global Medium Term Notes (incorporated by reference to Exhibit 4.1 to Registration Statement on Form F-4, filed with the SEC on July 3, 2014, File No. 333-197229)</u>
2.2	<u>Deed of Guarantee, dated as of March 19, 2013, by Fiat S.p.A. in favor of the Relevant Account Holders and the holders for the time being of the Global Medium Term Notes and the interest coupons appertaining to the Global Medium Term Notes (incorporated by reference to Exhibit 4.2 to Registration Statement on Form F-4, filed with the SEC on July 3, 2014, File No. 333-197229)</u>
2.3	<u>Indenture, dated as of April 14, 2015, between Fiat Chrysler Automobiles N.V. and The Bank of New York Mellon, as Trustee, relating to senior debt securities (incorporated by reference to Exhibit 4.1 to Report on Form 6-K, filed with the SEC on April 16, 2015, File No. 001-36676)</u>
2.4	<u>Form of 4.500% Global Security for Exchange Notes due 2020 (incorporated by reference to Exhibit 4.3 to Registration Statement on Form F-4, filed with the SEC on May 19, 2015, File No. 333-204303)</u>
2.5	<u>Form of 5.250% Global Security for Exchange Notes due 2023 (incorporated by reference to Exhibit 4.4 to Registration Statement on Form F-4, filed with the SEC on May 19, 2015, File No. 333-204303)</u>
2.6	<u>Description of the Registrant's Securities Registered Pursuant to Section 12 of the Exchange Act</u> Certain long-term debt instruments, none of which relates to indebtedness that exceeds 10% of the consolidated assets of Fiat Chrysler Automobiles N.V., have not been filed as exhibits to this Form 20-F. Fiat Chrysler Automobiles N.V. agrees to furnish the Securities and Exchange Commission, upon its request, a copy of any instrument defining the rights of holders of long-term debt of Fiat Chrysler Automobiles N.V. and its consolidated subsidiaries.
4.1	<u>Fiat Chrysler Automobiles N.V. Equity Incentive Plan (incorporated by reference to Exhibit 4.2 to Registration Statement on Form S-8, filed with the SEC on January 12, 2015, File No. 333-201440)</u>
4.2	<u>Fiat Chrysler Automobiles N.V. Remuneration Policy (incorporated by reference to Exhibit 4.3 to Registration Statement on Form S-8, filed with the SEC on January 12, 2015, File No. 333-201440)</u>
4.3	<u>Combination Agreement, dated as of December 17, 2019, by and between Fiat Chrysler Automobiles N.V. and Peugeot S.A.</u>
4.4	<u>Undertaking Letter, dated December 17, 2019, by and between Exor N.V. and Fiat Chrysler Automobiles N.V.</u>
4.5	<u>Undertaking Letter, dated December 17, 2019, by and among Etablissements Peugeot Freres, FFP and Peugeot S.A.</u>
4.6	<u>Undertaking Letter, dated December 17, 2019, by and among Dongfeng Motor Group Company Ltd., Dongfeng Motor (Hong Kong) International Co Ltd. and Peugeot S.A.</u>
4.7	<u>Undertaking Letter, dated December 17, 2019, by and among Bpifrance Participations, Lion Participations and Peugeot S.A.</u>
8.1	<u>Subsidiaries</u>
12.1	<u>Section 302 Certification of the Chief Executive Officer</u>
12.2	<u>Section 302 Certification of the Chief Financial Officer</u>
13.1	<u>Certification of the Chief Executive Officer Pursuant to 18 U.S.C. Section 1350, As Adopted Pursuant to Section 906 of the Sarbanes-Oxley Act of 2002</u>
13.2	<u>Certification of the Chief Financial Officer Pursuant to 18 U.S.C. Section 1350, As Adopted Pursuant to Section 906 of the Sarbanes-Oxley Act of 2002</u>
23	<u>Consent of Independent Registered Public Accounting Firm</u>

101.INS	XBRL Instance Document
101.SCH	XBRL Taxonomy Extension Schema Document
101.CAL	XBRL Taxonomy Extension Calculation Linkbase Document
101.DEF	XBRL Taxonomy Extension Definition Linkbase Document
101.LAB	XBRL Taxonomy Extension Label Linkbase Document
101.PRE	XBRL Taxonomy Extension Presentation Linkbase Document

Independent auditor's report

To: the shareholders and the audit committee of Fiat Chrysler Automobiles N.V.

Report on the audit of the financial statements 2019 included in the annual report

Our opinion

We have audited the financial statements for the year ended December 31, 2019 of Fiat Chrysler Automobiles N.V., based in Amsterdam. The financial statements include the consolidated financial statements and the Company financial statements (collectively referred to as the Financial statements).

In our opinion:

- The accompanying consolidated financial statements give a true and fair view of the financial position of Fiat Chrysler Automobiles N.V. as at December 31, 2019 and of its result and its cash flows for 2019 in accordance with International Financial Reporting Standards as adopted by the European Union (EU-IFRS) and with Part 9 of Book 2 of the Dutch Civil Code
- The accompanying Company financial statements give a true and fair view of the financial position of Fiat Chrysler Automobiles N.V. as at December 31, 2019 and of its result for 2019 in accordance with Part 9 of Book 2 of the Dutch Civil Code

The consolidated financial statements comprise:

- The consolidated statement of financial position as at December 31, 2019
- The following statements for 2019: the consolidated income statement, the consolidated statements of comprehensive income, cash flows and changes in equity
- The notes comprising a summary of the significant accounting policies and other explanatory information

The Company financial statements comprise:

- The Company statement of financial position as at December 31, 2019
- The Company income statement for 2019
- The notes comprising a summary of the accounting policies and other explanatory information

Basis for our opinion

We conducted our audit in accordance with Dutch law, including the Dutch Standards on Auditing. Our responsibilities under those standards are further described in the "Our responsibilities for the audit of the financial statements" section of our report.

We are independent of Fiat Chrysler Automobiles N.V. in accordance with the EU Regulation on specific requirements regarding statutory audit of public-interest entities, the "Wet toezicht accountants-organisaties" (Wta, Audit firms supervision act), the "Verordening inzake de onafhankelijkheid van accountants bij assurance-opdrachten" (ViO, Code of Ethics for Professional Accountants, a regulation with respect to independence) and other relevant independence regulations in the Netherlands. Furthermore we have complied with the "Verordening gedrags- en beroepsregels accountants" (VGBA, Dutch Code of Ethics).

We believe the audit evidence we have obtained is sufficient and appropriate to provide a basis for our opinion.

Our audit approach

Our understanding of the business

Fiat Chrysler Automobiles N.V. is a global automotive group engaged in designing, engineering, manufacturing, distributing and selling vehicles, components and production systems worldwide. The group is structured in group entities and we tailored our group audit approach accordingly. We paid specific attention in our audit to a number of areas driven by the operations of the group and our risk assessment.

We start by determining materiality and identifying and assessing the risks of material misstatement of the financial statements, whether due to fraud, non-compliance with laws and regulations or error in order to design audit procedures responsive to those risks, and to obtain audit evidence that is sufficient and appropriate to provide a basis for our opinion. The risk of not detecting a material misstatement resulting from fraud is higher than for one resulting from error, as fraud may involve collusion, forgery, intentional omissions, misrepresentations, or the override of internal control.

Materiality

Materiality	€340 million (2018: €370 million)
Benchmark applied	5% of Adjusted EBIT (earnings before interest and income taxes). Reference is made to the board report, in specific the paragraph on Non-GAAP Financial Measures, and Note 28 to the consolidated financial statements for a detailed explanation of Adjusted EBIT.
Explanation	Based on our professional judgement we considered Adjusted EBIT as an appropriate benchmark to determine materiality as we believe this is an important measure of the Company's performance.

We have also taken into account misstatements and/or possible misstatements that in our opinion are material for the users of the financial statements for qualitative reasons.

We agreed with the audit committee that misstatements in excess of €17 million, which are identified during the audit, would be reported to them, as well as smaller misstatements that in our view must be reported on qualitative grounds.

Our focus on fraud and non-compliance with laws and regulations

Our responsibility

Although we are not responsible for preventing fraud or non-compliance and cannot be expected to detect non-compliance with all laws and regulations, it is our responsibility to obtain reasonable assurance that the financial statements, taken as a whole, are free from material misstatement, whether caused by fraud or error. Our audit has been performed with a high, but not absolute, level of assurance, which means we may not detect all material errors and fraud during our audit.

Non-compliance with laws and regulations may result in fines, litigation or other consequences for the company that may have a material effect on the financial statements.

Our audit response related to fraud risks

In order to identify and assess the risks of material misstatements of the financial statements due to fraud, we obtained an understanding of the entity and its environment, including the entity's internal control relevant to the audit and in order to design audit procedures that are appropriate in the circumstances. As in all of our audits, we addressed the risk of management override of internal control.

We considered available information and made enquiries of relevant executives, directors (including internal audit, legal, compliance, human resources and directors of group entities) and the audit committee. As part of our process of identifying fraud risks, we evaluated fraud risk factors with respect to financial reporting fraud, misappropriation of assets and bribery and corruption.

In our risk assessment we considered the potential impact of performance based bonus schemes which the Company has in place at certain components. Furthermore, as Fiat Chrysler Automobiles N.V. is a global company, operating in multiple jurisdictions, we considered the risk of bribery and corruption.

We evaluated the design and the implementation and, where considered appropriate, tested the operating effectiveness of internal controls that mitigate fraud risks. In addition, we performed procedures to evaluate key accounting estimates for management bias in particular relating to important judgment areas and significant accounting estimates as disclosed in Note 2 and Note 25 to the financial statements. We have also used data analytics to identify and address high-risk journal entries.

We incorporated elements of unpredictability in our audit. We considered the outcome of our other audit procedures and evaluated whether any findings were indicative of fraud or non-compliance. If so, we reevaluate our assessment of fraud risk and its resulting impact on our audit procedures.

Our audit response related to risks of non-compliance with laws and regulations

We assessed factors related to the risks of non-compliance with laws and regulations that could reasonably be expected to have a material effect on the financial statements from our general industry experience, through discussions with the management board, reading minutes, inspection of internal audit and compliance reports and performing substantive tests of details of classes of transactions, account balances or disclosures and reference is made to Note 25 to the financial statements.

We also inspected lawyers' letters and correspondence with regulatory authorities and remained alert to any indication of (suspected) non-compliance throughout the audit. Finally, we obtained written representations that all known instances of non-compliance with laws and regulations have been disclosed to us.

Going concern

In order to identify and assess the risks of going concern and to conclude on the appropriateness of management's use of the going concern basis of accounting, we considered based on the audit evidence obtained, whether a material uncertainty exists related to events or conditions that may cast significant doubt on the Company's ability to continue as a going concern. If we conclude that a material uncertainty exists, we are required to draw attention in our auditor's report to the related disclosures in the financial statements or, if such disclosures are inadequate, to modify our opinion.

Our conclusions are based on the audit evidence obtained up to the date of our auditor's report. However, future events or conditions may cause a company to cease to continue as a going concern.

Scope of the group audit

Fiat Chrysler Automobiles N.V. is the parent of a group of entities. The financial information of this group is included in the consolidated financial statements of Fiat Chrysler Automobiles N.V. The Company is organized along operating segments and has identified five reportable segments being North America, EMEA, LATAM, APAC, and Maserati, along with certain other corporate functions and unallocated items which are not included within the reportable segments.

Because we are ultimately responsible for the opinion, we are also responsible for directing, supervising and performing the group audit. In this respect we have determined the nature and extent of the audit procedures to be carried out for group entities. Decisive were the size and/or the risk profile of the group entities or operations. On this basis, we selected group entities for which an audit or review had to be carried out on the complete set of financial information or specific items.

Our group audit mainly focused on significant group entities. Group entities are considered significant components either because of their individual financial significance or because they are likely to include significant risks of material misstatement due to their specific nature or circumstances. All such significant group entities (comprising 28 entities) were included in the scope of our group audit.

Accordingly, we identified Fiat Chrysler Automobiles N.V., FCA US LLC, FCA Italy S.p.A. and FCA Brasil Ltda which in our view required an audit of their complete financial information due to their overall size and their risk characteristics. Specific scope audit procedures on certain balances and transactions were performed on 13 entities. Group wide control (GWC) procedures are performed on a further 11 entities. The remaining 195 components which are not included in our group scope have been subject to risk assessment analytics.

In establishing the overall approach to the audit, we determined the type of work that is needed to be done by us, as group auditors, or by component auditors from Ernst & Young Global member firms and operating under our instructions. The following matters are audited directly by the group audit team:

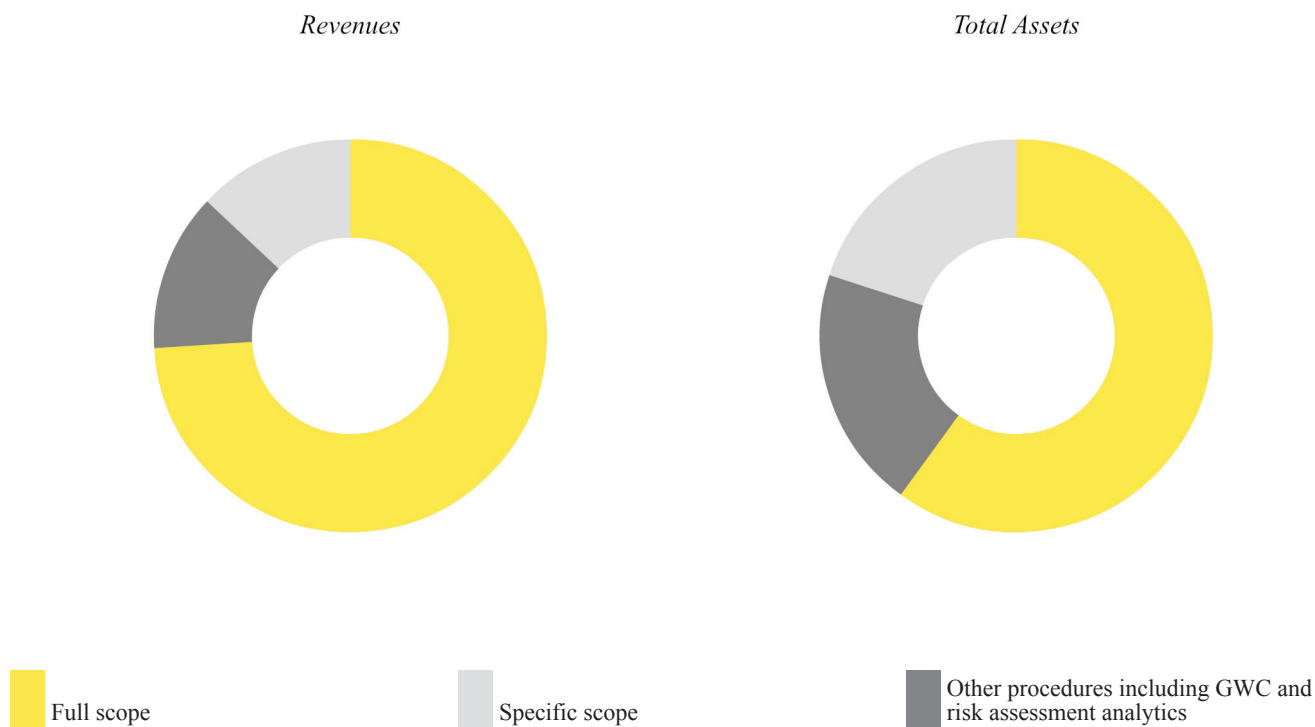
- The group audit team audited the group consolidation, financial statements and disclosures and the audit of the key audit matters:
 - Valuation of goodwill and other non-current assets with indefinite useful lives, with particular reference to APAC and LATAM goodwill
 - Income taxes - recoverability of the Italian deferred tax assets
 - Recoverability of non-current assets with definite useful lives with reference to EMEA

The key audit matter in relation to the provision for North America product warranty and recall campaigns is audited by the US component team under our direction and supervision.

- The group audit team visited at least once the local management and their auditors of the components which are significant based on size and their related risk: FCA US LLC, FCA Italy S.p.A. and FCA Brasil Ltda. For each of these locations we reviewed the audit files of the component auditor and determined the sufficiency and appropriateness of the work performed.
- The group audit team visited the Company's management in China for Chrysler Group (China) Sales Ltd., FCA Automotive Finance Co. Ltd, and Maserati (China) Cars Trading Co. Ltd. In addition, we have visited their component auditors as part of our direction and supervision of the group audit.
- The group audit team shared detailed instructions to all components' auditors for the entities in scope, including key risk areas, and the group audit team reviewed their deliverables.

In total these procedures represent 100% of the group's total assets and 100% of revenues.

Location percentage of coverage:



By performing the procedures mentioned above at group entities, together with additional procedures at group level, we have been able to obtain sufficient and appropriate audit evidence about the group's financial information to provide an opinion about the consolidated financial statements.

Teaming, use of specialists and internal audit

We ensured that the audit teams both at group and at component levels included the appropriate skills and competences which are needed for the audit of a listed client in the automotive industry. We included specialists in the areas of IT audit, forensics, treasury, share based payments and income tax.

General audit procedures

Our audit further included among others:

- Performing audit procedures responsive to the risks identified, and obtaining audit evidence that is sufficient and appropriate to provide a basis for our opinion
- Evaluating the appropriateness of accounting policies used and the reasonableness of accounting estimates and related disclosures made by management
- Evaluating the overall presentation, structure and content of the financial statements, including the disclosures
- Evaluating whether the financial statements represent the underlying transactions and events in a manner that achieves fair presentation

Our key audit matters

Key audit matters are those matters that, in our professional judgment, were of most significance in our audit of the financial statements. We have communicated the key audit matters to the audit committee. The key audit matters are not a comprehensive reflection of all matters discussed.

The key audit matter US emissions investigations which was included in our last year’s auditor’s report, is not considered a key audit matter for this year due to the settlement reached on civil environmental and consumer claims with the U.S. Environmental Protection Agency (EPA). The key audit matter Valuation of goodwill and other non-current assets with indefinite useful lives was revised in 2019 to also include the specific reference to LATAM due to a change in economic conditions and related assumptions.

These matters were addressed in the context of our audit of the financial statements as a whole and in forming our opinion thereon, and we do not provide a separate opinion on these matters.

Valuation of goodwill and other non-current assets with indefinite useful lives, with particular reference to APAC and LATAM goodwill	
Note 2 and Note 9 in the annual report	
Risk	<p>At December 31, 2019, the recorded amount of goodwill and other non-current assets with indefinite useful lives was €11,065 million and €3,192 million, respectively. These amounts have primarily been allocated to the Company’s four cash generating units (‘CGU’) that align with the car mass market operating segments (North America, APAC, LATAM and EMEA) as set out in notes 2 and 9 of the consolidated financial statements. The amount of goodwill allocated to APAC and LATAM was €1,174 million and €563 million, respectively.</p> <p>Auditing management’s annual goodwill impairment test was complex and highly judgmental due to the significant estimation required to determine the Value-In-Use (‘VIU’) of the CGUs. In particular, the determination of the VIU was sensitive to significant assumptions, such as changes in the discount rate, revenue growth rate, operating margin and terminal value, which are affected by expectations about future market or economic conditions, particularly those in APAC and LATAM.</p>
Our audit approach	<p>We obtained an understanding, evaluated the design and tested the operating effectiveness of controls over the Company’s goodwill and other non-current assets with indefinite useful lives impairment assessment process, including controls over management’s review of the significant assumptions described above.</p> <p>To test the determination of the VIU of the Company’s CGUs, we performed audit procedures that included, among others, evaluating the CGUs identified in the current year and testing the allocation of assets and liabilities to the carrying value of each CGU. We assessed the impairment methodology applied by the Company and obtained an understanding of the analysis performed by management for the purposes of the impairment assessment. We assessed the cash flow forecasts for each CGU as compared to the Group’s business plan for the period 2018-2022, including comparisons to industry forecasts and sector data, and evaluated the historical accuracy of the Company’s forecasts by comparison to actual results. We assessed the operational margins, discount rates and long-term growth rates applied within the model, with the support of valuation specialists, by performing independent calculations and sensitivity analyses for each CGU, as well as the adequacy of the disclosures made by the Company in this area, in particular those related to reasonably possible changes in key assumptions that could lead to an impairment of goodwill.</p>
Key observations	<p>Based on the results of our work, we agree with the Company’s conclusion that no impairment of goodwill is required in the current year.</p> <p>With regards to APAC and LATAM, as the carrying amount of goodwill is sensitive to certain assumptions, primarily the expected margins for the terminal period, we agree with the additional disclosure in Note 2 to the consolidated financial statements.</p>

Income taxes - recoverability of the Italian deferred tax assets	
Note 7 in the annual report	
Risk	<p>At December 31, 2019, the Company had deferred tax assets on deductible temporary differences of €5,711 million which were recognized and €1,113 million which were not recognized. At the same date the Company also had deferred tax assets in respect of tax losses carried forward of € 918 million which were recognized and € 3,943 million which were not recognized. The recognized and unrecognized amounts related to Italy were €705 million and €2,558 million, respectively.</p> <p>Auditing the Company's recognition and recoverability of the deferred tax assets in Italy was complex because it involves material amounts, judgments and estimates in relation to future taxable profits and hence the capacity to utilize available tax assets in this tax jurisdiction.</p>
Our audit approach	<p>The procedures performed to address the matter in our audit included, among others, obtaining an understanding, evaluating the design and testing the operating effectiveness of controls over the Company's income taxes process, including controls over management's review of the significant assumptions described above.</p> <p>We evaluated the forecast periods selected in determining the likelihood of the Group generating sufficient future taxable profits to support the recognition of the Italian deferred tax assets, including the Company's assumptions and sensitivity analysis in relation to the likelihood of generating sufficient future taxable income, taking into account local tax regulations. We evaluated the historical accuracy of management's forecasting of taxable profits for the Italian tax jurisdiction by comparison to actual results, the accuracy of the forecast models and consistency of the projections with the forecasts used for the purposes of the goodwill and other non-current assets with indefinite and definite useful lives impairment analysis by the Company and results from other areas of our audit. We involved tax professionals to assist in evaluating the key assumptions and methodologies developed by management in this area. We assessed the adequacy of the disclosures made by the Company in respect of recoverability of deferred taxes.</p>
Key observations	Based on the procedures performed, we concluded that the deferred tax asset balance for the Italian tax jurisdiction, at December 31, 2019, is materially correct.
Provision for North America product warranty and recall campaigns	
Note 2 and Note 20 in the annual report	
Risk	<p>At December 31, 2019, the provisions for product warranty and recall campaigns amounted to €6,306 million with the most significant amounts related to the North America segment. The Company establishes provisions for product warranty obligations, including the estimated cost of service and recall actions in the North America region, at the time the vehicle is sold. The estimated future costs of these actions, which are recorded in cost of sales in the consolidated income statement, are principally based on assumptions regarding the lifetime warranty costs of each vehicle line and each model year of that vehicle line, as well as historical claims experience for the vehicles.</p> <p>Auditing management's provision for product warranty and recall campaign was complex due to numerous uncertainties, especially related to the North America region's warranty and campaign provisions, including the enactment of new laws and regulations, the number of vehicles affected by a service or recall action and the nature of the corrective action that may result in adjustments to the established reserves. Due to the size and the uncertainty and potential volatility of these estimated future costs and other factors, such as new laws and regulations, changes in assumptions used could materially affect the result of the Company's operations.</p>
Our audit approach	<p>The procedures designed to address the matter in our audit included, among others, obtaining an understanding, evaluating the design and testing the operating effectiveness of controls over the Company's warranty process.</p> <p>We involved actuarial specialists to assist us to evaluate and test the Company's methodology, the assumptions developed by management in determining the warranty provisions, and to perform sensitivity analyses and calculate an independent range of reasonably probable outcomes for the North America product warranty and recall campaigns provision, including evaluating current year development against expectations.</p> <p>We performed other audit procedures to evaluate the data applied in the model including, among others, (i) vouching of the warranty payments made in the year and (ii) obtaining external third-party confirmations in respect of the completeness and accuracy of current year claims. We assessed the adequacy of the disclosures made by the Company in this area.</p>
Key observations	Based on the results of our procedures, including our assessment that the Company's provision was within the range of possible outcomes independently determined by EY actuaries, we are satisfied that the provision for North America product warranty and recall campaigns is appropriate at December 31, 2019.

Recoverability of non-current assets with definite useful lives with reference to EMEA	
Note 2, Note 10 and Note 11 in the annual report	
Risk	<p>At December 31, 2019, the non-current assets with definite useful lives amounted to €41,055 million. Non-current assets with definite useful lives include property, plant and equipment (€28,608 million) and intangible assets (€12,447 million). Intangible assets with definite useful lives mainly consist of capitalized development expenditures. The Company periodically reviews the carrying amount of non-current assets with definite useful lives when events or circumstances indicate that an asset may be impaired. The recoverability of non-current assets with definite useful lives is based on the estimated future cash flows, using the Company's current business plan, of the CGUs to which the assets relate.</p> <p>Auditing management's assessment of the recoverability of non-current assets with definite useful lives with reference to EMEA was complex and highly judgmental due to the size and the uncertainty and potential volatility of the forecast volumes, contribution margin and other factors, such as new laws and regulations, used in estimating future cash flows of the CGUs to which the assets relate. Any change in these assumptions used could materially affect the recoverability of EMEA non-current assets with definite useful lives.</p>
Our audit approach	<p>The procedures designed to address the matter in our audit included, among others, obtaining an understanding, evaluating the design and testing the operating effectiveness of controls over the Company's non-current assets with definite useful lives impairment assessment process, including controls over management's review of the significant assumptions described above.</p> <p>To test the determination of the recoverable amount of the CGUs, we involved valuation specialists to assist in evaluating the methodology used by the Company, including the impairment test model developed and the discount rates (Weighted Average Cost of Capital) applied, by performing independent calculations and sensitivity analyses for each CGUs. We evaluated the key assumptions applied in determining the recoverable amount and evaluated the CGUs identified, tested the allocation of assets to the carrying value of each CGU and assessed the cash flow forecasts for each CGU, including comparisons to industry forecasts and sector data. We tested the reconciliation of these cash flow forecasts for each CGU to the EMEA regional business plan used in the impairment analysis of goodwill and other non-current assets with indefinite useful lives. We evaluated the historical accuracy of the Company's forecasts by comparison to actual results and assessed the adequacy of the disclosures made by the Company in this area.</p>
Key observations	<p>We concur with the Company's methodology used in performing the impairment test of EMEA segment as of December 31, 2019.</p> <p>As the recoverability of the carrying amount of non-current assets with definite lives in EMEA depends on the development and launch of additional vehicles, we agree with the additional disclosure made in Note 2 to the consolidated financial statements.</p>

Report on other information included in the annual report

In addition to the financial statements and our auditor's report thereon, the annual report contains other information that consists of:

- The board report, including the remuneration report
- Other information as required by Part 9 of Book 2 of the Dutch Civil Code

Based on the following procedures performed, we conclude that the other information:

- Is consistent with the financial statements and does not contain material misstatements
- Contains the information as required by Part 9 of Book 2 and Section 2:135b of the Dutch Civil Code

We have read the other information. Based on our knowledge and understanding obtained through our audit of the financial statements or otherwise, we have considered whether the other information contains material misstatements. By performing these procedures, we comply with the requirements of Part 9 of Book 2 and Section 2:135b sub-Section 7 of the Dutch Civil Code and the Dutch Standard 720. The scope of the procedures performed is substantially less than the scope of those performed in our audit of the financial statements.

Management is responsible for the preparation of the other information, including the board report in accordance with Part 9 of Book 2 of the Dutch Civil Code, other information required by Part 9 of Book 2 of the Dutch Civil Code and the remuneration report in accordance with Section 2:135b of the Dutch Civil Code.

Report on other legal and regulatory requirements

Engagement

We were initially engaged by the audit committee of Fiat Chrysler Automobiles N.V. on October 28, 2014 to perform the audit of its 2014 financial statements and have continued as its statutory auditor since then.

No prohibited non-audit services

We have not provided prohibited non-audit services as referred to in Article 5(1) of the EU Regulation on specific requirements regarding statutory audit of public-interest entities.

Description of responsibilities for the financial statements

Responsibilities of management and the audit committee for the financial statements

Management is responsible for the preparation and fair presentation of the financial statements in accordance with EU-IFRS and Part 9 of Book 2 of the Dutch Civil Code. Furthermore, management is responsible for such internal control as management determines is necessary to enable the preparation of the financial statements that are free from material misstatement, whether due to fraud or error.

As part of the preparation of the financial statements, management is responsible for assessing the company's ability to continue as a going concern. Based on the financial reporting frameworks mentioned, management should prepare the financial statements using the going concern basis of accounting unless management either intends to liquidate the company or to cease operations, or has no realistic alternative but to do so. Management should disclose events and circumstances that may cast significant doubt on the company's ability to continue as a going concern in the financial statements.

The audit committee is responsible for overseeing the company's financial reporting process.

Our responsibilities for the audit of the financial statements

Our objective is to plan and perform the audit engagement in a manner that allows us to obtain sufficient and appropriate audit evidence for our opinion.

Our audit has been performed with a high, but not absolute, level of assurance, which means we may not detect all material errors and fraud during our audit.

Misstatements can arise from fraud or error and are considered material if, individually or in the aggregate, they could reasonably be expected to influence the economic decisions of users taken on the basis of these financial statements. The materiality affects the nature, timing and extent of our audit procedures and the evaluation of the effect of identified misstatements on our opinion.

We have exercised professional judgment and have maintained professional skepticism throughout the audit, in accordance with Dutch Standards on Auditing, ethical requirements and independence requirements. The "Our audit approach" section above includes an informative summary of our responsibilities and the work performed as the basis for our opinion.

Communication

We communicate with the audit committee regarding, among other matters, the planned scope and timing of the audit and significant audit findings, including any significant findings in internal control that we identify during our audit. In this respect we also submit an additional report to the audit committee in accordance with Article 11 of the EU Regulation on specific requirements regarding statutory audit of public-interest entities. The information included in this additional report is consistent with our audit opinion in this auditor's report.

We provide the audit committee with a statement that we have complied with relevant ethical requirements regarding independence, and to communicate with them all relationships and other matters that may reasonably be thought to bear on our independence, and where applicable, related safeguards.

From the matters communicated with the audit committee, we determine the key audit matters: those matters that were of most significance in the audit of the financial statements. We describe these matters in our auditor's report unless law or regulation precludes public disclosure about the matter or when, in extremely rare circumstances, not communicating the matter is in the public interest.

Rotterdam, February 25, 2020

Ernst & Young Accountants LLP

signed by P.W.J. Laan